


Department of Public Instructions
Office of Deputy Director of Public Instruction,
Davanagere

Basic English – 8TH STANDARD
Weekly activities

PREPARED BY
SHANMUKHA V A
ENGLISH
GOVT JUNIOR COLLEGE
CHANNAGIRI
9964245085

Sl.No	Area/Skill to be developed	competency	Proposed Activities to Develop the competency/Skill- TLMS	Work sheets
1	Writing	Able to write the letters in a four lined copy book Able to write carefully in definite shape,size, uniformity, space and writes beautiful handwriting.	<p>Activity 1 : Say and write an Alphabet neatly.</p> <p>Activity 2 : Say and write 2,3 lettered words.(Daily 25)</p> <p>Activity 3 : Daily 1 page copy writing.</p> <p>Use the you tube links. Four line note book. Text book. Tables book. Dictionary. https://youtu.be/Sw2KZki-eaA https://youtu.be/S6Hsaarp4dY https://youtu.be/dDBjgrq82Wc</p>	<div data-bbox="1480 300 1975 368" style="border: 1px solid black; padding: 5px; text-align: center;"> <p>Let's Write </p> </div> <div data-bbox="1344 427 2094 494" style="border-top: 1px solid black; border-bottom: 1px solid black; padding: 5px 0;"> <p>A B C D E F G H I</p> </div> <div data-bbox="1344 614 2094 681" style="border-top: 1px solid black; border-bottom: 1px solid black; padding: 5px 0;"> <p>J K L M N O P Q R</p> </div> <div data-bbox="1344 801 2094 868" style="border-top: 1px solid black; border-bottom: 1px solid black; padding: 5px 0;"> <p>S T U V W X Y Z</p> </div> <div data-bbox="1344 1013 2094 1080" style="border-top: 1px solid black; border-bottom: 1px solid black; padding: 5px 0;"> <p>a b c d e f g h i j k l m</p> </div> <div data-bbox="1344 1225 2094 1292" style="border-top: 1px solid black; border-bottom: 1px solid black; padding: 5px 0;"> <p>n o p q r s t u v w y z</p> </div>

<https://youtu.be/k00x2-Jcy3Q>

<https://youtu.be/mnyTx6iEUqM>

Trace and Write the Alphabets

A B C D E F G

H I J K L M N

O P Q R S T U

V W X Y Z

A

3

Vocabulary

To review the vocabulary of the unit related to months

Activity 1 Write the missing letters given in the box

Activity 2 Write the months in the correct order

<https://youtu.be/weGhyXqZg2c>

<https://youtu.be/2gY9slGp9vk>

Activity 1

1 Write the missing letters.

De An Ma Se Oc Ju J^a Fe Ma Ju Au No



J^a nuary




bruary




rch



ril




y



ne



ly




gust




ptember



tober



vember



cember

Months of the Year

Write in the correct order.

January

March

July

October

August

February

June

December

November

April

September

May

4

Vocabulary

To review the vocabulary of the unit related to days

Activity 1 Write the Days of the week

Activity 2 Put the days of the week in the correct order.

Activity 3 Fill in the blanks using the Today's And write the Yesterdays And Tomorrows

<https://youtu.be/mXMofxtDPUQ>
<https://youtu.be/MLs9OHSaYc>

NAME: DATE:

▪ PUT THE DAYS OF THE WEEK IN THE CORRECT ORDER.

DAYS OF THE WEEK

SUNDAY	<input type="text"/>
FRIDAY	<input type="text"/>
SATURDAY	<input type="text"/>
MONDAY	<input type="text"/>
TUESDAY	<input type="text"/>
WEDNESDAY	<input type="text"/>
THURSDAY	<input type="text"/>

LIVEWORKSHEETS

Yesterday	Today	Tomorrow
	Wednesday	
	Sunday	
	Thursday	
	Saturday	
	Tuesday	
	Monday	
	Friday	

5

Vocabulary

To review the vocabulary of the unit related to numbers

Activity 1 Write the numbers from 1 to 100 in words

Activity 2 Write the numbers under the picture

- <https://youtu.be/XRQGvP9jRUk>
- <https://youtu.be/jQMUa2zIchs>
- <https://youtu.be/faZ0BZep1g>
- <https://youtu.be/rX4iWgGOGQQ>

NUMBERS 1 to 100
one to one hundred

1	2	3	4	5	6	7	8	9	10
one	two	three	four	five	six	seven	eight	nine	ten
11	12	13	14	15	16	17	18	19	20
eleven	twelve	thirteen	fourteen	fifteen	sixteen	seventeen	eighteen	nineteen	twenty
21	22	23	24	25	26	27	28	29	30
twenty-one	twenty-two	twenty-three	twenty-four	twenty-five	twenty-six	twenty-seven	twenty-eight	twenty-nine	thirty
31	32	33	34	35	36	37	38	39	40
thirty-one	thirty-two	thirty-three	thirty-four	thirty-five	thirty-six	thirty-seven	thirty-eight	thirty-nine	forty
41	42	43	44	45	46	47	48	49	50
forty-one	forty-two	forty-three	forty-four	forty-five	forty-six	forty-seven	forty-eight	forty-nine	fifty
51	52	53	54	55	56	57	58	59	60
fifty-one	fifty-two	fifty-three	fifty-four	fifty-five	fifty-six	fifty-seven	fifty-eight	fifty-nine	sixty
61	62	63	64	65	66	67	68	69	70
sixty-one	sixty-two	sixty-three	sixty-four	sixty-five	sixty-six	sixty-seven	sixty-eight	sixty-nine	seventy
71	72	73	74	75	76	77	78	79	80
seventy-one	seventy-two	seventy-three	seventy-four	seventy-five	seventy-six	seventy-seven	seventy-eight	seventy-nine	eighty
81	82	83	84	85	86	87	88	89	90
eighty-one	eighty-two	eighty-three	eighty-four	eighty-five	eighty-six	eighty-seven	eighty-eight	eighty-nine	ninety
91	92	93	94	95	96	97	98	99	100
ninety-one	ninety-two	ninety-three	ninety-four	ninety-five	ninety-six	ninety-seven	ninety-eight	ninety-nine	one hundred

A freely photocopiable EnglishClub poster © www.englishclub.com

Write the numbers under the picture

50	86	93
34	27	100

6	Writing	<p>To Develop the communicative skills:</p> <p>To Write his own profile in simple sentences using the collected information.</p> <p>To Write the profile of his friend after collecting information about his/her friend</p>	<p>Activity 1 Write the answer for the following questions.</p> <p>Activity 2 After writing the answer prepare a profile of your own.</p> <p>Activity 3 Activity: Interview a boy or a girl and collect information about him or her, and note down the points. Later, you prepare his or her profile.</p> <p>The received answers may be in a word, a phrase or a sentence.</p> <p>https://youtu.be/5LuBCwx dn_U</p>	<p>Writing: Writing a profile. The following questions will help you to conduct the interview. Some more questions may be added.</p> <ol style="list-style-type: none"> a. What is your name? b. How old are you? c. What is your father name/Mother's name? d. Where is your house? e. What is your father/ mother ? f. How many brothers and sisters do you have? g. In which school are you studying? h. In which class are you studying? i. What is your hobby? j. What is your ambition? k. How many brothers/sisters do you have? l. Who is your best friend? m. Where do you come from? <p>A profile can be prepared as: Dhanush is my friend. He is 13. His father is a merchant.</p> <hr/> <hr/> <hr/> <hr/>
---	---------	--	--	---

7

Vocabulary

To review the vocabulary of the unit related to animals

<https://youtu.be/DYO1TxNb7mQ>

Activity 1 Write the names of animals.

1. **Activity 2** Observe the given grid carefully.

Find animals hidden in it.

2. Find the names of animals hidden in this maze. Draw a box around them.

MQZTURNSJL
 OMDACTBQRC
 LIONMACTOA
 AZGBYCSXWT
 BCDSTRHENV
 HORSEUEVAB
 NWQTYQEIDZ
 RARVULPGCM
 MONKEYHJUR
 TXMXNJBQKP

2. Observe the given grid carefully. Find animals hidden in it. Find them and shade them with your pencil:

E	P	P	L	Q	Z	Z	E	B	R	A	R	E	Z	C
T	A	I	E	L	E	P	H	A	N	T	T	G	B	A
I	T	G	F	F	Z	M	O	N	K	E	Y	L	K	T
G	R	D	S	R	L	I	O	N	P	N	O	P	H	F
E	I	E	W	O	L	F	L	K	H	O	R	S	E	G
R	O	E	B	G	N	R	A	R	K	I	N	D	N	L
F	T	R	S	T	F	O	X	E	R	T	E	O	E	I
U	O	T	H	I	D	S	N	A	K	E	J	N	S	N
D	D	E	E	C	C	A	M	E	L	K	L	K	T	E
O	A	T	G	O	A	T	H	F	D	B	Y	E	Y	S
G	Z	P	P	D	I	C	R	O	C	O	D	Y	L	E

8

Vocabulary

To review the vocabulary of the unit related to body parts

<https://youtu.be/aB7slePM4rE>

Activity 1 Write the names of the human body

Activity 2 Draw a line from each label to the right part of the body

Activity 3 Cut and paste the word that matches with the correct action word of the human body.

Worksheets PDF Teaching Resources Name: _____ Date: _____

BODY PARTS


Draw a line from each label to the right part of body.


WorksheetsPDF.com


Name: _____


The Five Senses


Cut and paste the words that matches the correct action for each body part.

We _____ with our 

We _____ with our 

We _____ with our 

We _____ with our 

We _____ with our 

 listen see touch
taste smell

Vocabulary

<https://youtu.be/K5su4t742kA>
<https://youtu.be/9kIDTX3j-Ns>

Able to write the Antonyms which they have already learnt in the previous classes

Activity 1 * Complete the sentences by inserting the opposite of the word underlined in each.

1. She is wearing a cheap coat, but her shoes are very _____.
2. Nine members are present and three are _____.
3. Most of the statements are true , but only a few are _____.
4. Prem is very quick in doing his work at home, but he is _____ outside.
5. My brother is bright ,but my cousin is very _____.
6. The door is opened but the gate is _____.
7. The king is rich but the begger is _____.

Give the antonyms of the following words. Choose your answers from the box.

Shallow, active, gentle, below, expensive, large, happy, smooth ,difficult, rare

1. deep x
2. rough x
3. lazy x
4. cheap x
5. tiny x
6. easy x
7. harsh x
8. dense x
9. sad x
10. above x

Name: _____

Number: _____ Class: _____

Opposites

Directions: Draw a line between the word and its opposite.

- | | |
|-----------|-------------|
| fast • | • hard |
| empty • | • deep |
| hot • | • expensive |
| right • | • closed |
| little • | • tall |
| smart • | • thin |
| ugly • | • wide |
| fat • | • far |
| short • | • cool |
| sweet • | • slow |
| bumpy • | • smooth |
| alive • | • stupid |
| high • | • wet |
| shallow • | • rich |
| cheap • | • big |
| strong • | • pretty |
| open • | • quiet |
| loud • | • dead |
| late • | • sour |
| poor • | • full |
| warm • | • dirty |
| clean • | • cold |
| dark • | • weak |
| young • | • low |
| soft • | • old |
| narrow • | • light |
| near • | • wrong |
| dry • | • early |

Able to identify and name the colours

Colour the flower with the colours of the rainbow

- V - violet
- I - indigo
- B - blue
- G - green
- Y - yellow
- O - orange
- R - red

<https://youtu.be/LiD67tAmd98>

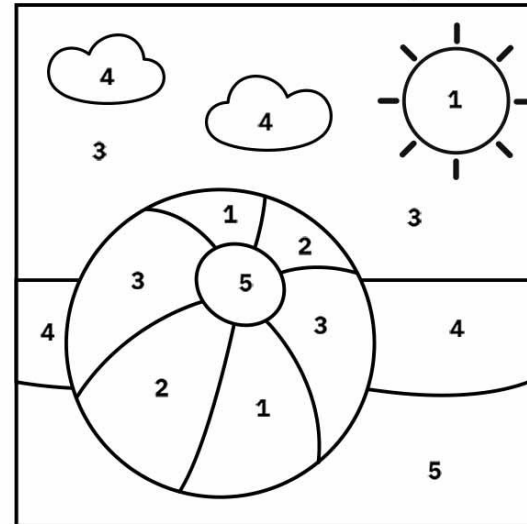
Write the missing letters to complete the colours.

1. V__ol__t
2. P__ __k
3. I__d__ __o
4. B__ __ __n
5. Gr__ __ __n
6. R__ __ __
7. O__a__ __e
8. B__ __e
9. P__r__l__
10. W h__ t__

Match the following and write these sentences correctly.

- | | |
|-----------------|--------|
| 1. Gold is | black |
| 2. Milk is | green |
| 3. Coal is | yellow |
| 4. Blood is | white |
| 5. Leaves are | red |
| 6. The sky is | brown |
| 7. Chocolate is | blue |
| 8. Rose is | white |
| 9. My teeth are | black |

Fill the Color by Number



- 1-Yellow
- 2-Red
- 3-Green
- 4-Blue
- 5-Brown

Name _____

© RV AppStudios



Worksheets PDF Teaching Resources Name: _____ Date: _____

COLOR WORDS

Color each balloon using the correct color.

WorksheetsPDF.com

12

Vocabulary


Able to To review the vocabulary of the unit related to fruits,vegetables and flowers

<https://youtu.be/S2hX3N7mHY>

J. Given below are some names. Classify them into categories of flowers, fruits and vegetables.

orange, plum, neem, desert cactus, mango, blackberry, banana, brinjal, potato, cherry, lemon, apple, grapes, jasmine, lotus, shasta daisy, marigold, rose, tomato, peach, watermelon, carrot.

Fruits	Vegetables	Flowers



13

Dictionary use

Able to Use a dictionary and Rearrange the words in the alphabetical order.
<https://youtu.be/aZJD86F7Wws>
https://youtu.be/UDP HSDH_Dc

Using a dictionary
 Rearrange the words from the following list in alphabetical order.

ring	
paste	
queen	
apple	
waste	
xerox	
class	
teacher	
elephant	
goat	
donkey	
bowl	
horse	
ink-pot	
narrow	
jug	
money	
sun	
tumbler	
king	
zebra	
lamp	
umbrella	
road	
orange	
van	

Write the letters in the alphabetical order in each group.

a b c d e f g h i j k l m n o p q r s t u v w x y z

- | | |
|--|---|
| 1. <input type="text"/> x <input type="text"/> r <input type="text"/> v | 1. <input type="text"/> r <input type="text"/> v <input type="text"/> x |
| 2. <input type="text"/> a <input type="text"/> r <input type="text"/> b | 2. <input type="text"/> <input type="text"/> <input type="text"/> |
| 3. <input type="text"/> u <input type="text"/> i <input type="text"/> x | 3. <input type="text"/> <input type="text"/> <input type="text"/> |
| 4. <input type="text"/> w <input type="text"/> c <input type="text"/> n | 4. <input type="text"/> <input type="text"/> <input type="text"/> |
| 5. <input type="text"/> y <input type="text"/> l <input type="text"/> a | 5. <input type="text"/> <input type="text"/> <input type="text"/> |
| 6. <input type="text"/> j <input type="text"/> z <input type="text"/> h | 6. <input type="text"/> <input type="text"/> <input type="text"/> |
| 7. <input type="text"/> k <input type="text"/> i <input type="text"/> s | 7. <input type="text"/> <input type="text"/> <input type="text"/> |
| 8. <input type="text"/> m <input type="text"/> c <input type="text"/> g | 8. <input type="text"/> <input type="text"/> <input type="text"/> |
| 9. <input type="text"/> d <input type="text"/> q <input type="text"/> a | 9. <input type="text"/> <input type="text"/> <input type="text"/> |
| 10. <input type="text"/> z <input type="text"/> y <input type="text"/> x | 10. <input type="text"/> <input type="text"/> <input type="text"/> |

FOOD Name: _____

ABC order

Write the words in alphabetical order.

fish	1. _____
banana	2. _____
meat	3. _____
carrot	4. _____
bread	5. _____
pasta	6. _____
apple	7. _____
pear	8. _____

©MichelleOwen2016

14

Writing

Able to use suitable punctuation marks

https://youtu.be/RPL8ii_j1X2A

The **period** (.) is placed at the end of declarative sentences,

Ex :- She is writing.

question mark (?) to indicate a question

Ex:- What is your name?

The **comma**(,) is used to show a separation of ideas or elements

Ex:- Come here, Mohan

The **exclamation point** (!) is used when a person wants to express a sudden outcry

Ex:- What a fine day!


The **Inverted comma**: (" ")

Used to enclose direct speech in a sentence

Ex:- She said,"I am going home"

PUNCTUATION MARKS

● Full Stop (BrE) or Period	“ ” Quotation marks
⸗ Comma	/ Slash
⸘ Semi-colon	() Round Brackets (BrE) or Parentheses
⸚ Colon	[] Square Brackets
? Question mark	_ Underscore
! Exclamation mark	- Hyphen
⋯ Ellipsis mark	@ At sign

 MyEnglishTutors.org

Read the following sentences aloud. and put a question mark (?) or full stop (.) or an exclamatory mark (!) wherever necessary.

1. What is your name
2. I am a student
3. Are you going to school
4. Please be quiet
5. How cool it is
6. When are you coming to my house
7. Close the door
8. Is this your bag
9. Alas the dog died
10. It is so beautiful

15	Vocabulary	To review the vocabulary	<p>1. Write new words using the last letter of the word.</p> <p>2. Make as many words as possible from each word.</p> <p>3. Who am I ?</p>	<p>Write new words using the last letter of the word. e.g : big - goat - train - nest - tap - pearl - lawn - nature</p> <p>1. forest - _____ - _____ - _____ - _____ - _____</p> <p>2. book - _____ - _____ - _____ - _____ - _____</p> <p>3. letter - _____ - _____ - _____ - _____ - _____</p> <p>4. school - _____ - _____ - _____ - _____ - _____</p> <p>Make as many words as possible from each word.</p> <p>1. relationship – late – nest – rate – pin – ship</p> <p>2. parent - _____ - _____ - _____ - _____ - _____</p> <p>3. examination - _____ - _____ - _____ - _____ - _____</p> <p>4. founder - _____ - _____ - _____ - _____ - _____</p> <p>5. Administration- _____ - _____ - _____ - _____ - _____</p> <p>Who am I ?</p> <p>1. Everyone uses me to cut things. K - - - e</p> <p>2. I am a symbol of peace D- - e and I am a bird.</p> <p>3. I come after four F - - e and I am a number.</p> <p>4. Many drink me. T - -</p> <p>5. I am also called mummy. - - t h - -</p> <p>6. I am used to tidy your hair. C- - b</p> <p>7. I am the brother of your father U- - -l - and your mother too.</p> <p>8. Unless you open me, you cannot enter a room. D - - -</p> <p>9. I am the national bird of India. P- - c- - k</p> <p>10. I am your father's/ mother's father. G - - - d - - t - - r</p> <p>11. I am the wife of the King. Q - - E-</p> <p>12. Children use me to write on paper. p - n c - -</p> <p>13. I fly high in the sky. A- - o p - a - -</p>
----	------------	--------------------------	---	---

16	Vocabulary	<p>To review the vocabulary</p>	<p>Match the people in 'A' with their occupation in 'B'</p> <p>https://youtu.be/x8tF2aQoukY</p> <p>Words with ending rhyme have the same final vowel sound and following consonant sound(s). https://youtu.be/1Gf-8iVMr7g https://youtu.be/zBH1cJ5su8</p> <p>Read the table carefully and frame atleast 10 sentences as shown in the example</p>	<p>Match the people in 'A' with their occupation in 'B'</p> <table border="1" data-bbox="1279 164 2159 614"> <tr><td>1. doctor</td><td>repairs taps</td></tr> <tr><td>2. carpenter</td><td>sells tickets</td></tr> <tr><td>3. bus driver</td><td>sells medicines</td></tr> <tr><td>4. teacher</td><td>flies an aeroplane</td></tr> <tr><td>5. shopkeeper</td><td>delivers lettes</td></tr> <tr><td>6. bus conductor</td><td>makes furniture</td></tr> <tr><td>7. plumber</td><td>drives a bus or any vehicle</td></tr> <tr><td>8. chemist</td><td>sells things in a shop</td></tr> <tr><td>9. pilot</td><td>cures ill people</td></tr> <tr><td>10. postman</td><td>teaches students</td></tr> </table> <p>Make pair of rhyming words from the words given below:-</p> <ol style="list-style-type: none"> might, day, he, ring, gay, light, sing take, pair, low,book,fair, took,lake, bow all, bear, ill, knife, fill, wife, fear, fall fade, sweet, get, made, bind, meat, let, grind clap, shut, ten, brush, but, slap, crush, pen <p>B. Read the table carefully and frame atleast 10 sentences as shown in the example.</p> <table border="1" data-bbox="1279 1043 2130 1476"> <tr><td>I</td><td rowspan="8">am /is /are/ was/ were/</td><td>a student/students</td></tr> <tr><td>we</td><td>a doctor/doctors</td></tr> <tr><td>you</td><td>a friend /friends</td></tr> <tr><td>He</td><td>walking</td></tr> <tr><td>She</td><td>eating a mango</td></tr> <tr><td>It</td><td>good</td></tr> <tr><td>They</td><td>cold</td></tr> </table>	1. doctor	repairs taps	2. carpenter	sells tickets	3. bus driver	sells medicines	4. teacher	flies an aeroplane	5. shopkeeper	delivers lettes	6. bus conductor	makes furniture	7. plumber	drives a bus or any vehicle	8. chemist	sells things in a shop	9. pilot	cures ill people	10. postman	teaches students	I	am /is /are/ was/ were/	a student/students	we	a doctor/doctors	you	a friend /friends	He	walking	She	eating a mango	It	good	They	cold
1. doctor	repairs taps																																						
2. carpenter	sells tickets																																						
3. bus driver	sells medicines																																						
4. teacher	flies an aeroplane																																						
5. shopkeeper	delivers lettes																																						
6. bus conductor	makes furniture																																						
7. plumber	drives a bus or any vehicle																																						
8. chemist	sells things in a shop																																						
9. pilot	cures ill people																																						
10. postman	teaches students																																						
I	am /is /are/ was/ were/	a student/students																																					
we		a doctor/doctors																																					
you		a friend /friends																																					
He		walking																																					
She		eating a mango																																					
It		good																																					
They		cold																																					

17

Grammar

Able to say all kinds of sentences

<https://youtu.be/6XIJfjHxPkw>
<https://youtu.be/jaT2kxJIM5g>

State whether the following sentences are assertive, interrogative, imperative, or exclamatory

1. Karnataka is our state.
2. Why are you late ?
3. Give me ten rupees, please.
4. How wonderful the Taj is!
5. Come here.
6. She has finished the work.
7. What a lovely child!
8. Forest is a home of animals.

Kinds of Sentences

There are 4 types of sentences!

- ❖ A sentence that is a statement ends with a period and is called **Declarative**.
- ❖ A sentence that gives directions or a command ends with a period and is called **Imperative**.
- ❖ A sentence that asks a question ends with a question mark and is called **Interrogative**.
- ❖ A sentence that shows strong feeling ends with an exclamation point and is called **Exclamatory**.



Types of sentences

Instructions: Decide what type of sentence:

Declarative - Interrogative - Exclamatory - Imperative

1. Don't drop those apples. _____
2. Don't scare the birds away! . _____
3. Do you have your own computer? _____
4. Please be careful! . _____
5. What is the first letter of the alphabet? _____
6. Do you like chocolate cake? . _____
7. My name is Francisca. . _____
8. Today is a very sunny day. . _____
9. Please come down to eat your breakfast. _____
10. Wow! That looks amazing! _____
11. Please open the door. _____
12. What is your name? _____
13. Tomorrow we are going to the zoo. _____
14. Go to your class right now. _____
15. Can we watch a movie tonight? _____

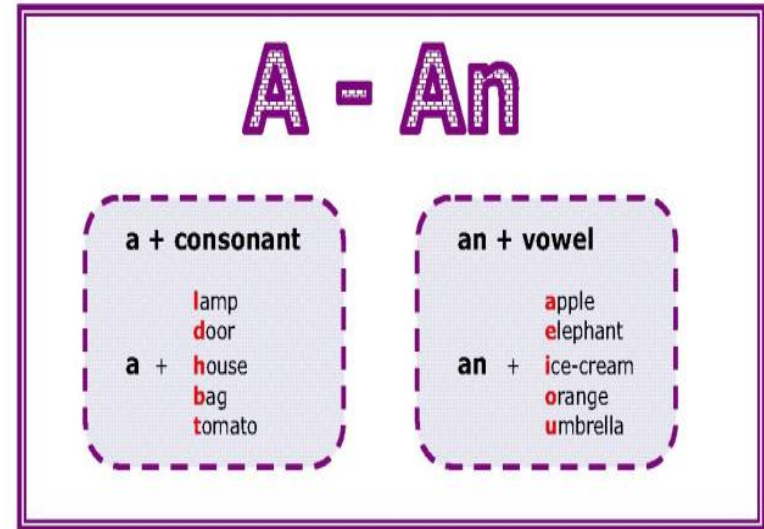
18

Grammar

<https://youtu.be/HEXkDUNXCgc>
<https://youtu.be/fmcWy55dtNc>
Able to use suitable articles

Categorise these words ('a' or 'an') and write in the place provided

- ___ice cream
- ___horse
- ___hospital
- ___apparatus
- ___electric train
- ___temple
- ___book
- ___enjoyable event
- ___umbrella
- ___hour
- ___elephant
- ___yellow baloon
- ___school
- ___animal
- ___apple
- ___elegant person
- ___orange
- ___pencil
- ___table
- ___question
- ___plant
- ___road
- ___answer
- ___egg
- ___bag
- ___story
- ___ant
- ___pen



Complete the sentences using 'a' / 'an'

1. Our teacher gave me _____ orange yesterday.
2. My father brought me _____ ice cream last night.
3. My mother was weeping while cutting _____ onion.
4. I saw _____ beautiful rainbow in our form.
5. Parmesh always keeps _____ umbrella when he goes out.

<https://youtu.be/NXY4S2aKQJY>
<https://youtu.be/gvK47DDOogg>
 Able to use suitable
 Question word

ACTIVITY NO. 8: Fill in the blanks with suitable words given in the brackets

(Which, When, Who, Where, What, Why)

-----is your father's name?

-----is your favourite hobby?

-----didn't you come to school yesterday?

-----will you meet me again?

-----is your best friend?






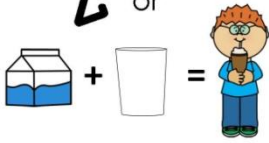
-----is your bag?

-----is your house?

----- did you have for breakfast today?

-----were you late in the morning?

----- will you go to Mysore?

<p>Who is a person</p> 	<p>What is a thing or an action</p> 	<p>When is a time</p> 
<p>Where is a place</p> 	<p>Why is the reason something happened</p> 	<p>How is a number, or the way something is done</p> <p>2 or</p> 

Select suitable Question word and fill in the blanks:-

- Why 1 _____ you enjoy the tea?
 Have 2 _____ are you today?
 Which 3 _____ told you about the party ?
 How 4 _____ were you absent yesterday ?
 Did 5 _____ did you have for dinner?
 What 6 _____ are you coming to see me ?
 Who 7 _____ of these books do you like best?
 Whose 8 _____ has mother put the sweets?
 Where 9 _____ cap is this?
 When 10 _____ you been to London?

20


Reading

<https://youtu.be/amgGiRWap0M>


Able to read the given para and comprehend the para

Activity 1. Read the card carefully and answer the questions given below.

Activity 2. Read the paragraph carefully and answer the questions.



Read the following passage and answer the questions :



Mark is at the park . His dog Max, is with him. Mark flies his kite and plays with Max. They run and jump in the sun. Then Mark goes to the pond to see the ducks. He thinks they are so cute and funny.

Questions

- 1 - Where is Mark and his dog ?
.....
- 2 - What is Mark's dog name ?
.....
- 3 - What do Mark and his dog do in the park
.....
- 4 - Why does Mark go to the pond ?
.....

© Copyright English Created Resources 2020 All rights reserved

Reading Activity:

The Story of Cricket:

Cricket is an international game. It is very interesting one, where two teams play together. It has its origin in England. The British used to play this game to pass the time. Now it is being played in almost all the countries. Sachin Tendulkar has achieved international fame in this game. He is called the God of Cricket. He has a record of 100 centuries in his international career.

- 1.How many teams are required to play Cricket?
- 2.Where did the game of Cricket originate?
- 3.Who is called the God of Cricket?

22

Grammar

<https://youtu.be/tRt6VbsVKx8>
Able to write the past form of a present verb

B. Give the past tense forms of the following verbs.

- i. go
- ii. talk
- iii. put
- iv. return
- v. leave
- vi. pull
- vii. learn
- viii. move
- ix. write
- x. decide
- xi. fall
- xii. pack
- xiii. come
- xiv. bring
- xv. buy
- xvi. welcome

Simple Present Tense	Simple Past Tense
go	went
eat	ate
see	saw
bite	bit
break	broke
buy	bought
come	came
do	did
drink	drank
fall	fell
find	found
get	got
buy	bought
tell	told
catch	caught
blow	blew
bring	brought
wake	woke
dig	dug
draw	drew
lose	lost
fight	fought
fly	flew
think	thought

Discuss with your partner and complete the passage using the correct form of the verbs given in brackets:

One morning, a king _____ (go/went) to a village. He _____ (see/saw) an old woman planting mango saplings. She _____ (look/looked) weak and tired. The king _____ (ask/asked) her how many years would it take for the sapling to grow and give fruit. The old woman _____ (replied/reply) that it would take around ten years. The king _____ (ask/asked) if she would be alive to eat them. She _____ (said/say) that she _____ (is/was) not planting them for herself, but for others. The king _____ (feel/felt) happy and _____ (gave/give) her a silver mango. She _____ (thanked/thank) the king and _____ (smile/smiled).

PREPARED BY
SHANMUKHA V A
ENGLISH
GOVT JUNIOR COLLEGE
CHANNAGIRI
9964245085