

**OFFICE OF THE BLOCK EDUCATION OFFICER
AND BLOCK RESOURCE CO-ORDINATOR
NANJANGUD TALUK, MYSORE DISTRICT.**



**WORKSHEETS
FOR
7TH STANDARD**



**OFFICE OF THE BLOCK EDUCATION OFFICER AND BLOCK RESOURCE
CO-ORDINATOR, NANJANAGUD TALUK, MYSURU DISTRICT**

KALIKA SANGAMA PROGRAMME 2021-22

Class: 7th

WORKSHEET-1

ENGLISH

I. Match the alphabet:

Follow the given link:

https://youtu.be/bq_qfpoKDw

- | | |
|------|---|
| 1. A | d |
| 2. H | s |
| 3. S | a |
| 4. T | h |
| 5. D | t |
| 6. L | q |
| 7. Q | l |

II. Write the numbers in words:

- | | |
|-----------|------------|
| 1. _____ | [One] |
| 13. _____ | [Thirteen] |
| 4. _____ | [Four] |
| 14. _____ | [Fourteen] |
| 6. _____ | [Six] |
| 18. _____ | [Eighteen] |
| 9. _____ | [Nine] |
| 10. _____ | [Ten] |

III. Read and copy the words given below.

In	to	for	are	with	from	School
go	do	him	see	come	home	animal
on	be	say	you	move	know	Something

IV. Complete the missing letters by using the letters in the bracket.

[w, r, b, k, s]

1. ___rushing. 2. ___aking up 3. ___eading. 4. Drin___ing

V. Circle the correctly spelt word.



- | | | | | | |
|-----------|---------|----------|-------|----------|-------|
| 1. Farmer | Farmar | 4. Table | Tabel | 7. Dsek | Desk |
| 2. Techar | Teacher | 5. Baord | Board | 8. Bell | Blee |
| 3. Schol | School | 6. Home | Hmoe | 9. Pohne | Phone |

VI. Join two words and a make new word as shown in the example.

Ex: Break + fast – Breakfast

1. Sun + day - _____ 2. Class + room - _____

VII. Solve the crossword puzzle by using the picture clues.



VIII. Listen and write the rhyme in your copy writing book.

Video link: <https://youtu.be/BtDolWTSpV8>

<https://youtu.be/ypjgWq3NrdA>

Rain Rain Rain rain go away come again another day Little Johnny wants to play	Early to bed Early to bed and early to rise, Make man healthy, wealthy, the wise
--	---

IX. Find the days of the week and circle it.

			T	F		Y	
S	A	T	U	R	D	A	Y
U		H	E	I		D	
N		U	S	D		S	Y
D		R	D	A		E	A
A		S	A	Y		N	D
Y		D	Y			D	N
		A				E	O
		Y				W	M

VI. Write the missing days of the week.

1. Sunday
2. _____
3. Tuesday
4. _____
5. Thursday
6. _____
7. Saturday

X. Read the given story and answer the questions with the help of your teacher.

Copy the story in your copy writing notebook.

Video link: <https://youtu.be/dlflr5b5VgQ>

THE BOY WHO CRIED WOLF

In a village, there lived a play boy with his father. The boy's father told him that he was old enough to watch over the sheep while they graze in the field. So the boy took the sheep to the field. He decided to have some fun. Cried wolf! wolf!. The entire village came to chase away the wolf. They saw no wolf. The villagers left angrily. Next day the boy saw a wolf attacking his sheep. He cried wolf! wolf! But no one came to help him. The little boy lost many sheep that day.

Moral of the Story: It is difficult to trust people who lie, so it's important to always be truthful.

- Fill in the blanks:**
- The boy cried _____! _____!
 - The little boy lost many _____


XI. Here is Raju's routine life, now you write your routine:

Raju's routine life	Your routine life
1. Raju gets up early in the morning.	1. I get up _____
2. Raju brushes his teeth.	2. I brush my _____
3. Raju washes his face.	3. I wash _____
4. Raju goes to school.	4. I go to _____

XII. Watch the story by clicking the link given below.

https://www.youtube.com/watch?v=HkJkSlQI_H0&feature=youtu.be

XIII. Copy and practice the following words in your 4-line copywriting book:



- 1) crow 2) friends 3) cheese 4) branch 5) hungry 6) cunning 7) beak

XIV. Give the plural form for the following words. (Note: Read the rules and examples)

Watch the video to learn about plurals. <https://youtu.be/BI1Syz9I2n0>

Remember: Vowels – a,e,i,o,u. Consonants – b,c,d,f,g,h,j,k,l,m,n,p,q,r,s,t,v,w,x,y,z.

RULE 1: For most of the nouns simply add 's'.

Eg. 1. Car – Cars 2. Dog – Dogs 3. Apple – Apples

4. House - _____ 5. Star - _____ 6. Girl - _____

7. Leg - _____ 8. Cow - _____

RULE 2: For most of the nouns that end with 'vowel + y', add 's'.

Eg. 1. Day – Days 2. Toy – Toys 3. Play – Plays

4. Key - _____ 5. Boy - _____ 6. Monkey - _____ 7. Tray - _____

RULE 3: For most of the nouns that end with 'vowel + o', add 's'.

Eg. 1. Zoo – Zoos 2. Radio – Radios

3. Video - _____ 4. Kangaroo - _____ 5. Cuckoo - _____

RULE 4: For most of the nouns that end with 'ch', 'sh', 's', 'ss', 'x' and 'z', add 'es'.

Eg. 1. Match – Matches 2. Dish – Dishes 3. Box – Boxes 4. Dress – Dresses
5. Church - _____ 6. Brush - _____ 7. Glass - _____
8. Fox - _____ 9. Buzz - _____ 10. Bus - _____

XV. Give the plural form for the following words. (Note: Read the rules and examples)

RULE 5: For most of the nouns that end with 'consonant + y', remove 'y' and add 'ies'.

E.g. 1. Baby – Babies 2. Fly – Flies 3. Story – Stories
4. Country – Countries

5. Party - _____ 6. City - _____ 7. Cherry - _____
8. Army - _____ 9. Lady - _____ 10. Family - _____

RULE 6: For most of the nouns that end with 'f' or 'fe', remove 'f' or 'fe' and add 'ves'.

Eg. 1. Leaf – Leaves 2. Knife – Knives 3. Wife – Wives

4. Life - _____ 5. Calf - _____ 6. Half - _____
7. Shelf - _____ 8. Wolf - _____ 9. Thief - _____

RULE 7: For most of the nouns that end with 'consonant + o', add 'es'.

Eg. 1. Hero – Heroes 2. Echo – Echoes 3. Mosquito – Mosquitoes

4. Tomato - _____ 5. Potato - _____ 6. Mango - _____

RULE 8: Some nouns have the same singular and plural form.

Eg. 1. Fish – Fish 2. Deer – Deer

3. Sheep - _____ 4. Salmon - _____ 5. Bison - _____

RULE 9: The spelling of some nouns get changed in their plural form.

(Feet, Teeth, Men)

Eg. 1. Child – Children 2. Mouse – Mice 3. Person – People

4. Foot - _____ 5. Tooth - _____ 6. Man - _____

EVALUATION SHEET-1


I. Match the following uppercase [capital] letters with their lowercase [small] letters.

- | | |
|------|---|
| 1. F | p |
| 2. L | f |
| 3. G | g |
| 4. P | q |
| 5. Q | l |

II. Fill in the blanks with the missing letters to get the days of the week.

- 1). M _ N _ AY 2). WE _ N _ S _ A _ 3). TH _ R _ D _ Y 4). F _ I _ A _ 5). S _ N _ A _

III. Join two words to make a new word. E.g. Break + fast - Breakfast



IV. Write the plural form for the following words.

1. Car - _____ 2. Bench - _____ 3. Baby - _____
4. Leaf - _____ 5. Tooth - _____ 6. Child - _____

V. Read and respond. Title of the story: THE FOX AND THE CROW

Once upon a time a crow was very hungry. He saw a piece of cheese in a plate. He picked it with his beak and sat in a quiet place on a branch of a tree. A cunning fox saw the crow with cheese. Her mouth started watering. She made a plan to get the cheese. She said, "Hi crow, I am Foxy Proxy. My friends told me that crows have a very sweet voice. Would you please sing for me?" The crow was surprised, because no one had praised his voice before. The crow was carried away by the fox's words. He opened his beak and started singing... 'Caw... Caw...' The cheese fell down. The fox picked it, ate it all and ran away. When the crow realized what he had done, he felt very bad.

MORAL OF THE STORY: DON'T BE GREEDY

Complete the incomplete statements with the correct words choosing from the above story.

1. A cunning _____ saw the crow with cheese.
2. The crow opened his _____ and started singing... 'Caw... Caw...'
3. The crow realized what he had done, he felt _____
4. Moral of the story is _____

-----@#@#@#@#@#@-----

OFFICE OF THE BLOCK EDUCATION OFFICER AND BLOCK RESOURCE
CO-ORDINATOR, NANJANAGUD TALUK, MYSURU DISTRICT

KALIKA SANGAMA PROGRAMME 2021-22

Class: 7th

WORKSHEET-2

ENGLISH

I. Watch the story by clicking the below link.

<https://youtu.be/NOyAtSTkpFO>

After listening to the story of 'Kiran's family' list out male (ಗಂಡು) and female (ಹೆಣ್ಣು) persons, birds and animals.

Listening Text: Let me introduce **KIRAN'S FAMILY**

Kiran is the son of Narayan. His father works in a company. His family consists of eight members. They are his **grandfather, grandmother, father, mother, uncle, aunt, younger sister and himself**. In their house they have **Tom cat** and **Queen cat**. They have a farm. In that farm, they rear **cows, bulls, hens and cocks**. A family of a husband and wife looks after their farm. Every evening they heard the sound of **peacock** and **peahen** nearby their farm. It feels them happy. Kiran is happy to have such a wonderful family.

Male (ಗಂಡು)

Female (ಹೆಣ್ಣು)

II. Introduce yourself: Record your audio with your mobile and share with your teacher through WhatsApp.

Hello friends, I am _____ (Name). I am from _____ (Place). I am studying in _____ (class) standard. Ours is a _____ (small/big) family. We are _____ (E.g.4/5/6) at home. My father, my mother _____ and myself. My hobbies are _____. That's all about me. Thank you.

Practice the following line in your 4 lines book.

bridegroom-bride, prince - princess

III. Read the following paragraph. Some of the words are underlined. List out the underlined words as male, female, male or female (common), and things in respective columns.

One day a pair of boys and girls went to a farm. They were **brothers** and **sisters**. In the **farm**, they saw **hens** with their **chicks**. There were **cocks** pecking in the farmyard. There was a pond nearby the farm. They saw many colourful fish in it. Beside the pond a **dog** was sleeping in the **sun**. They saw some sheep in the field. The **farmer's wife** gave them tasty **cake** to eat. They played in the farm till their parents came to take them home. The **children** had wonderful time in the farm on that day.

Male {Masculine Gender}	Female {Feminine Gender}	Male or Female Represent { Common Gender}	Things {Neuter Gender}

NOUN-Gender:

- Male nouns are **masculine gender**. Ex: boy, cock, dog etc.
- Female nouns are **feminine gender**. Ex: girl, hen, bitch etc.
- A noun that is neither masculine nor feminine is **common gender**. Ex: Children, Parents, Doctor, Teacher etc.
- A noun that denotes a lifeless thing is called **neuter gender**. Ex: cake, sun, pen, pencil etc.

IV. Study the above definitions and examples. Then practice them in your 4 lines copywriting book.

V. Watch the story by clicking the below link.

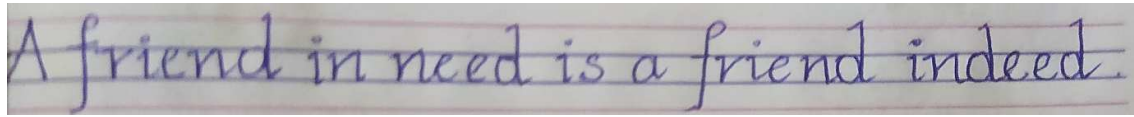
<https://youtu.be/cVgdMWMiq7E>

VI. Write the other gender form.		VII. Rewrite the following sentences by changing the gender of the underlined words.
1. Boy- _____	Mother	1. The <u>bridegroom</u> 's father who is the host of the party. _____ 2. The <u>princess</u> took pity on the poor man. _____ 3. My <u>uncle</u> purchased a new car. _____
2. Father- _____	Girl	
3. Madam- _____	Sister	
4. Brother- _____	Sir	
5. King- _____	Queen	
6. Tiger- _____	Woman	
7. Lion- _____	Lioness	
8. Man- _____	Tigress	

Competencies - Listening to fables, reading, dialogue practice and copywriting.

- Listen to the story by clicking the given link.
(<https://photos.app.goo.gl/6ffjNpVfofNM6xmB9>)
- Read the dialogues from the story - 'The Great Elephant'
 - Elephant** : "Will you be my friend?"
 - Monkey** : "You are too big, you can't swing from trees like me".
 - Rabbit** : "You are too big, you can't play in my burrow".
 - Elephant** : "Please Mr. Lion, don't eat up all these poor animals".
 - Lion** : "Mind your own business".
 - All the animals in the jungle** : "You are just the right size to be our friend".

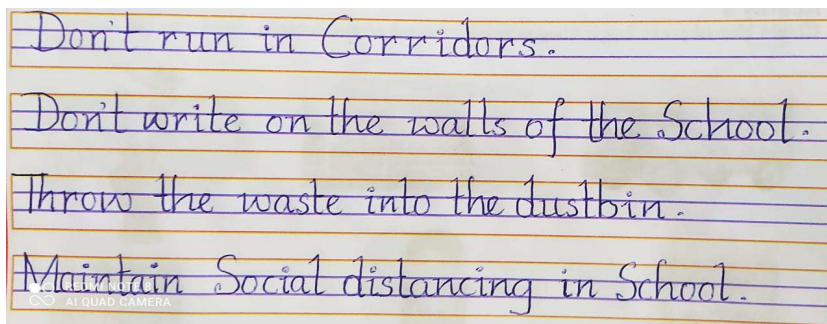
- ❖ Enact the roles of any two animals with your friend and send the audio clip to your teacher.
- ❖ Write the moral of the story in your copywriting book. (5 times)



A friend in need is a friend indeed.

Competencies: Following instructions-LSRW SKILLS

- ❖ **Watch the video by clicking the below link.**
(<https://photos.app.goo.gl/7Qz1GQvozQmwfcJ4A>)
- ❖ **Read the instructions followed in the school.**
 - DON'T RUN IN CORRIDORS.
 - DON'T WRITE ON THE WALLS OF THE SCHOOL.
 - THROW THE WASTE INTO THE DUSTBIN.
 - MAINTAIN SOCIAL DISTANCING IN SCHOOL.
- ❖ **Record the instructions orally and share with your teacher.**
- ❖ **Write the above instructions in your copywriting book. (5 times)**



Don't run in Corridors.
Don't write on the walls of the School.
Throw the waste into the dustbin.
Maintain Social distancing in School.

Competencies: Following instructions-LSRW SKILLS

- ❖ **Watch the video by clicking the below link.**
(<https://photos.app.goo.gl/1zgBHRSd3qReYwtK8>)
- ❖ **Read the instructions followed in the school.**
 - WAIT FOR YOUR TURN.
 - RAISE YOUR HAND BEFORE ANSWERING.
 - PACK YOUR BAGS.
 - DON'T LOOK AT THE WINDOW.
- ❖ **Record the instructions orally and share with your teacher.**
- ❖ **Write any two (2) other instructions that you follow in your classroom.**
 1. _____
 2. _____

Watch the story by clicking the given link: <https://youtu.be/zW-vRVhPdls>

I. Read the story: THE LION AND THE MOUSE

There lived a lion in the forest. One day after food, it took rest under a tree. At that time a mouse was passing by. It slowly came near the lion and played on it by jumping and walking. The lion got up and caught the mouse. It told that, he would kill the mouse. The mouse begged for life and promised to help him in time. The lion set it free. One day the lion was caught in a net of hunters. The mouse, in the same way saw the lion and cut the net. The lion was free. It thanked the mouse and went into the forest.

MORAL: If we help someone in time, we will be helped and benefitted.

II. Answer the following in a word.

A) Where was the lion lived? (forest/city) Ans: _____

B) Who caught the lion one day? (mouse/hunters) Ans: _____

III. Answer the following in a sentence.

E.g. Who is she? Ans: She is my mother.

1. Who jumped on the lion? Ans: _____

2. What did the mouse do to net? Ans: _____

IV. Answer the following questions by rearranging the clue words.

A) What did happen to lion one day?
| was | the lion | caught in a net |
Ans: _____

B) Was the lion saved?
| Saved | Yes | the lion | was |
Ans: _____

V. Rearrange the following sentences to make a meaningful story.

- | | |
|---|----------|
| 1. The lion was caught in a net. | 1. _____ |
| 2. The mouse was passing by. | 2. _____ |
| 3. There lived a lion in the forest. | 3. _____ |
| 4. The mouse cut the net and set the lion free. | 4. _____ |
| 5. The lion caught the mouse. | 5. _____ |
| 6. The mouse begged for life and promise to help in time. | 6. _____ |

VI. Write any two sentences for the following words.

1. Cow – a) _____ b) _____
2. School – a) _____ b) _____

VII. Dear child, already you have read the story and enjoyed it. Now write the moral of the story. A) _____

VIII. Repeat the story in your own words and share it with your teacher through WhatsApp.



EVALUATION SHEET-2

I. Match the following.

- 1. Man ----- Tigress
- 2. Dog ----- Bitch
- 3. Actor ----- Woman
- 4. Tiger ----- Actress

II. Rearrange the words in the brackets as shown below.

- 1. [c l e u n] Uncle - Aunt
- 2. [o w c] _____ - Bull
- 3. [n e h] _____ - Cock
- 4. [i n k g] _____ - Queen

III. Match the following pictures with their instructions



Don't write on the walls of the school.



Maintain social distancing in school.



Throw the waste into the dustbin.



Don't run in the corridors.

IV. Answer the following as shown below.

MY QUESTIONS

YOUR ANSWERS

E.g.: Are you good in reading?

Yes, I am good in reading.

A. Can you dance?

B. May I call you?

C. Is your book fine?

V. Match the following.

A

B

- 1. What are you studying? - The building
- 2. What are you seeing? - English
- 3. Which book is this? - My brother
- 4. Where is your brother? - In Bangalore
- 5. Who is he? - 7th standard