

OFFICE OF THE BLOCK EDUCATION OFFICER
AND BLOCK RESOURCE CO-ORDINATOR
NANJANGUD TALUK, MYSORE DISTRICT.

ENGLISH WORKSHEETS FOR 6TH STANDARD



OFFICE OF THE BLOCK EDUCATION OFFICER AND BLOCK RESOURCE
CO-ORDINATOR, NANJANAGUD TALUK, MYSURU DISTRICT

KALIKA SANGAMA PROGRAMME 2021-22

Class: 6th

WORKSHEET-1

ENGLISH

Competencies:

- Listening to rhymes and fables.
- Reminiscing alphabet.
- Practising copy writing.

❖ **Listen to the rhyme by using the following link with your mobile:**

This little piggy (https://www.youtube.com/watch?v-ei0uIZu9_WE)

This little **piggy** went to **market**.
This little piggy stayed **home**.
This little piggy had roast **beef**.
And this little piggy had none.
This **little** piggy cried "Wee, wee, wee!"
All the way home.



Fill in the missing letters and make meaningful words.

Ex: p i g y, 1) m _ r _ e _ t 2) h _ m _ 3) b _ _ f 4) l _ tt _ e

❖ **Circle the upper case [capital] letters.**

1)

A c v h G d H j K I T y u
O p m n b v D S E m N

Circle the lower case [small] letters.

A c v h G d H j K I T y u
O p m n b v D S E m

❖ **Copy the following words:**

2) Sunday Monday Tuesday Wednesday Thursday Friday Saturday

❖ **Copy writing model:**

A B C D E F G H I J K L M N O P Q R S T U V W X Y Z

a b c d e f g h i j k l m n o p q r s t u v w x y z

[Copy the above letters [five times] in your copy writing book]

❖ **Listen to the story using the following link with your mobile:**

The fox and the grapes... (https://www.youtube.com/watch?v-TkWcSnhv_QI)

One day a **fox** was very **hungry**. He went to a **grape** garden.
He saw some grapes at the top of the **vine**. He jumped and jumped.
The fox was sad. He said "These grapes are not **sweet**. I will go to
another **garden**." He went away.

List out the words beginning with f, h, g, v, j, s from the story.

Ex: f - fox, h - _____, g - _____, v - _____, a - _____, j - _____, s - _____.



❖ **Write the before letters:**

1) ___ b ___ d ___ f ___ h ___ j ___ l

❖ **Write the after letters.** (<https://www.youtube.com/watch?v=RL0sKMgcjaA>)

2) n ___ p ___ r ___ t ___ v ___ x ___



❖ **Copy the following words.**

- 3) January February March April May June July August September October
November December



❖ **Listen to the rhyme using the following link with your mobile:**

- 1) "The wheels on the bus"

(https://www.youtube.com/watch?v-e_04ZrNroTo)

[Learn to recite the above rhyme]

The wheels on the bus go round and round all through the town,
The doors on the bus go open and shut all through the town,

The wipers on the bus go swish, swish, swish all through the town,
The signals on the bus go blink, blink, blink all through the town,
The horn on the bus goes beep, beep, beep all through the town,

The motor on the bus goes vroom, vroom, vroom all through the town,

The people on the bus go up and down all through the town,

The babies on the bus go "wah, wah, wah!" all through the town,

The mommies on the bus go "shh, shh, shh!" all through the town,
The daddies on the bus go "I love you!" all through the town.



Give the plurals of:

Ex: wheel - wheels

town - _____ door - _____

Wiper - _____ signal - _____

Ex: lady - ladies

baby - _____ mommy - _____

daddy - _____

❖ **Write the before letters.**

- 2) ___ B ___ D ___ F ___ H ___ J ___ L

❖ **Write the after letters:**

- 3) N ___ P ___ R ___ T ___ V ___ X ___ Z

Follow this link: (<https://www.youtube.com/watch?v-cKxcs8zuoNg>)

❖ **Copy the following names of fruits.**

- 5) Apple Mango Pineapple Grapes Orange Lemon Papaya Pomegranate Guava
Strawberry Lichi



Competencies:

- Reading sight words
- Copy writing

❖ **Pronounce the following Sight words:**

1) The	said	of	they	for	that
can	my	out	be	not	little
as	no	then	were	go	like
some	so	this	have	went	her
what	there	are	up	had	will



[Supplementary video link: <https://www.youtube.com/watch?v-ILIMx9AJ-Vg>]

❖ **Copy the following names of animals:**

- 1) Cow Rabbit Buffalo Sheep Horse Ox Goat Dog Duck Cat Donkey Chicken

❖ **Pronounce the following Sight words:**

1)

one	them	do	me	time	make
down	dad	big	when	asked	an
it's	see	looked	very	saw	too
look	don't	come	will	Mrs	by
into	back	from	children	I'm	day
him	Mr	get	just	if	made
now	came	oh	about	help	off



[Supplementary video link: <https://www.youtube.com/watch?v-ILIMx9AJ-Vg>]

❖ **Copy the following names of vegetables:**

- 2) Tomato Cucumber Carrot Onion Garlic Beetroot Ridge guard Bitter guard Beans

Competencies:

- ❖ Practising copy writing.
- ❖ Reading phonic words and phrases.
- ❖ Short rhymes for pleasure and practising simple dialogues.

1. Arrange the following words in alphabetical order as shown in the example.

Ex: Pet, Lift, School, Animal

Ans: Animal, Lift, Pet, School

1. Pen, Book, Desk, Class

Ans: _____

2. Bus, Auto, Train, Lorry

Ans: _____

3. Apple, Grapes, Cherry, Mango

Ans: _____

2. Pronounce the given phonic words and share with your teacher through WhatsApp.

ill	Bill	Till	ing	King	Ring	ank	Bank	Prank
Fill	Will	Hill	Sing	Wing	Ping	Tank	Yank	Rank
Mill	Kill	Still	String	Spring	Bring	Thank	Drank	Blank

3. Copy the following sentences in the lines given below.

That was kind.

You are welcome.

4. Sing the rhyme by using the following link or scanning the QR code.

Click here >>>> [I'm a Little Teapot | Sing and Dance!](#)



I'm a little teapot
Short and stout
Here is my handle
Here is my spout

When I get all steamed up
Hear me shout:
Tip me over
and pour me out!

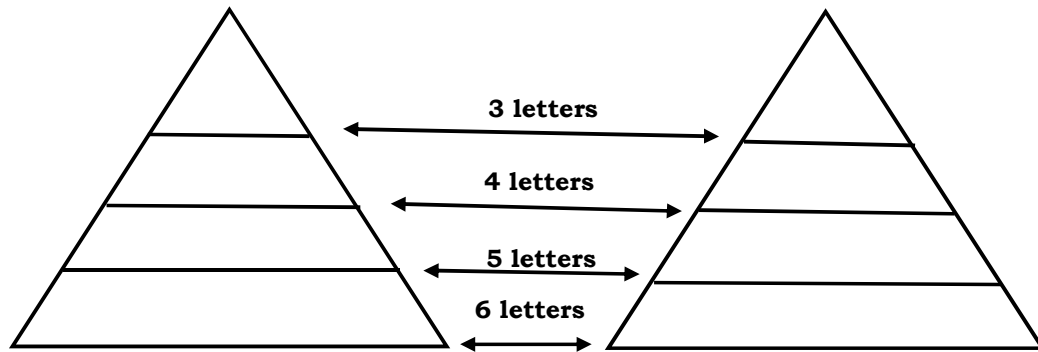


**After listening the rhyme
now write YES or NO:**

1. Do you like tea? _____
2. Are you stout? _____
3. Are you short? _____
4. Write the words that start with 'S':

5. Make a word pyramid with the help of the words given below.

❖ Start with three lettered and end with six lettered words.



[See, Agreed, Bread, Cats, Bit, Them, Monkey, Large]

I. My Day: Add 'I' to the given daily routine phrases and write in the boxes.

Ex: [Get up] I get up at 7 am.	3.[Wash my face]
1.[Have breakfast]	4.[Get dressed]
2.[Brush my teeth]	5.[Go to school]

II. Sing the rhyme by using the following link or scanning the QR code.

Click here >>>> [Five Little Ducks](#)

Five little ducks went swimming one day
Over the hills and far away.
Mommy duck said: "quack, quack, quack, quack"
But only four little ducks came back.
[It continues... Four little ducks... Three little ducks...]



❖ From the above rhyme write **rhyming words** for **Day:** _____ **Quack:** _____

III. Make compound words by joining the words given below:

Ex: Cup + Cake - Cupcake

- | | |
|--------------------------|-------------------------|
| 1. Note + Book - _____ | 2. Butter + Fly - _____ |
| 3. Sun + Light - _____ | 4. Pop + Corn - _____ |
| 5. Tooth + Brush - _____ | 5. Rain + Bow - _____ |

IV. Write the following words five times in your copy writing book.

Hungry	Grapes	Garden	Jumped	Vine
Sweet	Another	Away	Very	Sour

V. Copy the following sentence five times in your copy writing book.

I will go to another garden.

EVALUATION SHEET-1

I. Circle the uppercase [capital] letters.

A c v h G d H j K I T y u O p m n b v D S E m N

II. Circle the lowercase [small] letters.

A c v h G d H j K I T y u O p m n b v D S E m N

III. Write the before letters.

___ g ___ i ___ k ___ m ___ o ___ q
___ G ___ I ___ K ___ M ___ O ___ Q

IV. Write the after letters.

o ___ q ___ s ___ u ___ w ___ y ___
O ___ Q ___ S ___ U ___ W ___ Y ___

V. Arrange the following words in alphabetical order.

- 1. Pen, Book, Desk, Class **Ans:** _____
- 2. Bus, Auto, Train, Lorry **Ans:** _____

VI. Make compound words by joining the words given below.

- 1. Sun + Light - _____
- 2. Pop + Corn - _____
- 3. Butter + Milk - _____
- 4. Note + Book - _____

VII. Fill in the boxes with meaningful words that have three, four and five letters.

3 lettered words	4 lettered words	5 lettered words
1.	1.	1.
2.	2.	2.

VIII. Copy the following sentences in the lines given below.

- 1. I wash my face.
 - 2. I get dressed up.
- _____
- _____
- _____
- _____

OFFICE OF THE BLOCK EDUCATION OFFICER AND BLOCK RESOURCE
CO-ORDINATOR, NANJANAGUD TALUK, MYSURU DISTRICT

KALIKA SANGAMA PROGRAMME 2021-22

Class: 6th

WORKSHEET-2

ENGLISH

I. Do as directed.

- Ex: N → ice → Nice 1. D → ice → _____
2. M → ice → _____ 3. R → ice → _____
4. T → all → _____ 5. M → all → _____

II. **Speaking:** Now take the roles of Mohan and Raj and read the dialogues and share with your teacher through WhatsApp.

Mohan : Hello, Raj, How are you?
Raj : I'm fine, Mohan, thank you. And you?
Mohan : I'm fine too. You know today is my sister's birthday.
Raj : Oh! Happy birthday to your sister.
Mohan : Thank you.

III. Make your own sentences with the help of the substitution table and write in the space below. Ex: It is my pen.

This	is	my	pen
		his	pencil
That	is not	her	book
		your	bag
It		Siva's	bottle

1. _____ 2. _____
3. _____ 4. _____
5. _____ 6. _____

IV. **Oral activity:** Read aloud the following story with the help of the given audio link and share with your teacher through WhatsApp.

Click here >>> [JIM AT THE LAB](#)

JIM AT THE LAB:

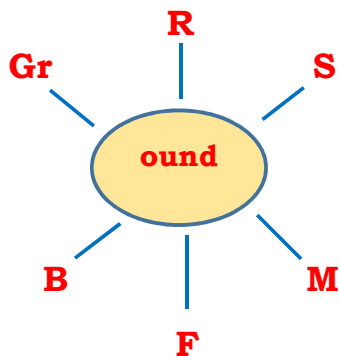
Jim wants to go to the lab.
He called his friend Sim.
They took a cab.
“Sim, see the crab!” Jim said.
“Jim, grab a tab” said Sim.
“Let’s draw a crab on a tab.” said Jim



Competencies:

❖ Developing vocabulary and writing skill

❖ Make words as shown in the example.



Ex: S + ound - Sound

❖ Frame sentences by using the following table.


1	I	wrote	a letter.
2	You		
3	He		
4	She		
5	They		
6	Raju		
7	Hema		
8	Teacher		

Ex: 1. I wrote a letter.
2.
3.
4.
5.
6.
7.
8.

❖ Rearrange the letters to get the names of birds.

1)  ROCW - _____

2)  NEH - _____

3)  KDUC - _____

4)  RRPAOT - _____

5)  GLEAE - _____


6)  GEPION - _____

❖ Trace the names of animals given in the bracket and copy them.

[Cow, Monkey, Dog, Tiger, Elephant, Sheep, Lion, Donkey, Rabbit, Goat]

W	C	O	W	Z	S	Q	L	N
E	L	E	P	H	A	N	T	A
P	S	D	O	G	M	O	V	D
L	M	O	N	K	E	Y	E	F
X	P	S	H	E	E	P	K	S
C	N	R	G	O	A	T	P	O
R	A	B	B	I	T	K	C	T
M	T	I	G	E	R	P	L	U
Z	D	O	N	K	E	Y	Q	W
L	I	O	N	P	T	R	X	V

❖ Complete the crossword puzzle with the names of fruits and vegetables given in the bracket and write them in the given table. [TOMATO, BANANA, APPLE, CHILLY, GRAPES, CARROT, BRINJAL, GUAVA, MANGO, RADISH, ORANGE, BEANS]



Fruits	Vegetables

❖ Copy the following paragraph.



Rajiv asked, "Papa when was the first lighthouse built?" "I don't know, my son," Madhav replied. "But I believe that in the olden days many fishermen were lost in the sea. The light of the fire guided them to the land."





❖ **Read the following paragraph and do as directed.**

Honey is the oldest sweet used by people. It is a natural sugar made by honey bees. It contains sugar, proteins, iron, and calcium. We can digest honey easily. It soothes cough and sore throat. It is also known for its ability to kill bacteria.

➤ **Answer the following questions:**

1) What does honey contain?

2) List out the five-lettered words from the above paragraph.

❖ **Rearrange the words given below to make meaningful sentences.**

Ex: Mysuru / is / a / city / beautiful

Mysuru is a beautiful city.

1. Bengaluru / the / city / is / capital

2. Bhadravati / an / city / is / industrial

3. Challakere / a / city / is / scientific

❖ **Read the following story and answer the questions.**



Once there was a big jungle where many animals lived together. One day a monkey thought of going to the city and see beautiful places there. He shared his thought with all the other animals. Everyone liked his thought but no one was ready to ask permission from the lion, the king of the forest. Then the cunning fox convinced the lion and got the permission to go to the city.

The next morning, Miss Elephant in black coat, the rabbit in white shirt, the deer in golden dress and the bear in brown dress came together. All the animals started their journey led by the monkey and the fox. After a while they reached the city. They saw beautiful buildings, monuments, parks, market, theatres etc. finally they reached a garden where they met a squirrel, a mouse and a cat. They became friends. They played and enjoyed together. In the evening they returned to the jungle and decided to visit the city next year also.

1) List out the animals from the story.

2) Identify the describing words as shown in the example.

Ex: Big jungle: Big

I. Beautiful places: _____

II. Cunning fox: _____

III. Black coat: _____

IV. White shirt: _____

V. Golden dress: _____

VI. Brown dress: _____

-----@a@a@a@a@a@a-----

EVALUATION SHEET-2

I. Join the given letters with the word 'ice' to get new words.


- 1. M + ice - _____
- 2. D + ice - _____
- 3. R + ice - _____
- 4. N + ice - _____

II. Make your own sentences with the help of the substitution table and write in the space below.

This	is	my	pen
		his	pencil
That	is not	her	book
		your	bag

- 1. _____
- 2. _____
- 3. _____
- 4. _____
- 5. _____
- 6. _____

III. Rearrange the letters to get the names of birds.



1. NEH - _____



2. KDUC - _____

IV. Fill in the given boxes with the names of fruits and vegetables.

Fruits	1. _____	2. _____	3. _____
Vegetables	1. _____	2. _____	3. _____

V. Rearrange the words given below to make meaningful sentences.

- 1. Mysuru / a / city / is / beautiful

- 2. Bhadravati / an / city / is / industrial

VI. Identify the describing words.

- 1. Cunning fox: _____
- 2. Black coat: _____

VII. Copy the following sentence in the lines given below.

The light of the fire guided them to the land.
