

ಕರ್ನಾಟಕ ಸರ್ಕಾರ

ಜಿಲ್ಲಾ ಶಿಕ್ಷಣ ಮತ್ತು ತರಬೇತಿ ಸಂಸ್ಥೆ ಜಿಕ್ಕಮಗಳೂರು,

2021-22

ಪರ್ಯಾಯ ಶೈಕ್ಷಣಿಕ ಯೋಜನೆ

ವಿಷಯ:- ಇಂಗ್ಲಿಷ್

ತರಗತಿ:-5ನೇ ತರಗತಿ

ರಚನೆಗೆ ಸಹಕಾರ:- ಜಿಕ್ಕಮಗಳೂರು, ಶೈಕ್ಷಣಿಕ ವಲಯ

ಪರಿಕಲ್ಪನೆ ಮತ್ತು ಮಾರ್ಗದರ್ಶನ

ಫ್ರಾಂಚುಸಾಲರು

ಜಿಲ್ಲಾ ಶಿಕ್ಷಣ ಮತ್ತು ತರಬೇತಿ ಸಂಸ್ಥೆ

ರಾಮನಸಟ್ಟಿ, ಜಿಕ್ಕಮಗಳೂರು

Design by: Sathyaaprakash R.M. Art teacher

A decorative banner with a ribbon-like shape, containing the word "INDEX" in bold, black, uppercase letters.

SL. NO.	UNITS	PAGE NUMBER
01.	Love for Animals	3-7
02.	The Elephant	8-9
03.	True friendship	10-12
04.	The child who saved the forest	13-18

Work sheet-1 – Learning activities**I. Read the passage correctly by Listening audio**

Bhagavan Ramana Maharshi was a sage. He loved animals and birds. Even animals were attracted to him. He spoke to them just as he would speak with people. He called the dogs as “boys”, cow as “Lakshmi” and he had some birds also in the ashram.

2. Read the words

- | | |
|--------------|--------------------|
| 1. Attracted | 6. Lakshmi |
| 2. Animals | 7. Ashram |
| 3. Birds | 8. Bhagavan |
| 4. Speak | 9. Ramana Maharshi |
| 5. People | 10. love |

3. Read and say the action words

- | | |
|----------|----------|
| 1. Dance | 6. Clap |
| 2. Sing | 7. Write |
| 3. Read | 8. Drink |
| 4. Run | 9. Walk |
| 5. Jump | 10. Eat |

4. Look at the picture and read with- ing form



Washing



Dancing



Singing



Running

5. Read the animals name aloud.

1. Cat
2. Dog
3. Elephant
4. Monkey
5. Tiger
6. Lion
7. Cow
8. Rabbit
9. Sheep
10. Leopard

Work sheet-1: Practice Activity

I. Read the passage correctly by Listening audio.

Bhagavan Ramana Maharshi was a sage. He loved animals and birds. Even animals were attracted to him. He spoke to them just as he would speak with people. He called the dogs as “boys”, cow as “Lakshmi” and he had some birds also in the ashram.

Answer the following questions

1. Who was Ramana Maharshi ?

Ans:

2. Whom did he love?

Ans:

3. What did he call the dogs?

Ans:

4. What is the name of the cow?

Ans:

II. Read and write the words.

1. Attracted _____

2. Animals _____

3. Birds _____

4. Speak _____

5. People _____

6. Lakshmi _____

7. Ashram _____

8. Bhagavan _____

III. Identify the action words and write in the given box.

Clap, pen, sing, jump, cat,

Drink, school, walk, bag, read

Dance, dog, write, eat, bat.

IV. Add – ing form to the given action words.

Ex:- Sing- singing.

- | | |
|------------------|------------------|
| 1. Read - | 5. Jump - |
| 2. Drink - | 6. Write - |
| 3. walk - | 7. Read - |
| 4. Run - | 8. Dance - |

V. Write any 4 Domestic and wild animals name.

Domestic animals

Wild animals

- | | |
|----|----|
| 1. | 1. |
| 2. | 2. |
| 3. | 3. |
| 4. | 4. |

Teacher sign: Date

Work sheet-3: Evaluation activities

I. Answer the following questions.

1. Who was Ramana Maharshi?

Ans:

2. What did he call the cow?

Ans:

II. Copy the words and say aloud:

1. Attracted _____ _____ _____	2. Birds _____ _____ _____	3. Lakshmi _____ _____ _____
--	--	--

III. Add 'ing' form to the words given in the bracket and fill in the blanks.

(Play, swim, read, dance, run)

1. The boys are _____.

2. I like _____ cricket.

3. The girls are _____.

IV. Write any 5 action words.

1. _____

2. _____

3. _____

4. _____

5. _____

V. Write some names of wild animals and Domestic animals.

Teacher sign: Date:

THE ELEPHANT

Work sheet-1 : Learning activity

1. Listen the audio record of the teacher and recite.



The elephant is big
The elephant is grey
The elephant walks
For miles each day

The elephant is big
His ears are wide
His back is broad
For all to ride.

His trunk is long.
And o what fun
When it comes out
For a cake or bun

The elephant is big
He is kind too
He carries the children
Round the Zoo

2. Read and write the Rhyming words.

Grey - day _____
Fun - bun _____
Wide - ride _____
Too - zoo _____

- Read and write the poem in your note book.

Work sheet-2: Evaluation activities.

1. complete the poem

The Elephant

The elephant is _____ The _____ grey

The _____ For miles _____

His trunk _____ And O its _____

When it comes _____ For a cake or _____

2. Write the rhyming words for the given words.

Grey - _____

Fun - _____

Wide - _____

Too - _____

3. Draw a picture of an elephant and colour it.



Teacher sign: Date:

UNIT: 2 TRUE FRIENDSHIP

Work sheet-1 : Learning activities

I. Read the passage with proper pronunciation after listening audio record of teacher.

Once upon a time in the city of Syracuse lived two friends. Damon and Pythias, Both of them were lovers of truth. However, their king, Dionysius was an evil-minded ruler.

One day, the king heard that Pythias had called him cruel and has said. Something against him, so he got very angry. He announced that Pythias would be punished for this and hanged.

II. Read the words.

- | | |
|--------------|--------------|
| 1. Syracuse. | 6. Cruel |
| 2. Damon | 7. Dionysius |
| 3. Pythias | 8. Angry |
| 4. Truth | 9. Punish |
| 5. Evil | 10. Hanged |

III. Read the naming words

- | | | |
|-------------|----------------|------------|
| 1. king | 2. Dog | 3. Krishna |
| 4. Syracuse | 5. Lakshmi | 6. Sudhama |
| 7. Damon | 8. Chikmagalur | 9. Pythias |
| 10. Queen | | |

Teacher sign:

Date:

Work sheet-2: Practice activity

I. Read the passage and answer the question.

Once upon a time in the city of Syracuse lived two friends. Damon and Pythias, Both of them were lovers of truth. However, their king, Dionysius was an evil-minded ruler. One day, the king heard that Pythias had called him cruel and has said. Something against him, so he got very angry. He announced that Pythias would be punished for this and hanged.

Answer the questions:-

1. What is the name of the city?
2. Who were two friends?
3. Who was the king of Syracuse?
4. Who called king as a cruel?
5. What punishment king gave to Pythias?

II. Read and write the words.

Syracuse	Damon
Pythias	Truth
Evil	Cruel
Dionysius	Angry
Punish	Hanged

III. Read the sentence and write the naming words.

1. Krishna and Sudhama were friends.

2. Akbar was a king.

3. She is Suma.
.....

4. Lion is a cruel animal.
.....

Work Sheet-3: Evaluation Activities

I. Answer the following questions

1. What is the name of the city?

Ans:

2. Who were the two friends?

Ans:

3. What punishment did the king give to Pythias?

Ans:

II. Fill the missing letters in the blanks.

1. P__th__as

2. Cr___l

3. Pu_____sh

4. Sy____cu__

5. H__n__ed

6. Dia____si_s

III. Classify the following words into naming words and action words















King, Syracuse, Damon, Pythias, Dog,
Lakshmni, Chickmagalur, Queen, Krishn,
Sudhama, Run, walk, eat, laugh, read.

Naming words	Action words











UNIT: The child who saved the forest

Work sheet-1: Learning Activity













I. Look at the picture of animals and read their names.

	Tiger		cow
	Lion		Sheep
	Dog		Bear
	Elephant		Cat
	Monkey		Leopard
	Deer		Giraffe
	Donkey		Buffalo
	Rabbit		Fox

2. Look at the picture of trees and read their names.

	Tamarind		neem
	Banyan		Coconut
	Mango		Ashoka
	Bamboo		Pine
	oak		Jackfruit

3. Look and Read.

	Singular		Plural
1	 BOOK		 BOOKS
2	 PEN		 PENS
3	 Mango		 Mangoes
4	 Bench		 Benches
5	 Lady		 Ladies
6	 Baby		 Babies

4. Listen audio carefully along with the worksheet and identify the silent letters.

- | | | | |
|-----------------|--------------------|-------------------|-------------------|
| 1. <u>K</u> nee | 2. <u>K</u> nife | 3. <u>k</u> now | 4. comb <u>b</u> |
| 5. <u>I</u> ron | 6. shou <u>l</u> d | 7. Cou <u>l</u> d | 8. wou <u>l</u> d |

Work sheet-2: Practice Activity

I. Read the following words and classify them as domestic and wild animals.

Tiger, cow, Lion, Sheep, Dog, Bear,
Elephant, Cat, Monkey, Leopard, Deer,
giraffe, Donkey, Buffalo, Rabbit, Fox

Domestic animals				Wild animals			

2. Read and write the names of the trees.

1. Tamarind _____
2. Neem _____
3. Banyan _____
4. Coconut _____
5. Ashoka _____
6. Banyan _____
7. Mango _____
8. Bamboo _____
9. Pine _____

3. Read and write the following words

1. Book-books _____
2. Pen – pens _____
3. Mango-Mangoes _____
4. Bench-benches _____
5. lady-ladies _____
6. Baby-Babies _____

4. Listen to the audio and say the words with correct pronunciation and write.

(Instruction: Underlined letters should not be pronounced)

1. Knee
2. Knife
3. know
4. Combb
5. Iron
6. should
7. could
8. would

Evaluation Activity

I. List some domestic and wild animals.

Domestic animals	Wild animals
1	1
2	2
3	3
4	4
5	5

II. Rearrange the letters to get the names of trees.

1. kao _____
2. bboamo _____
3. tiradnma _____
4. mene _____
5. epin _____

III. write the plurals of.

1. book: _____

2. pen: _____

3. mango: _____

4. bench: _____

5. Lady: _____

IV. List out the words with silent letters from your text book.

1.	2.
3.	4.
5.	6.
7.	8.
9.	10.
11.	12.
13.	14.
15.	16.
17.	18.
19.	20.

Teacher sign:

Date: