

ವಲ ಕಲ ಕ್ರಿಯಾಶೀಲ ಕಾರ್ಯಗಳು

ಶಿವಮೊಗ್ಗ ಜಿಲ್ಲೆ



ಸೇತುಬಂಧ ಶಿಕ್ಷಣ
ಶಿಕ್ಷಣ

2021-22

5ನೇ ತರಗತಿ ಮಕ್ಕಳ ಕಲಿಕೆಗಾಗಿ

(ಹಿಂದಿನ ತರಗತಿಯ ಕಲಿಕಾಫಲಗಳನ್ನು ಅಧರಿಸಿದಂತೆ)

ಇಂಗ್ಲಿಷ್

ಅಭ್ಯಾಸದ ಹಾಳೆಗಳು

ಮಾರ್ಗದರ್ಶನ

ಶ್ರೀಯುತ ಫಣೀಶ್
ಹಿರಿಯ ಉಪನ್ಯಾಸಕರು
ಡಯಟ್ ಶಿವಮೊಗ್ಗ

ಸಹಕಾರ : ಶ್ರೀಮತಿ ಲೀಲಾವತಿ, ಉಪನ್ಯಾಸಕರು, ಡಯಟ್ ಶಿವಮೊಗ್ಗ.

ಸಂಪನ್ಮೂಲ ವ್ಯಕ್ತಿಗಳು

ಶ್ರೀಮತಿ ಯಶೋಧ. ವಿ
ಸ.ಹಿ.ಪ್ರಾ. ಶಾಲೆ ವಾಟಗಾರು
ತೀರ್ಥಹಳ್ಳಿ ತಾಲ್ಲೂಕು, ಶಿವಮೊಗ್ಗ ಜಿಲ್ಲೆ.

ಶ್ರೀಮತಿ ಫೌಜಿಯ ಸರವತ್
ಸ.ಹಿ.ಪ್ರಾ. ಶಾಲೆ ಕಲ್ಲುಗುಡ್ಡ
ತೀರ್ಥಹಳ್ಳಿ ತಾಲ್ಲೂಕು, ಶಿವಮೊಗ್ಗ ಜಿಲ್ಲೆ.

ಶ್ರೀಮತಿ ವಾಸುಕಿ. ಹೆಚ್. ಆರ್
ಸ.ಹಿ.ಪ್ರಾ.ಶಾಲೆ ಹುಂಚದ ಕಟ್ಟೆ
ತೀರ್ಥಹಳ್ಳಿ ತಾಲ್ಲೂಕು, ಶಿವಮೊಗ್ಗ ಜಿಲ್ಲೆ.

ಶ್ರೀಮತಿ ಅನಿತಾ.ಆರ್
ಸ.ಹಿ.ಪ್ರಾ.ಶಾಲೆ ಬಸವನಗದ್ದೆ
ತೀರ್ಥಹಳ್ಳಿ ತಾಲ್ಲೂಕು, ಶಿವಮೊಗ್ಗ ಜಿಲ್ಲೆ.

ಶ್ರೀಮತಿ ನಂದಿನಿ ಯಾದವ್
ಸ.ಹಿ.ಪ್ರಾ. ಶಾಲೆ ನೆಲೆ ಕುಕ್ಕೆ
ತೀರ್ಥಹಳ್ಳಿ ತಾಲ್ಲೂಕು, ಶಿವಮೊಗ್ಗ ಜಿಲ್ಲೆ.

ಶ್ರೀಮತಿ ಕವಿತಾ.ಕೆ.ಬಿ.
ಸ.ಹಿ.ಪ್ರಾ. ಶಾಲೆ ಇಡುಕಿನ ಹೊಸಕೊಪ್ಪ
ಶಿಕಾರಿಪುರ ತಾಲ್ಲೂಕು, ಶಿವಮೊಗ್ಗ ಜಿಲ್ಲೆ.

ಶ್ರೀಮತಿ ನಾಗಮ್ಮ.ಕೆ
ಸ ಹಿ ಪ್ರಾ ಶಾಲೆ ವರಲಹಳ್ಳಿ
ಹಗರಿಬೊಮ್ಮನಹಳ್ಳಿ ತಾಲ್ಲೂಕು, ವಿಜಯನಗರ ಜಿಲ್ಲೆ.

ತಾಂತ್ರಿಕ ಸಹಕಾರ
ಶ್ರೀಯುತ ರೇಣುಕಾರಾಧ್ಯ ತೀರ್ಥಹಳ್ಳಿ
ಮತ್ತು
ಶ್ರೀಯುತ ಶಿವಶಂಕರಯ್ಯ ಮಧುಗಿರಿ

ಕೊಡುಗೆ

" ನಲಿಕಲಿ ಕ್ರಿಯಾಶೀಲ ತಾರೆಯರು "

Class 5

worksheet

DAY 12,13

Expected learning outcomes :respond verbally in writing to questions based on day to day life

Experience

Learning elements :verbal response, written response

Activities:telling dialy routines



ಮಕ್ಕಳೇ ಈ ಚಿತ್ರ ನೋಡಿ ನಿನ್ನ ದಿನನಿತ್ಯದ ಕೆಲಸಗಳನ್ನು ಇಂಗ್ಲಿಷ್ ನಲ್ಲಿ ಹೇಳು

Activity :2

ಚಿತ್ರ ನೋಡಿ ಚರ್ಚಿಸಿ ದಿನನಿತ್ಯ ದ ಕೆಲಸ ಪಟ್ಟಿ ಮಾಡು

Activity :3

MY DAILY ROUTINE

1. MATCH THE PICTOGRAMS WITH THE ROUTINES WITH ARROWS

	I wash my hands	
	I walk with my dog	
	I make my bed	
	I clean the table	
	I comb my hair	
	I play with my friends	
	I get dressed	
	I wake up	
	I have a shower	
	I have breakfast	
	I have lunch	
	I have dinner	



	He goes to bed at ten thirty.		Marcos has lunch at twelve- ten.
	They start classes in the morning		He does his homework in the morning
	I brush my teeth in the morning.		You go to school in the afternoon.
	They take a bath at five o'clock.		He studies in the morning.
	She goes home at three o'clock		You have dinner in the evening.
	He relaxes in the afternoon.		We get up at seven o'clock.

Enacting dialy routiens with dialogues (role play)

Write about birthday celebration



Class :5

worksheet

day:14

Elements:written response

Activities:peer discussion

Create a family activities album

Writing about future plans

Writing about a past incident

Family Activities BINGO

See how many activities you and your family are able to complete! Can you get five in a row? Can you get the whole board?!

 Go on a bike ride!	Go sight-seeing in your town! 	Clean the whole house together!	Go on a nature hike!	Have a talent show night!
Have a game night!	Create a photo album!	Learn a new skill together!	Plan and cook a meal! 	Go on a picnic!
Go camping! 	Have a family movie night!		Complete a large puzzle together!	Visit a historical site!
Volunteer together! 	Write and draw a book together!	Visit a park in the next town over!	Play a sport together!	Borrow books from the library and read together! 
Plant a garden in your yard!	Have a water balloon fight!	Create a board game together!	Exercise as a family! 	Learn an instrument together!

ಪೋಷಕರು ಮಕ್ಕಳೊಂದಿಗೆ ಚರ್ಚೆ ಮಾಡುತ್ತಾ ಕುಟುಂಬದಲ್ಲಿ ನಡೆಯುವ ಹಿಂದಿನ ವಿಷಯಗಳು ಹಾಗೂ ಮುಂದೆ ನಡೆಯಬೇಕಾದ ವಿಷಯ ಚರ್ಚಿಸಿರಿ

Class :5

WORKSHEET

Day 15

Expected Learning Outcomes :use simple nouns pronouns and adjectives in verbal and written communication

Elements :Uses simple nouns in verbal communication

Uses simple nouns pronouns and adjectives in verbal communication

Activities 1:memory booster



Look at the picture and write the objects name

(ಪೋಷಕರಿಗೆ ಸೂಚನೆ :ಈ ವಸ್ತುಗಳನ್ನು ಮಕ್ಕಳ ಮುಂದಿಟ್ಟು ಸ್ವಲ್ಪ ಹೊತ್ತಿನ ನಂತರ ಅವುಗಳನ್ನು ನೋಡದಂತೆ ಹೆಸರಿಸಿ ಬರೆಯಲು ತಿಳಿಸಿ)

Activities :2look at the picture and write the simple using these words

(ಸೂಚನೆ :ಈ ಮೇಲಿನ ವಸ್ತುಗಳನ್ನು ಬಳಸಿ ಒಂದು ಚಿಕ್ಕ ಕತೆ ರಚಿಸಿ ಇಂಗ್ಲಿಷ್ ನಲ್ಲಿ ಬರೆಯಿರಿ) Yashoda v

Elements : uses simple nouns pronouns and adjectives in verbal communication

Activity :3 HOW AM I?

ವೋಷಕರಿಗೆ ಸೂಚನೆ :ಕೆಳಗೆ ಮನೆಯಲ್ಲಿ ಉಪಯೋಗಿಸುವ ವಸ್ತುಗಳನ್ನಿಡಲಾಗಿದೆ ಅದನ್ನು ತೋರಿಸಿ ಮಗು ಅದರ ಬಣ್ಣ ಆಕಾರ ಗುಣಮಟ್ಟ ವಾಸನೆ ಯನ್ನು ಗುರುತಿಸಿ ಪಟ್ಟಿಮಾಡಲು ವಾಕ್ಯ ರಚನೆ ಮಾಡಲು ಪ್ರೋತ್ಸಾಹಿಸಿ)



Class :5

Worksheet

day :16

Elements :uses pronouns and nouns

Activity 2 listening and identifying the pronouns

(ಪೋಷಕರಿಗೆ ಸೂಚನೆ :ಈ ಕೆಳಗೆ ನೀಡಿರುವ ಸರ್ವನಾಮ ಗುರುತಿಸಿ ಬರೆಯಿರಿ ವಾಕ್ಯವನ್ನು ಹಾಳೆಯಲ್ಲಿ ಬರೆದಿಡಿ)

Pronouns are words that take the places of nouns.**1. In each sentence, circle the word that the underlined pronoun is replacing.**

- Mike hit the ball, and then he began to run.
- Sally washed the dishes, and then she dried them.
- The dog bit the stranger, and then it bit the mailman.
- Tom threw the ball to Megan, and she threw it back.
- Bill asked for the book, so I gave it to him.
- Sally was late, so the teacher kept her inside.
- After he finished his homework, Mark went to bed.
- She had a blister, but Sally kept on walking.

2. Choose the correct pronoun from the box to write in each space in the story.

my	it	you	She	he	her
----	----	-----	-----	----	-----

One day Mike was walking along the street when _____ saw Sally. _____ was carrying a puppy in _____ arms. "What are _____ doing with that puppy?" asked Mike. "I am taking _____ to school to show _____ classmates," she replied.

Class:5

Worksheet

Day17

Elements :uses nouns and pronouns make a simple sentence

Activity:3 write simple sentences



Examples of Pronoun



1. **They** are good at playing basketball.
2. **She** has many chocolates in **her** pocket.
3. **You** have to come to **my** birthday party.
4. **I** had forgotten **my** wallet in the room.
5. **She** asked me to complete the project by the evening.
6. The bride started staring at **herself** in the mirror.
7. **Everybody** was present when **I** entered the classroom.
8. The person sitting by **your** side was **my** uncle.
9. **This** vault was unable to open for **them**.
10. **You** are the only one who can quickly solve this puzzle.
11. **He** is planning to hide behind the door.
12. Only **those** students are applicable to join the contest.
13. Everything will be fine; **you** have to calm down.
14. **His** son has been kidnapped.
15. **There** is nothing to hide from **you**.
16. **I** have seen all those pictures **you** sent to **me**.
17. **You** all have to come to **my** sister's wedding.
18. **I** called **you** yesterday to join **us** for the party.
19. **Someone**, please call the Ambulance.
20. **Everyone** wants to improve themselves.

(ಪೋಷಕರಿಗೆ ಸೂಚನೆ :ಇಲ್ಲಿ ಕೆಲವು ವಾಕ್ಯ ರಚನೆಯ ಉದಾಹರಣೆ ನೀಡಲಾಗಿದೆ ಅದನ್ನು ನೋಡಿ ನಿಮ್ಮ ಮಕ್ಕಳ ಕೈಯಿಂದ ವಾಕ್ಯ ರಚಿಸಲು ಪ್ರೇರೇಪಿಸಿ)

Class :5

WORKSHEET

Day :18

Elements :uses nouns and pronouns and simple adjectives in written communication















Activities:1memory game,

2 simple conversation on shape quality of objects

(ಪೋಷಕರಿಗೆ ಸೂಚನೆ :ಚಿತ್ರ ನೋಡಿ ಇಲ್ಲಿರುವ ಸರ್ವನಾಮ ಬಳಸಿ ಸಂಭಾಷಣೆ ಮಾಡಿ ವಾಕ್ಯ ರಚನೆ ಮಾಡಲು ತಿಳಿಸಿ)

BINGO

HE • SHE • THEY

Adapted

Class 5

WORKSHEET


DAY:19

Expected learning outcomes :Reading small /texts /posters /charts in english with comprehension

Elements :Reads small texts with comprehension

Activity :1 FIND ME THE WORD

PUT ME IN ORDER



ಪೋಷಕರಿಗೆ ಸೂಚನೆ :ಇಲ್ಲಿರುವ ಚಿತ್ರದ ಬಗ್ಗೆ ಏನು ಎಂದು ತಿಳಿದು ಮಕ್ಕಳಿಗೆ ಹೇಳಿ ಇಂಗ್ಲಿಷ್ ಪದ ಗುರುತಿಸಲು ಹೇಳಿ
ಬಾರ್ಟ್, ಭಿತ್ತಿ ಪತ್ರ (posters) ಗುರುತಿಸಲು ಹೇಳಿ



Elements :Reads small text with comprehension

Activity :2

Read the text and answer the question

My dad is a vet. He can say why a pet is ill or sad. Ask my dad for a tip or two on how to get a cat or a dog. Ask him now! It is his job. My mom is a vet too. My mom and dad say it is so fun to own a pet. If you let my mom pet a dog or a cat, she will do it with a lot of joy.


1. Which of these is my mom? Circle the picture of my mom.



2. Which of these is my dad? Circle the picture of my dad.



Read the comprehensions and answer the following questions.



In a thick jungle there lived a big lion. He was very strong. He was the king of the jungle. All the other animals were afraid of him. They would run and hide, when they heard the lion roar.

Answer the questions given below.

Q. Where did the lion live?

A. -----

Q. Was the lion strong or weak?

A. -----

Q. Which animal was the king of the jungle?

A. -----

Q. What did the other animals do when the lion roared?

A. -----

Class 5

WORKSHEET

DAY23

Eliments : talk about sports feelings using simple present simple past tense

Activity:4 WHO TELLING TRUTH

ಪೋಷಕರು ಮಕ್ಕಳು ಸತ್ಯವನ್ನು ತಮ್ಮ ಮಾತಿನಲ್ಲಿ ತೋರ್ಪಡಿಸುತ್ತಿರುವರು ಎಂಬುದನ್ನು ಗಮನಿಸಬೇಕು ಸತ್ಯವನ್ನಾಡಲು



Speaking and listening - Elementary to Intermediate


Let's talk about **SPORT**



Conversation cards

What's your favourite sport? How often do you play it?	How many hours of sports do (did) you have in school? Is (was) this enough?	Which sports have you played? Which one did you enjoy most?
Which sport would you like to try? Explain why.	Which sports do you think are dangerous? What can happen?	Is there a sports centre near your home? How often do you go there?
Playing sports or computer games? Which do you prefer? Why?	Which sports are popular in your country? Talk about them.	Do you prefer playing or watching sports? Explain.
Have you ever been to a sports match? Talk about it.	Have you ever won an award or medal in a sports competition? Talk about it.	Name 3 sports played with a ball. Explain the rules for one.
Do you prefer individual or team sports? Explain why.	Who's your favourite sports personality? Why?	Name 3 winter sports. Have you tried any?
Do you think famous sports players are overpaid? Explain.	Which sports is your country good at? Name the most famous players.	Name 3 team sports and 3 individual sports. Explain the rules for one.

Match	
badminton	
canoeing	
cricket	
cycling	
fencing	
golf	
ice hockey	
taekwondo	
Thai boxing	
water polo	



Do, play or go?	
	aerobics
	basketball
	football
	judo
	running
	skiing
	swimming
	tennis

Work in groups.
Can you guess the rules?

Class :5

WORKSHEET

DAY:24

Expected learning outcomes : Talk about celebrations surroundings sports feelings and emotions using simple past and present tense

Elements: Talks about emotions using simple present and past tense

Activity : LUCKY EMOJI, ROLE PLAY,

ಪೋಷಕರಿಗೆ ಸೂಚನೆ : ಕೆಳಗೆ ನೀಡಿರುವ ಚಿತ್ರ ನೋಡುತ್ತಾ ತನಗೆ ಆಗುವ ಬೇರೆ ಬೇರೆ ರೀತಿಯ ಭಾವನೆಗಳನ್ನು ಕನ್ನಡದಲ್ಲಿ ವ್ಯಕ್ತಪಡಿಸಲು ಹೇಳಿ ಇಂಗ್ಲಿಷ್‌ನಲ್ಲಿ ವಾಕ್ಯ ರಚಿಸಲು ಅಭ್ಯಾಸ ಮಾಡಿಸಿ ಅಭಿನಯ ಮಾಡಲು ಹೇಳಿ)

ಈ ಭಾವನೆ ಬಳಸಿ ಯಾವ ವಾರ ಯಾವ ರೀತಿಯ ಲ್ಲಿ ಇರುತ್ತೀರಾ ಎಂಬುದನ್ನು ಸರಿಯಾಗಿ ಆಗ್ಲಿ ತಪ್ಪಾಗಿ ಆಗ್ಲಿ ಕತೆ ಯನ್ನು ವಾಕ್ಯ ರೂಪದಲ್ಲಿ ಹೇಳಿಸಿರಿ



Class 5

WORK SHEET

DAY :24

ELEMENTS :Talks about emotions using simple present and past tense**Activity** :ROLEPLAY(ಬೇರೆ ಬೇರೆ ಸಂದರ್ಭಕ್ಕೆ ತಕ್ಕಂತೆ ಭಾವನೆಗಳನ್ನು ಅಭಿನಯಿಸುವುದು)**ಪೋಷಕರಿಗೆ ಸೂಚನೆ** :ಭಾವನೆ ವ್ಯಕ್ತ ಪಡಿಸುವ ಕಾರ್ಡ್ ಗಳನ್ನು ನೀಡಲಾಗುತ್ತದೆ ಅದನ್ನು ತೋರಿಸಿ ಮಗು ತನ್ನ ಭಾವನೆಯನ್ನು ಅಭಿನಯದ ಮೂಲಕ ತೋರ್ಪಡಿಸಲು ಹೇಳಿ ವಾಕ್ಯ ಮಾಡಿಸಿ (ಸರಳ ವಾಕ್ಯದ ರೂಪದಲ್ಲಿ)

Feelings Expression Prompt



Use this worksheet to help you express your feelings to someone!



_____ (their name).

I am feeling _____. (Are there any other feelings that you are experiencing? Use the Feelings Bank to help you identify more feelings! _____)

I feel this way because (What did they do that made you feel this way?)

_____I have been feeling this way since _____
(How long have you been feeling this way?)I wanted to let you know how I feel because (Why did you want to share your feelings with them?)

_____I'm hoping that (What do you want to happen after they hear your feelings?) _____

Thank you for listening to me!

FEELINGS BANK

Unhappy	Shocked	Frustrated	Disgusted	Scared	Misunderstood
Angry	Hurt	Embarrassed	Unsafe	Sad	Insulted
Disrespected	Disappointed	Annoyed	Ashamed	Betrayed	Excluded
Offended	Upset			Annoyed	Anxious



CLASS :5

WORKSHEET

DAY :24

Elements :Talks about emotions using simple present and past tense

Activity :3 SIMPLE SURVEY INSIDE THE CAMPUS



Getting to Know You

Name _____

What do you like to be called? _____

Birthday _____

Favorite color _____

Best friend _____

Do you like school? _____

What is your favorite subject? _____

What is the easiest part of school? _____

What is the hardest part of school? _____

Who was the best teacher you ever had, and why? _____

What are your favorite things to do when you're not in school? _____

What hobbies and activities (sports, art, games) do you like? _____

Tell me what you did this summer: _____

ಪೋಷಕರಿಗೆ ಸೂಚನೆ :ಮೇಲಿನ ಸಮೀಕ್ಷೆ ನಮೂನೆ ಬಳಸಿ ನಿಮ್ಮ ಮನೆಯಲ್ಲಿ ಶಾಲೆಯಲ್ಲಿನ ಘಟನಾವಳಿಗಳನ್ನು ವಾಕ್ಯ ರೂಪದಲ್ಲಿ ಬರೆಸಿ ವಾಕ್ಯ ರೂಪದಲ್ಲಿ ಹೇಳಿಸಿ (ಇಂಗ್ಲಿಷ್ನಲ್ಲಿ)

Class 5

WORKSHEET

DAY :25

Elements :writes few words in response to a poem

Activity :3

POETRY TO PROSE

ಪೋಷಕರಿಗೆ ಸೂಚನೆ : ಈ ಕೆಳಗೆ ಕೊಟ್ಟಿರುವ ಖಾಲಿ ಜಾಗದಲ್ಲಿ ಪದ್ಯವನ್ನು ಕತೆಯ ರೂಪದಲ್ಲಿ ಇಂಗ್ಲಿಷ್‌ನಲ್ಲಿ ಬರೆಯಿರಿ
ಯಶೋಧ ವಿ ಶಿಕ್ಷಕಿ

©EnchantedLearning.com

Class 5

WORKSHEET

... DAY:25

Expected learning activities: write a few words /short sentences in response to poems and stories or using picture clues


Elements : writes few words in response to a poem

Activities:1 Recite a poem

Four Seasons

Spring

The fields are rich with daffodils,
A coat of clover cloaks the hills,
And I must dance, and I must sing
To see the beauty of the spring.



Summer

The earth is warm, the sun's ablaze,
It is a time of carefree days;
And bees abuzz that chance to pass
May see me snoozing in the grass.



Fall

The leaves are yellow, red, and brown,
A shower sprinkles softly down;
The air is fragrant, crisp, and cool,
And once again I'm stuck in school.



Winter

The birds are gone, the world is white,
The winds are wild, they chill and bite;
The ground is thick with slush and sleet,
And I can barely feel my feet.



The last is done, the next is here,
The same as it is every year;
Spring -- then sunshine -- autumn -- snow
That is how each year must go.

(ಪೋಷಕರಿಗೆ ಸೂಚನೆ :ಮಕ್ಕಳಿಗೆ ಈ ಪದ್ಯ ಹೇಳಿ ಕೊಡಿ ಮತ್ತು ಮಗುವಿನಿಂದ ಹೇಳಿಸಿ)

Class 5

WORKSHEET

DAY :25

Elements :writes few words in response to a poem

Activity :2 WORD SCRAMBLE ACTIVITY

ಪೋಷಕರಿಗೆ ಸೂಚನೆ :ಈ ಕೆಳಗೆ ನೀಡಿದ ಹಾಳೆಯಲ್ಲಿ ಅಕ್ಷರ ಅದಲು ಬದಲಾಗಿದೆ ಅದನ್ನು ಸರಿಪಡಿಸಿ ಬರಿಸಿ

Weather Word Scramble

Unscramble the weather words and join them to the pictures on the right. We've done the first one for you!

lahi

hail

stim

wroanib

letes

cudloy

nywid

whosers

arin

unsny

vailnestn

monsterdruth

wosn

nynus



Class :5

WORKSHEET

DAY:26

Expected learning outcomes: write a few words /short sentence in response to poems and stories or using picture clue

Elements : writes a few sentence in response to a story

Activity : NARRATE A STORY, TALK ON A MAIN CHARACTER, WRITE A LETTER TO A CHARACTER

October

22 The Monkey and the Crocodile

There once lived a crocodile in a river. On one bank of the river was an apple tree. One morning, the crocodile was longingly looking at a juicy apple. "I wish I could eat that," he thought aloud. Just then, a monkey appeared, plucked the apple and threw it at the crocodile.


They soon became good friends. Seeing their friendship, the crocodile's wife got jealous. She told him, "The heart of a monkey who eats such sweet and juicy apples would be so sweet! I want to eat his heart!"

The crocodile tried to convince his wife, but in vain. Finally, he went to the monkey and said, "Come friend, let me take you for a ride." The monkey happily hopped on. In the middle of the river, the crocodile told him the entire story.

"Oh!" the monkey exclaimed, "you should have told me earlier. I left my heart on the tree."

The foolish crocodile took the monkey back. The monkey jumped on the tree and never spoke to the crocodile again.

Friendship is all about trust.



179

ಪೋಷಕರಿಗೆ ಸೂಚನೆ : ಈ ಮೇಲೆ ನೀಡಿರುವ ಕತೆಯನ್ನು ಹೇಳಿ ಕೊಡಿ ಅದರ ಬಗ್ಗೆ ನಾಲ್ಕೈದು ವಾಕ್ಯ ರಚಿಸಿ

Class:5

WORKSHEET

DAY:26

Elements :writes a few sentence in a story response to a story



Activity:2

Talk on a main charactor



ಮಕ್ಕಳೇ ಈ ಚಿತ್ರ ನೋಡಿ ಇಂಗ್ಲಿಷ್ನಲ್ಲಿ ಮಾತನಾಡುವ

ಈ ಪಾತ್ರಗಳು ನಾವಾಗಿ ನಟಿಸೋಣ ಹಾಗೂ ನಾಲ್ಕೈದು ವಾಕ್ಯ ರಚಿಸೋಣ

Class :5

WORKSHEET

DAY :27


Expected learning outcomes :write a few words/Short sentences in response to poems and stories using picture clues

Elements:writes a few words /sentences in response to picture clues

Activities:1 Read image and write story chain

ಮಕ್ಕಳಿಗೆ ಸೂಚನೆ :ಈ ಚಿತ್ರಗಳನ್ನು ನೋಡುತ್ತಾ ಒಂದು ಕತೆಯನ್ನು ರಚಿಸಿ

Look at the story images write the story make a sentence or words



Class :5

WORKSHEET

DAY :27

Elements :write a few words /sentence in response to picture clues

Activity:2 Question and answers on a story /write a words



Look at the picture and write the question and answer and write a some words

ಚಿತ್ರ ನೋಡಿ ಕತೆ ಬರೆಯಿರಿ ಪ್ರಶ್ನೆ ಉತ್ತರ ರಚಿಸಿ ಹಾಗೂ ಪದ ಗುಚ್ಚ ಬರೆಯಿರಿ

Class :5

WORKSHEET

DAY;27

Elements :writes a few words /sentence in response to picture clues

Activities:3 Writing a personal diary

Address who your writing to

Topic written in first sentence

Date

Write in first person

Supporting sentence

Write how it made you feel

Write honestly

Using emojis/ doodles to convey feelings.

Future hopes/ expectations

Sign off to show the end of the entry

Informal / casual style/ slang

ಮಕ್ಕಳೇ ಮೇಲಿನ ವಿವರಣೆ ನೋಡಿಕೊಂಡು ದಿನಚರಿ ಹೇಗೆ ಬರೆಯ ಬೇಕೆಂಬುದನ್ನು ಅಭ್ಯಾಸ ಮಾಡಿರಿ.



HOW TO WRITE A DIARY

Date: 7th June 2010 (or 7 June, or Monday, 7June)

Opening: Dear Diary (or any other salutation, such as Dear Me)

Introduction: It could be a general comment on how the day was.

Today was a great day! or Today was a boring day. Today was not a very good day...

Body: It is the main part of the diary entry. You could describe what happened to you or your personal feelings about something or someone. You could also write about your future plans in this part.

Today was my first day of work and I am exhausted. The factory was not what I expected at all! The machines were so load that I did not hear the instructions from my boss very well...

Conclusion: The diary entry can be concluded with a comment about the day.

ex. It was overall an exciting day or the situation at that moment.

ex. I am really tired now, after a long day at work.

Closing: eg. Love, XYZ or Bye, XYZ

Expected Learning out comes- Use punctuation marks appropriately in writing question mark, comma, full stop, and capital letters.

Learning element- Uses punctuations in simple sentences.

1. Read this story carefully, observe the underline punctuate marks and word.

Once Akbar told, "Birbal, make me a painting. Use imagination in it." Birbal replied, "But Huzoor! I am minister, how can I possibly paint?" Akabar got angry at his reply and said, "If I don't get a good painting in a week, you shall be sent away from this country." Some of the courtiers felt happy on hearing this because they were jealous of Birbal.

2. Find out - Read punctuation marks

?	.	!	,	ABC
Question mark	Full stop	Exclamatory	Comma	Capital letters

3. Make meaningful sentences.

1. make me/ a painting/ Birbal - _____

2. were/ they/ Birbal/ jealous - _____

3. told/ Akbar/ Once - _____

4. Pick the punctuation, fill the blanks (? ! . ,)

1. I am minister _____ how can I possibly paint _____

2. Birbal replied _____ But Huzoor _____

5. Read Birbal story, Identify first one capital letter of word.

Example: Some, _____, _____, _____, _____

Class 5

WORKSHEET

DAY :30


Expected learning outcomes: questions marks, comma, full stop, and Capital letters etc

Elements: Uses punctuation in simple dialogues uses punctuation in paragraphs

Activities:1
PUNCTUATE

LETS TALK DIALOGUES SHUFFLE FUN, SUPPLY THE MISSING

ಪೋಷಕರಿಗೆ ಸೂಚನೆ :ಇಲ್ಲಿ ಚಿನ್ನೆ ಗಳ ಬಗ್ಗೆ ಪರಿಚಯಿಸಲಾಗಿದೆ ಅದನ್ನು ಎಲ್ಲಿ ಹೇಗೆ ಬಳಸಬಹುದೆಂಬುದನ್ನು ಮಕ್ಕಳಿಗೆ ತಿಳಿಸಿ ಹೇಳುವ ಪ್ರಯತ್ನ ಆಗಬೇಕಿದೆ ಮತ್ತು ಚಿನ್ನೆ ಗಳ ಪರಿಚಯ ಮಾಡಿಸುವುದು ವಾಕ್ಯರೂಪ ದಲ್ಲಿ ಬರೆಯಲು ಹೇಳುವುದು



Write the missing punctuation mark to complete the sentences in each box.

Are you feeling better	Put on your coat gloves and scarf.	Don't do that
I can't wait for my birthday	My sister is older than me	Can you play the trumpet
Eat your peas carrots and potatoes.	Where did you go in holiday	These chocolates are yummy

Class :5

WORKSHEET

DAY :30

Elements :uses punctuations in simple dialogues

Uses punctuations in paragraphs

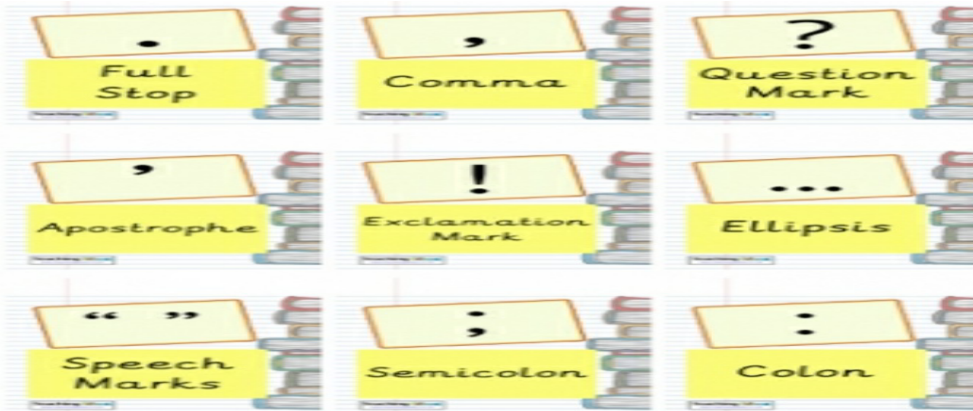
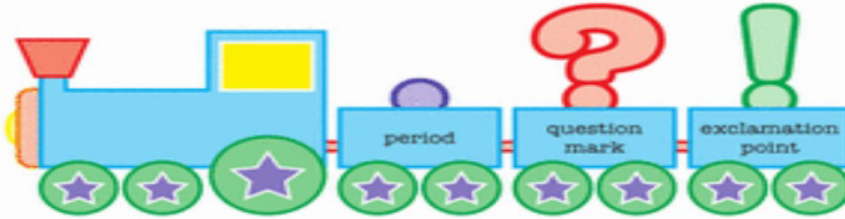
Activity :2 Dialoguesshuffule fun

3 supply the missing punctuate

PUNCTUATION STATION

Fill in the blanks below with a period, question mark or exclamation point. In some cases, more than one can be correct.

1. Would you like to pet my dog _____
2. The giraffe is my favorite animal _____
3. Oh no _____
4. Tomorrow Henry will pack his lunch _____
5. What time will you be at the party _____
6. I can't wait to see you _____
7. Tina loves to eat cake _____
8. Are you watching the game tonight _____



ಈ ಮೇಲಿನ ಚಿಹ್ನೆ ಬಳಸಿಕೊಳ್ಳುವುದು

yashoda v hps vatagaru

Class:5

WORKSHEET

DAY :30

ELEMENTS:Uses punctuations in simple dialogues

Uses punctuations in paragraphs

Activity:3 Read the passage and punctuate the paragraph

ಪೋಷಕರಿಗೆ ಸೂಚನೆ :ಈ ಪ್ರ್ಯಾಕಾ ಓದಲು ಹೇಳಿ ಹಾಗೂ ಸರಿಯಾದ ಚಿಹ್ನೆ ಗಳನ್ನು ಹಾಕಲು ತಿಳಿಸಿ

Punctuate the Paragraph 1

Read the paragraph. Then insert the correct punctuation marks and capitalize words wherever necessary. Rewrite the paragraph with the proper punctuation marks in the space provided below.

(Find the answers at the bottom of the page.)

I have a dog he is a Labrador he is black in color he wags his tail and licks my face when he is happy he loves going for walks and chasing a red ball I take him to school sometimes once he saw black cat and wanted to chase her too but I didnt let him is he mad at me I dont know but I sure hope he isnt I love my dog very much because he always obeys me and follows me everywhere

Answers
I have a dog. He is a Labrador. He is black in color. He wags his tail and licks my face when he is happy. He loves going for walks and chasing a red ball. I take him to school sometimes. Once he saw a black cat and wanted to chase her too, but I didn't let him. Is he mad at me? I don't know, but I sure hope he isn't. I love my dog very much because he always obeys me and follows me everywhere.