

ಕರ್ನಾಟಕ ಸರ್ಕಾರ

ಜಿಲ್ಲಾ ಶಿಕ್ಷಣ ಮತ್ತು ತರಬೇತಿ ಸಂಸ್ಥೆ ಜಿಕ್ಕಮಗಳೂರು,

2021-22

ಪರ್ಯಾಯ ಶೈಕ್ಷಣಿಕ ಯೋಜನೆ

ವಿಷಯ:- ಇಂಗ್ಲಿಷ್

ತರಗತಿ:-4ನೇ ತರಗತಿ

ರಚನೆಗೆ ಸಹಕಾರ:- ಜಿಕ್ಕಮಗಳೂರು, ಶೈಕ್ಷಣಿಕ ವಲಯ

ಪರಿಕಲ್ಪನೆ ಮತ್ತು ಮಾರ್ಗದರ್ಶನ

ಸ್ವಾಂಶುಸಾಲರು

ಜಿಲ್ಲಾ ಶಿಕ್ಷಣ ಮತ್ತು ತರಬೇತಿ ಸಂಸ್ಥೆ  
ರಾಮನಕಟ್ಟಿ, ಜಿಕ್ಕಮಗಳೂರು

Design by Sathyaprakash R.H. Art Teacher

A decorative banner with a ribbon-like shape, containing the word "INDEX" in bold, black, uppercase letters.

SL. NO.	UNITS	PAGE NUMBER
01.	Buildings	3-7
02.	Environment	8-11
03.	Household article	12-16

Activity sheet-1 :Buildings.

Learning activities Activity-1

I. Recite and enjoy the poem.

The rooks are buildings on the trees.

They build there every spring:

“Caw, Caw” is all they say,

For none of them can sing.

They’re up before the break of day,

And up till late at night







For they must labour busily

As long as it is light.

Rhyming words:

Spring-sing , Night – light , Say - day





**Activity-2** Look at the picture,say their names and identify their colours.

	red
	green
	pink
	brown
	orange
	Purple

Activity-3: Read these words.

- |         |   |       |         |   |       |
|---------|---|-------|---------|---|-------|
| 1. Fill | - | feel  | 5. Bit  | - | beat  |
| 2. Sit  | - | seat  | 6. full | - | fool  |
| 3. Fit  | - | feat  | 7. pull | - | pool  |
| 4. Will | - | wheel | 8. slip | - | sleep |

II. Look at the picture and answer Yes/ No.

	<p>Is this a book? No, this is a tree.</p>
	<p>Is this a pen? Yes, this is a pen.</p>
	<p>Is this a ball? No, this is a chair</p>
	<p>Is this an Apple? Yes, this is an Apple.</p>

Teacher sign:

Date:



Activity Sheet-2 Practice activity

**Activity-1**

**I. Read the sentences and Practice.**

1. The rooks are building on the trees.
2. They build there every spring.
3. They 're up before the break of the day.
4. As long as it is light.

**II. Read and write the rhyming words.**

Spring-sing                  Say-day                  night-light


Teacher sign:

Date:

Activity-2

**III. Write the colour of given vegetables and read.**

1. Tomato \_\_\_\_\_
2. Brinjal \_\_\_\_\_
3. Carrot \_\_\_\_\_
4. Beans \_\_\_\_\_
5. Onions \_\_\_\_\_
6. Potatoes \_\_\_\_\_

**IV. Read and practice the short vowel and long vowel sounds.**

Short vowel

Long vowel

- |      |   |       |
|------|---|-------|
| Sit  | - | seat  |
| Dip  | - | deep  |
| Fit  | - | feet  |
| Will | - | wheel |
| Full | - | fool  |
| Bit  | - | beat  |
| Pull | - | pool  |
| Slip | - | sleep |

\*\*\*\*\*

Activity-3

Look at the picture and write the answer.



Is this a ball?



Is this a pen?



Is this an Apple?



Is this a book?

Activity Sheet-3 Evaluation activity

I. Fill the blanks with suitable words. (trees, spring, light, day)

1. The rooks are building on the \_\_\_\_\_
2. They're up before the break of the \_\_\_\_\_
3. They build there every \_\_\_\_\_
4. As long as it is \_\_\_\_\_

II. Pair the rhyming words.

Spring, day, night, sing, say, light.

III. Match the following.

- |             |   |        |
|-------------|---|--------|
| 1. Beans    | - | red    |
| 2. Onions   | - | purple |
| 3. Brinjal  | - | green  |
| 4. Potatoes | - | pink   |
| 5. Carrot   | - | brown  |
| 6. Tomato   | - | orange |

IV. Pick out the suitable word in the word box, and make pair with sounds.

Bit seat full pool Sleep fit dip slip Deep wheel pull  
beat Will fool sit feet

v. Look at the picture and write the answer.



Is this a banana?

Ans:

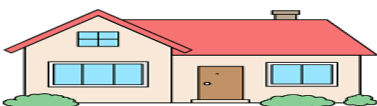
.....



Is this a tomato?

Ans:

.....



Is this a pen?

Ans:

.....

Teacher sign :

Date:

## Activity sheet-1 - Environment. Learning Activities

### Activity:1

#### I. Recite and enjoy the poem.

If a tree could talk, what would it say?

“Don’t chop me down, just walk away”.

If a river could talk, what would it say?

Don’t dump in trash, throw it away”.

If the air could talk, what would it say?

“The factories must learn to keep smoke away”.

#### II. Glossary

Chop-cut down.

Trash-useless/ waste.





Dump-dispose of.

Talk-speak

Protect-save.

Smoke-fog.

#### III. Write the given words and practice.

1		It is a sunny day It is a very hot.
2		It is rainy day It is very cold.
3		It is cloudy day It is very cloud
4		It is windy day It is very wind.



III. Read the same sound words.

1. Two - to
2. Won - one
3. Hear - here
4. See - sea
5. New - knew
6. Right - write.

IV. Read the following rhyme and Identify rhyming words.

“Get into the boat and away to the west.

See-saw! See-saw

For they we cut down the tree with poor linnet nest

See-saw! See-saw

The bulrushes nod and the wonder lilies sigh,

See-saw! See-saw

And all of us know the sad reason, why

See-saw! See-saw

Rhyming words

West-nest

Say-day

Sigh-why

Well-bell

Talk-walk

Hit-bit

Teacher's Sign:

Date:

\*\*\*\*\*

Activity Sheet-2 Practice activity

I. Read the simple words and practice with spellings.

- |          |            |
|----------|------------|
| 1. Chop  | 4. Trash   |
| 2. Dump  | 5. Talk    |
| 3. Smoke | 6. Protect |

II. Fill the blanks with suitable words.

(hot, cloud, wind, cold)

- I. It is a sunny day.  
It is very \_\_\_\_\_ .
- II. It is rainy day.  
It is very \_\_\_\_\_ .
- III. It is cloudy day.  
It is very \_\_\_\_\_ .
- IV. It is windy day.  
It is very \_\_\_\_\_ .

III. Read the words and practice spelling of the word.

- |          |   |       |
|----------|---|-------|
| 1. Won   | - | one   |
| 2. Two   | - | too   |
| 3. Right | - | write |
| 4. Hear  | - | here  |
| 5. See   | - | sea   |
| 6. New   | - | knew  |

IV. Read the rhyming words and write down in your note book to practice.

- |      |   |      |
|------|---|------|
| West | - | nest |
| Sigh | - | high |
| Talk | - | walk |
| Say  | - | day  |
| Well | - | bell |
| Hit  | - | bit  |

Teacher sign:

Date:

Activity Sheet-3 Evaluation activity

Look at the pictures and tick the right (✓) mark which is good for environment.

1.



1



2.



2



3.



3



4.



4



See the picture and write the suitable words.

1



It is \_\_\_\_\_ day

It is  
very \_\_\_\_\_

2



It is \_\_\_\_\_ day

It is  
very \_\_\_\_\_

3



It is \_\_\_\_\_ day

It is  
very \_\_\_\_\_

I. Match the following with same sound.

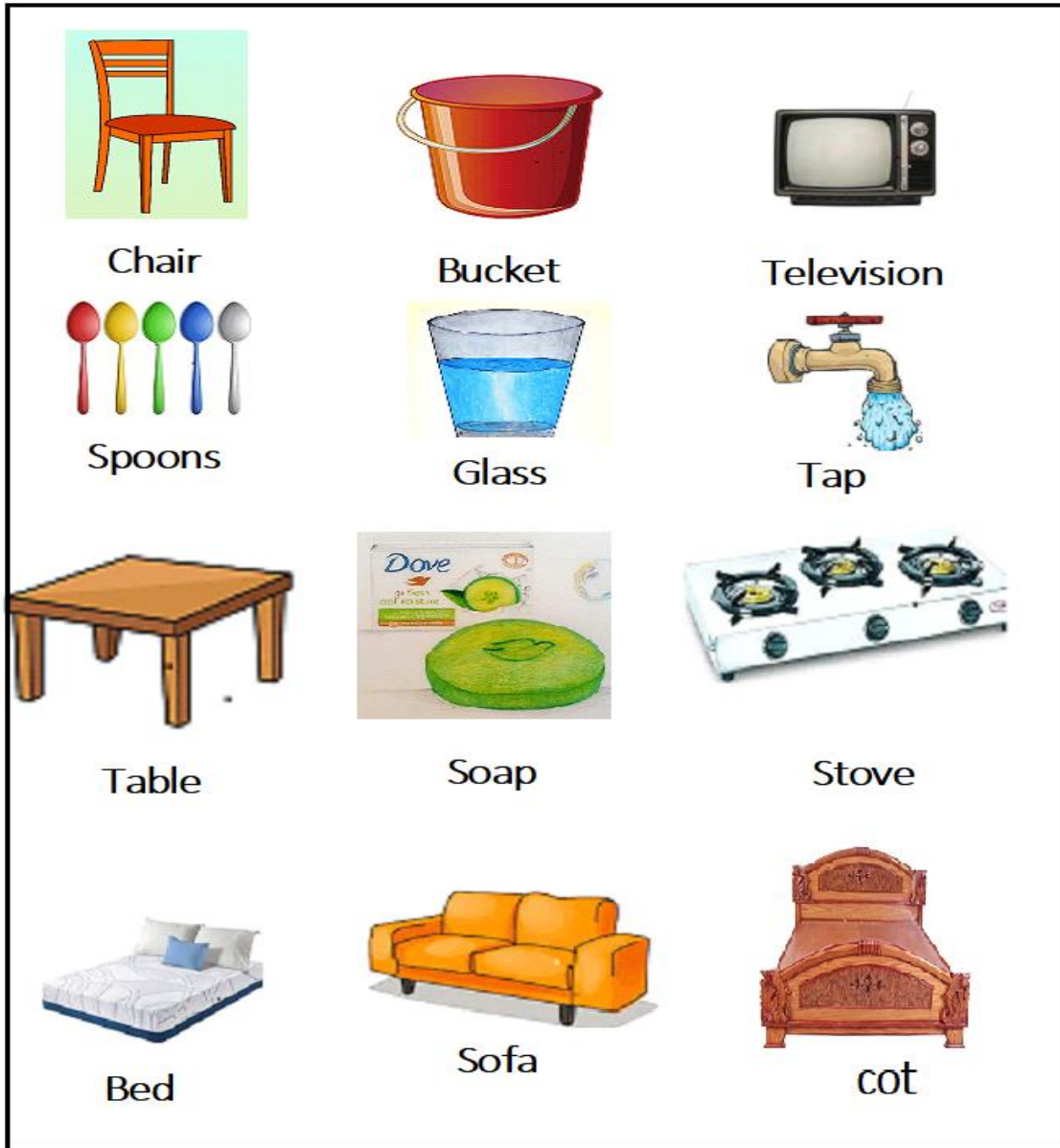
1. Two-one
2. See-write
3. Right-knew
4. Hear-sea
5. New-to
6. Won-here

II. Add one more rhyming word for the following.

- Ex: west - nest - best
1. sigh - high - .....
  2. talk - walk - .....
  3. say - day - .....
  4. well - bell - .....
  5. hit - bit. - .....

## Activity sheet-1 – Learning activities

I. Look at the picture and Read the Household article names



II. Read the words and practice the spelling.

1. Tap	4. Chair	7. Television	10. Stove
2. Soap	5. Cot	8. Glass	11. Bucket
3. Table	6. Spoons	9. Bed	12. Sofa


III. List out the household articles in your note book.



## Activity Sheet-2 : Practice Activity

### Activity-1

I. Write the names of the household articles in the suitable column.



Living room	Kitchen	Bedroom	Bathroom

II. Find the following words from the word grid:-

(Television, Chair, Spoons, Bucket, Glass, Soap, Cot, Table, Bed, Stove, Sofa, Tap)

K	M	B	U	C	K	E	T	F	S
G	S	T	O	V	E	P	A	N	O
T	A	B	L	E	S	O	P	G	A
S	T	G	O	P	Q	B	F	C	P
T	E	L	E	V	I	S	I	O	N
M	U	A	N	G	J	P	C	T	M
A	W	S	O	L	K	O	H	T	S
P	Y	S	X	B	D	O	A	O	O
L	N	N	D	E	X	N	I	W	F
B	E	D	Y	P	O	S	R	Y	A

**Instruction:**

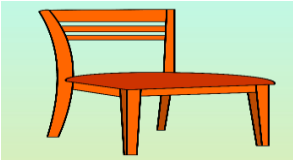
Find the words from top to bottom  
and from right to left

III. Circle the word do not belong to group.

1. Spoon, Bed, stove, glass, Tree.
2. Tap, Cot, soap, school, Bucket.
3. Soap, Bus, cot, Pillow, Bed.
4. Television, Chair, table, stove.

## Activity Sheet-3 Evaluation

### I. Match the following:



Bed



Television



Chair



Stove



Tap

### II. Fill the missing letters in the blanks

1.	T	E		E	V		S	I		N
2.	C		A		R					
3.	G		A	S						
4.	B	U		K					T	
5.	T		B	L						

### III. Re-arrange the jumbled letters

1. poas -
2. leaTb -
3. ekBcut -
4. paT -
5. veSot -

### IV. Draw the pictures of household articles

Ex: Chair, glass, television, tap.