

ಕರ್ನಾಟಕ ಸರ್ಕಾರ

ಜಿಲ್ಲಾ ಶಿಕ್ಷಣ ಮತ್ತು ತರಬೇತಿ ಸಂಸ್ಥೆ ಜಿಕ್ಕಮಗಳೂರು,

2021-22

ಹರ್ಯಾಯ ಶೈಕ್ಷಣಿಕ ಯೋಜನೆ

ವಿಷಯ:- ಇಂಗ್ಲಿಷ್

ತರಗತಿ:-3ನೇ ತರಗತಿ

ರಚನೆಗೆ ಸಹಕಾರ:- ಜಿಕ್ಕಮಗಳೂರು, ಶೈಕ್ಷಣಿಕ ವಲಯ

ಹರಿಕಲ್ಪನೆ ಮತ್ತು ಮಾರ್ಗದರ್ಶನ

ಛಾಂಚುಸಾಲರು

ಜಿಲ್ಲಾ ಶಿಕ್ಷಣ ಮತ್ತು ತರಬೇತಿ ಸಂಸ್ಥೆ

ರಾಮನಸಟ್ಟಿ, ಜಿಕ್ಕಮಗಳೂರು



INDEX

SL. NO.	UNITS	PAGE NUMBER
01.	Green Wood worksheets 1 to 10	3-17
02.	Head, Shoulder, Knees And Toes worksheets 11 to 21	18-29
03.	Celebrations worksheets 22 to 30	30-38

Work Sheet-01 – Learning Activity

LESSON NAME- Green Wood

Class-3rd

Student Name:

Date:

Activity-1 Listening the rhyme, several times.

Repeat many times and practice it.

(Teacher sends the Audio clip of recited poem)

Four seeds in a hole

Four seeds in a hole

One for the mouse

One for the crow

One to rot and one to grow

(Teacher sends the Audio clip of recited poem and asks your child to listen and repeat and practice Many times)

[ಆತ್ಮೀಯ ಪೋಷಕರೆ ಶಿಕ್ಷಕರು ಕಳುಹಿಸಿರುವ ಆಡಿಯೋವನ್ನು ನಿಮ್ಮ ಮಗುವಿಗೆ ಕೇಳಿಸಿ
ಹೇಳುವ ಮತ್ತು ಬರೆಯುವ ಅಭ್ಯಾಸ ಮಾಡಿಸಿ]

Activity-2- Recall these words read and write.

[ಆತ್ಮೀಯ ಪೋಷಕರೆ, ನಿಮ್ಮ ಮಗು ಈ ಕೆಲಗಿನ ಪದಗಲನ್ನು ಗುರುತಿಸಿ ಹೇಳುವ ಮತ್ತು ಬರೆಯುವ ಅಭ್ಯಾಸ ಮಾಡಿಸಿ]

rot

seed

hole

crow

mouse

one

four

Work sheet-2 Learning Activity

Lesson Name-Green wood

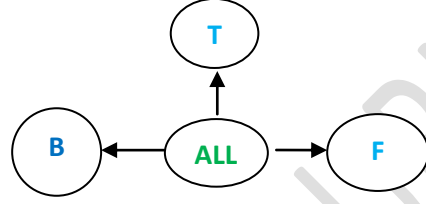
Class-3rd

Activity-3 Make words as a given example

ಉದಾಹರಣೆ ಗಮನಿಸಿ ಪದಗಳನ್ನು ರಚಿಸು.

Fall

Page No-3



Activity: 5 Make many words using this

<p>B A G T A G S A G</p>	<p>B E D F L R W</p>	<p>B ALL F C F W</p>
<p>B E LL C F T S W</p>	<p>B U LL F P D</p>	<p>B I LL F H K M N P T W</p>
<p>F O U R H P S T</p>	<p>B O O T F H L S H</p>	<p>B E N T C R S W</p>

Work sheet-3 Practice Activity

Lesson Name-Green wood

3rd std. Activity-4

* Read aloud these words and write in your 4 line note book

Ball	Tall	Fall	Call
Long	Wrong	Song	Strong
Tree	Bee	See	Free
Run	Bun	Gun	Sun
Ripe	Wipe	Pipe	Swipe
Rain	Main	Gain	Pain

[ಆತ್ಮೀಯ ಪೋಷಕರೆ ನಿಮ್ಮ ಮಗು ಈ ಕೆಲಗಿನ ಪದಗಳನ್ನು ಗುರುತಿಸಿ ಹೇಳುವ ಮತ್ತು ಬರೆಯುವ ಅಭ್ಯಾಸ ಮಾಡಿಸಿ]

Recall and write

[ಆತ್ಮೀಯ ಪೋಷಕರೆ ನಿಮ್ಮ ಮಗು ಪದಗಳನ್ನು ಬರೆಯುವ ಅಭ್ಯಾಸ ಮಾಡಿಸಿ]

The page contains a large area for writing, consisting of 20 horizontal rows. Each row is divided into two columns by a vertical line. The lines are light blue and provide a guide for handwriting practice.

Work Sheet-4 Evaluation Activity
Lesson Name- Green Hood 3rd Std.

Activity-6 Add 2 more words like given example

(ಉದಾಹರಣೆ ಗಮನಿಸಿ ಪ್ರಾಸ ಪದಗಳನ್ನು ಬರೆಯುವ ಅಭ್ಯಾಸ ಮಾಡಿಸಿ]

1. Cat - bat - sat - hat
2. Ball - - -
3. Run - - -
4. Long - - -
5. Ripe - - -
6. Rain - - -
7. Tree - - -
8. Bull - - -

(Dear teacher/ parent please ask your child to write and say aloud many time and write in his/her note book)

[ಆತ್ಮೀಯ ಪೋಷಕರೆ ನಿಮ್ಮ ಮಗು ಈ ಕೆಳಗಿನ ಪದಗಳನ್ನು ಗುರುತಿಸಿ ಹೇಳುವ ಮತ್ತು ಬರೆಯುವ ಅಭ್ಯಾಸ ಮಾಡಿಸಿ]

Work Sheet-5 Learning Activity
Lesson Name- Green Wood 3rd Std.
Activity-7

Find the hidden words and write.

Look at the example.

(ಉದಾಹರಣೆ ಗಮನಿಸಿ ಪದದಲ್ಲಿ ಅಡಗಿರುವ ಪದಗಳನ್ನು ಬರೆ)

Example – Plant - ant

1. Mango -
2. Long -
3. Rain -
4. Four -
5. Ball -
6. Water -
7. Earth -
8. Tomato -

(Dear teacher/parent help your child to read words and hidden words and ask them to write)

ಆತ್ಮೀಯ ಪೋಷಕರೆ ನಿಮ್ಮ ಮಗು ಈ ಪದಗಳಲ್ಲಿ ಅಡಗಿರುವ ಪದ ಗುರುತಿಸಿ ಹೇಳುವ ಮತ್ತು ಬರೆಯುವ ಅಭ್ಯಾಸ ಮಾಡಿಸಿ]

Work Sheet-6 Practice Activity

Lesson Name – Green Wood

Class-3rd

Activity-8

Circle the hidden words, read and write them.

(ಕೊಟ್ಟಿರುವ ಪದದಲ್ಲಿ ಅಡಗಿರುವ ಪದಗಳನ್ನು ಬರೆದು ಓದು)

1. **Plantation** - -
2. **Sunday** - -
3. **Balloon** - -
4. **Sunflower** - -
5. **Brinjal** - -
6. **Sparrow** - -
7. **Earth** - -
8. **Honey** - -
9. **Peacock** - -
10. **Goat** - -

(Dear teacher/parent help your child to find out the hidden words and ask them to write)

ಆತ್ಮೀಯ ಪೋಷಕರೆ ನಿಮ್ಮ ಮಗು ಈ ಪದಗಳಲ್ಲಿ ಅಡಗಿರುವ ಪದಗಳನ್ನು ಗುರುತಿಸಿ ಹೇಳುವ ಮತ್ತು ಬರೆಯುವ ಅಭ್ಯಾಸ ಮಾಡಿಸಿ]

Work Sheet-7 Evaluation Activity

Unit Name-Green Wood

Class-3rd

Activity-9

- Find out the hidden words and Write them.

1. INTERNATIONAL

_____	_____	_____
_____	_____	_____
_____	_____	_____

2. PLANTATION

_____	_____	_____
_____	_____	_____
_____	_____	_____

[ಆತ್ಮೀಯ ಪೋಷಕರೇ ನಿಮ್ಮ ಮಗು ಈ ಪದಗಳಲ್ಲಿ ಅಡಗಿರುವ ಗುರುತಿಸಿ ಹೇಳುವ ಮತ್ತು ಬರೆಯುವ ಅಭ್ಯಾಸ ಮಾಡಿಸಿ]

ACTIVITY-12

1. Try to read the passage given below and copy it neatly in your 4 line note book.

One day a parrot sat on the mango tree. It was eating mango. If it will be dropped the mango seed on the earth, the seed will grow as a plant.

Work Sheet-8 Learning Activity

Unit Name-Green Wood

Class-3rd

Activity-10

1. Read and copy the given words.

Three

Mango

Potato

Fruits

Earth

Soil

Water

Forest

Fall

Rain

Run

Ripe

Apple

Carrot

Lion

House

Cow

Parrot

Crow

Sparrow

Rose

Lily

Sunflower

Honey

(Dear teacher/parent ask your child to read and copy in his/her 4 line note book)

ಆತ್ಮೀಯ ಪೋಷಕರೆ ನಿಮ್ಮ ಮಗು ಈ ಪದಗಳನ್ನು ಗುರುತಿಸಿ ಓದುವ ಮತ್ತು ಬರೆಯುವ ಅಭ್ಯಾಸ ಮಾಡಿಸಿ]

ಆತ್ಮೀಯ ಪೋಷಕರೆ ಮಗು ಕಲಿತಿರುವ ಪದಗಳನ್ನು ಬರೆಸಿ.

A series of horizontal lines for writing, alternating between purple and grey lines.

Work Sheet-9 Practice Activity

Unit Name- Green Wood

Class-3rd

Activity-11

1. Read and copy the given sentence neatly.

1. Trees give us fruits.

2. Mango is a fruit

3. Ant is an insect

4. Potato is a vegetable


5. Grow trees and save the forest.

(Dear teacher/parent ask your child to read aloud many times. Then copy in his/her 4 line note books)

ಆತ್ಮೀಯ ಪೋಷಕರೆ ವಾಕ್ಯಗಳನ್ನು ಓದಿಸಿ ಬರೆಸಿ

ಆತ್ಮೀಯ ಪೋಷಕರೆ ಮಗು ಕಲಿತಿರುವ ವಾಕ್ಯಗಳನ್ನು ಬರೆಸಿ.

Read and write



WORK SHEET-10 EVALUATION ACTIVITY

UNIT NAME- GREEN WOOD

CLASS-3RD

Activity: 13 Re-arrange the letters with the help of the picture.

ಆತ್ಮೀಯ ಪೋಷಕರೇ, ಮಕ್ಕಳಿಗೆ ವಾಕ್ಯಗಳನ್ನು ಓದಿಸಿ, ನಂತರ ಈ ಕೆಳಗಿನ ಅಕ್ಷರಗಳನ್ನು ಚಿತ್ರಕ್ಕೆ ಸರಿಯಾಗಿ ಜೋಡಿಸಿ, ಪೂರಕವಾಗಿ ಸರಿಯಾಗಿ ಬರಿಸಿ.

* OFRU-.....

4

*SDEES-.....



*LHOE-.....



*RETES-.....



Activity: 2

*Collect the different types of leaves and Paste



Work Sheet-11 – Learning And Practice Activity

Unit Name- Head Shoulder Knees And Toes

Student Name -

Date:.....

Activity-13 Listen and repeat

(your teacher provide audio clip of the rhyme)

Two little eyes to look around

Two little ears to hear each sound

Two little feet to walk the way

Two little lips to talk all day

Two little hands to work so smart

Activity-14 Read these words observe their actions.

Eyes-look, Ears-hear, Feet-walk, Lips-talk

Hands-works

(Dear teacher/ parent ask your child to repeat the rhyme many times)

ಆತ್ಮೀಯ ಪೋಷಕರೆ ಶಿಕ್ಷಕರು ಕಳುಹಿಸಿರುವ ಆಡಿಯೋವನ್ನು ನಿಮ್ಮ ಮಗುವಿಗೆ ಕೇಳಿಸಿ
ಹೇಳುವ ಅಭ್ಯಾಸ ಮಾಡಿಸಿ.

Work Book-12 Evaluation Activity

Unit- Head, shoulder, knees and toes

Student name -..... Date-.....

Activity-15 Listen the Audio clip and say these lines.

Eyes to look around
Ears to hear each sound
Feet to walk the way
Lips to talk all day
Hands to work so smart
nose to smell the tart

Activity-16 Read the words aloud and write in your 4 line note book

Around way smart ear
Sound day tart hear

(Dear teacher/ parent ask your child to repeat many times and write neatly)

ಆತ್ಮೀಯ ಪೋಷಕರೇ ಶಿಕ್ಷಕರು ಕಳುಹಿಸಿರುವ ಆಡಿಯೋವನ್ನು ನಿಮ್ಮ ಮಗುವಿಗೆ ಕೇಳಿಸಿ ಹೇಳಿಸಿ.

Read and write.

A large area of lined paper for writing, consisting of multiple sets of horizontal lines. Each set of lines is separated by a small gap, and the lines are evenly spaced throughout the page.

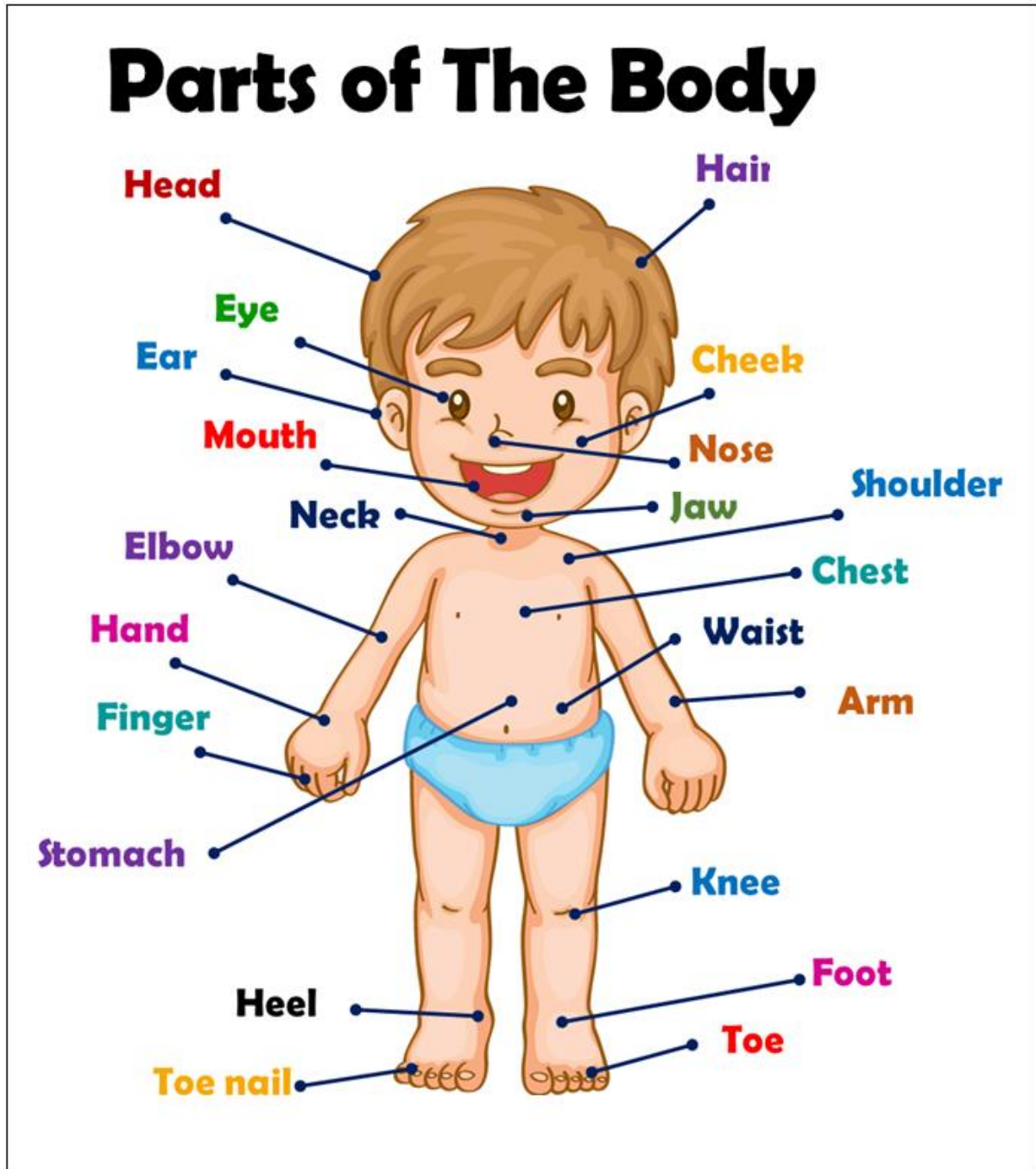
Work Book-13 Learning Activity

Unit-Head, shoulder, knees and toes

Student name -.....

Date-.....

Activity-15 Look at the picture and say the parts of the body



Work Book-14 Learning Activity

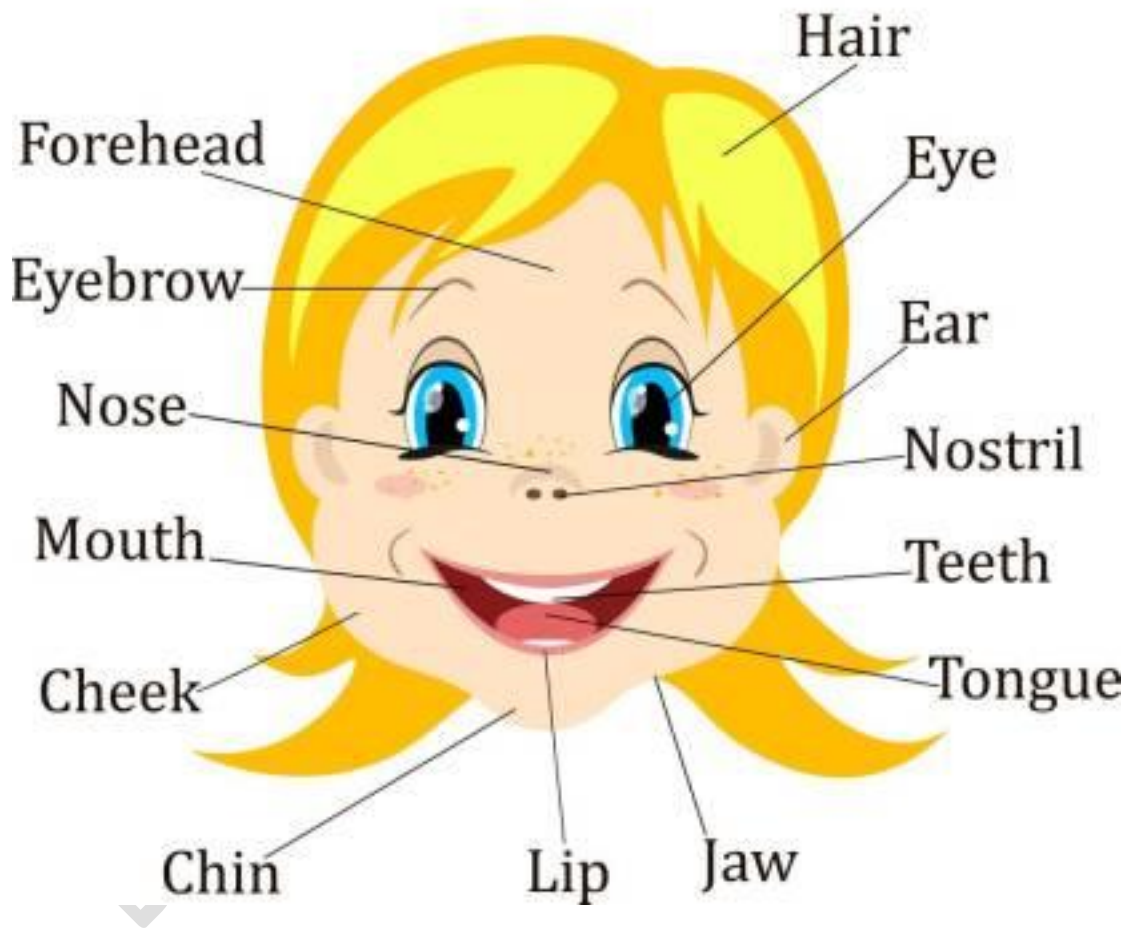
Unit-Head, shoulder, knees and toes

Student name -..... Date-.....

Activity-15 Look at the picture and say the parts of the face

PARTS OF FACE

Parts of Face



(Dear teacher/ parent ask your child to recognize the parts of the face, read and write the words)

Works Sheet-15 Evaluation Activity

Unit- Head, shoulder, knees and toes

Class-3rd

Student name-..... Date-.....

Activity- match the pictures with words.

Pictures	Words
	eye
	Nose
	Ear
	Leg
	Hand
	Toes
	finger

Works Sheet-16 Learning Activity

Unit-Head, shoulder, knees and toes Class-3rd

Student name :-..... date:.....

Activity-19

1. Read the rhyme and say the function of the parts of the body.

Two little eyes to look around

Two little ears to hear each sound

Two little feet to walk the way

Two little lips to talk all day

Two little hands to work so smart

ಆತ್ಮೀಯ ಪೋಷಕರೇ ಶಿಕ್ಷಕರು ಕಳುಹಿಸಿರುವ ಆಡಿಯೋವನ್ನು ನಿಮ್ಮ ಮಗುವಿಗೆ ಕೇಳಿಸಿ ಹೇಳುವ ಅಭ್ಯಾಸ ಮಾಡಿ

Work Sheet-17 Practice Activity

Unit-Head, shoulder, knees and toes

Class-3rd

Student name- Date-

Activity-21 – Match the parts of the body with their work.

ಆತ್ಮೀಯ ಪೋಷಕರೇ ಈ ಕೆಳಗಿನ ಭಾಗಗಳನ್ನು ಅವುಗಳ ಕಾರ್ಯದೊಂದಿಗೆ ಗೆರೆ ಎಳೆದು ಜೋಡಿಸಿ

Part of the body

- | | |
|----------|-------|
| 1. Lips | Hear |
| 2. Eyes | Talk |
| 3. Ear | Look |
| 4. Leg | Work |
| 5. Hand | Walk |
| 6. Nose | Eat |
| 7. Teeth | Smell |

Work Sheet-18 Practice Activity

Unit-Head, shoulder, knees and toes Class-3rd

Student name -.....

Date-.....

Activity-Read the parts of the body and write in your note book.

Eyes

Ears

Nose

Teeth

Lips

Leg

Hands

Fingers

Knee

Head

Shoulder

Toes

Cheek

Chin

Feet

Mouth

Tongue

Hair

Dear teacher/ parent please ask your child to write these words in their note book.

ಆತ್ಮೀಯ ಪೋಷಕರೆ ಪದಗಳನ್ನು ಮಗುವಿಗೆ ಹೇಳಿಸಿ ಬರೆಯುವ ಅಭ್ಯಾಸ ಮಾಡಿಸಿ

Work Sheet-19 Practice Activity

Unit-Head, Shoulder, Knees and Toes Class-3rd

Student name -

Date-.....

Activity-* Look at the picture identify the action and say aloud



ಆತ್ಮೀಯ ಪೋಷಕರೇ ಚಿತ್ರ ನೋಡಿ ಗುರುತಿಸಿ ಪದ ಹೇಳುವ ಅಭ್ಯಾಸ ಮಾಡಿಸಿ

Work Sheet-20 Practice Activity

Unit-Head, shoulder, knees and toes Class-3rd

Student Name -

Date.....

Activity-Read the action words

Walk Run Ride Stand up Sit down Turn off Turn on Open Close Give

Laugh Think Cry Listen Play Read Write Climb Win Fight

Sing Dance Watch TV Cook Wash Pull Push Throw away

Talk Wait Fly Eat Drink Sleep

TESL.COM

ಆತ್ಮೀಯ ಪೋಷಕರೇ ಚಿತ್ರ ನೋಡಿ ಗುರುತಿಸಿ ಪದ ಹೇಳುವ ಅಭ್ಯಾಸ ಮಾಡಿಸಿ

Work Sheet-21 Evaluation Activity

Unit-Head, shoulder, knees and toes Class-3rd

Student name -

Date.....

Activity- Read the given action words
(repeat many times. Write down in

Walk Run Ride Stand up Sit down Turn off Turn on Open Close Give

Laugh Think Cry Listen Play Read Write Climb Win Fight

Sing Dance Watch TV Cook Wash Pull Push Throw away

Talk Wait Fly Eat Drink Sleep

ESL.COM

Write Action Words

A series of 20 horizontal lines for writing, alternating between purple and grey lines.

Work Sheet-22 Learning Activity

Unit- Celebrations Class-3rd

Student name -.....

Date.....

Activity- Read and write these words

School Child Bird Flag
House Flower Gift Date
White Pink Green Blue
Rose Proud Buds Song

Work Sheet-23 Practice Activity
Unit- Celebrations Class-3rd

Student name -Date.....

Activity- Write the missing letters

1. S _ ho _ l
2. C _ i _ d
3. B _ rd
4. Fl _ g
5. H _ us _
6. Fl _ we _
7. D _ te
8. W _ it _
9. P _ nk
10. Blu _
11. R _ se
12. Pr _ ud

Work Sheet-24 Evaluation Activity

Unit- Celebrations Class-3rd

Student name -.....

Date.....

Activity- Re-arrange the letters

ಆತ್ಮೀಯ ಪೋಷಕರೇ ಅಕ್ಷಗಳನ್ನು ಸರಿಯಾಗಿ ಜೋಡಿಸಿ ಪದ ಹೇಳುವ, ಬರೆಯುವ ಅಭ್ಯಾಸ ಮಾಡಿಸಿ

1. t f i g -
2. d l i h c -
3. r i b d -
4. l f a g -
5. o c h s o l -
6. k o o b -
7. w l o f r e -
8. u o h s e -
9. e s o r -
10. e t i w h -
11. b u e l -
12. P n i k -

Work Sheet-25 Learning Activity
Unit-Celebrations Class-3rd

Student name -.....

Date.....

Activity- Answer the simple questions.

ಶಿಕ್ಷಕರು ಕಳುಹಿಸಿರುವ ಆಡಿಯೋವನ್ನು ನಿಮ್ಮ ಮಗುವಿಗೆ ಕೇಳಿಸಿ ಹೇಳುವ ಅಭ್ಯಾಸ

Teacher: Good morning dear student.

Student: Good morning madam.

Teacher: what is your name?

Student: My name is Sonu.

Teacher: What is your father's name?

Student: My father name is Sadananda.

Teacher: What is your mother's name?

Student: My mother name is Radha.

Teacher: In which class are you studying?

Student: I am studying in 3rd standard.

Teacher: How old are you?

Student: I am 8 years old.

Teacher: When is your birthday?

Student: My birthday is on 2nd March.

Work Sheet-26 Practice Activity

Unit- Celebrations Class-3rd

Student name -.....

Date.....

Activity- Read the question and answer.

1. What is your name?

➤ **My name is Sonu.**

2. What is your father's name?

➤ **My father name is Sadananda.**

3. What is your mother's name?

➤ **My mother name is Radha.**

4. In which class are you studying?

➤ **I am studying in 3rd standard.**

5. How old are you?

➤ **I am 8 years old**

6. When is your birthday?

➤ **My birthday is on 2nd March.**

Work Sheet-27 Evaluation Activity
Unit-Celebrations Class-3rd

Student name -..... Date.....

Activity- read the question and write the answer

1. What is your name?

➤ My name is

2. What is your father's name?

➤ My father name is

3. What is your mother's name?

➤ My mother name is

4. In which class are you studying?

➤ I am studying in standard.

5. How old are you?

➤ I amyears old

6. When is your birthday?





➤ My birthday is on

Work Sheet-28 Learning Activity
Unit-Celebrations Class-3rd

Student name -.....

Date.....

Activity- look at the picture and identify the events.




Work Sheet-29 Practice Activity
Unit-Celebrations Class-3rd


Student Name -.....

Date.....


Activity- Look and read



2nd october Gandhi jayanthi




14th april - Ambedkar Jayanthi



14th November - children's day



Independence day



5th september



Birthday

Work Sheet-30 Evaluation Activity

Unit-Celebrations Class-3rd

Student name -.....

Date.....

Activity- Match the celebration with their date and month

Celebration	Date and month
1. Gandhi Jayanthi	a. 1 st November
2. Independence Day	b. 14 th April
3. Republic day	c. 14 th November
4. Children's day	d. 2 nd October
5. Ambedkar Jayanthi	e. 15 th August
6. Kannada Rajyostava	f. 26 th January