



GOVERNMENT OF KARNATAKA

OFFICE OF THE BLOCK EDUCATION OFFICER AND BLOCK RESOURCE  
CO-ORDINATOR, DEPT. OF EDUCATION, NANJANGUD TALUK.

## **KALIKA SANGAMA**

(ENGLISH WORKSHEETS FOR CLASSES 2ND TO 5TH)

### **SUGGESTION & GUIDANCE BY:**

**Mr. C. N. Raju**  
BEO. Nanjangud

*And*

**Mr. K. G. Mahesha**  
BRC. Nanjangud

### **NODAL OFFICER:**

**Mr. Madhukumar. C.M**  
BRP. Nanjangud

### **RESOURCE PERSONS:**

Mr. Gnanesha A.G.	CRP Town - 1 cluster Nanjangud
Mr. Krishna.	CRP Town - 2 cluster Nanjangud
Mrs. Amreen Bhanu	CRP Kanenur Cluster
Mr. Chidambara murthy. H.K	GHPS Hemmaragala
Mrs Margarate. L	GHPS Hediya
Mrs. Theresa liciliya.	GHPS Hadinaru
Mr. Ramesh. S.	GHPS Uppanahalli
Mrs. Mamatha. H. S	GHPS Dalavoy, Nanjangud
Mrs. Vanishree	GHPS Karalapura
Mrs. Chaitra . M.N.	GHPS Kathwadipura
Mrs. Sudha V.M.	GHPS Huskur
Mr. Naveen Kumara	GHPS Hullahalli
Mrs. Umme Asma	GHPS Halepura
Mr. Madhu. P	GHPS Ibjala
Mr. Naveen Kumar	GHPS Gattavadi
Mr. Praveen Kumar	GHPS Chunchanahalli
Mrs. Shubhashree. P	GHPS Nerale
Mr. Sunil	GHPS Haginavalu
Mr. Siddaraju M	GHPS Kudlapura
Mr. Naveen Rao	GHPS Ahalya
Mr. Abdul Muyeen	GHPS Heggadahalli
Mr. Arun Kumar M.V	GLPS Byalarahundi

# KALIKA SANGAMA

## ENGLISH WORKSHEETS



JOYFUL LEARNING



# ACTIVITY PLAN FOR CLASSES 2<sup>ND</sup> AND 3<sup>RD</sup>

## WEEK -1

<b>LISTENING AND SPEAKING ACTIVITY</b>	<b>WRITING ACTIVITY</b>
<p>TPR ACTIVITY</p> <p>SIT DOWN, STAND UP.</p>	<p>JOIN THE DOTS AND COMPLETE THE PICTURE -1</p>
<p>RHYME</p> <p>THIS IS THE WAY I CLAP MY HANDS, CLAP CLAP CLAP ( 2 LINES ONLY)</p>	<p>JOIN THE DOTS AND COMPLETE THE PICTURE -2</p>
<p>CONVERSATION</p> <p>WHAT IS YOUR NAME? MY NAME IS _____</p>	<p>COPY WRITING</p> <p>STROKES STANDING LINE IIII</p>
<p>IDENTIFY THE COLOURS AND PRONOUNCE IT – RED, BLUE ,GREEN.</p>	<p>COPY WRITING</p> <p>STROKES – SLEEPING LINE _____</p>

<p>LISTENING TO A STORY</p>	<p>COPY WRITING</p> <p>STROKES - RISING LINE     </p>
<p>TPR ACTIVITY</p> <p>SIT DOWN, STAND UP, WALK, STOP.</p>	<p>COPY WRITING</p> <p>STROKES - SLANTING LINE //////////////</p>
<p>RHYME</p> <p>THIS IS THE WAY I SHAKE MY HEAD, SHAKE SHAKE SHAKE ( 2 LINES ONLY)</p>	<p>COPY WRITING</p> <p>STROKES - ZIGZAG LINE \\\\\\\\\\\\\\\\\\\</p>
<p>CONVERSATION</p> <p>WHAT IS YOUR FATHER'S NAME? MY FATHER'S NAME IS -----</p>	<p>COPY WRITING</p> <p>STROKES - CURVED LINE CCCCCC</p>

# ACTIVITY PLAN FOR CLASSES 2<sup>ND</sup> AND 3<sup>RD</sup>





## WEEK - 2

<p style="text-align: center;">IDENTIFICATION OF EYES, NOSE, MOUTH PRONOUNCE IT</p>	<p style="text-align: center;">COPY WRITING</p> <p style="text-align: center;">STROKES - FULL CRICLE 000000</p>
<p style="text-align: center;">LISTENING TO A STORY</p>	<p style="text-align: center;">COPY WRITING</p> <p style="text-align: center;">STROKES - CURVED LINE nnnnnn</p>
<p style="text-align: center;">TPR ACTIVITY</p> <p style="text-align: center;">OPEN THE BOOK CLOSE THE BOOK</p>	<p style="text-align: center;">COPY WRITING</p> <p style="text-align: center;">STROKES - CURVED LINE UUUUUUU</p>
<p style="text-align: center;">CONVERSATION</p> <p style="text-align: center;">WHAT IS YOUR MOTHER'S NAME? MY MOTHER'S NAME IS _____</p>	<p style="text-align: center;">COPY WRITING</p> <p style="text-align: center;">STROKES - CURVED LINE SSSSS</p>
<p style="text-align: center;">IDENTIFY THE COLOURS AND PRONOUNCE IT</p> <p style="text-align: center;">BLACK, WHITE, YELLOW</p>	<p style="text-align: center;">COPY WRITING</p> <p style="text-align: center;">STROKES - JJJJJJ</p>
<p style="text-align: center;">TPR ACTIVITY</p> <p style="text-align: center;">OPEN THE DOOR, CLOSE THE DOOR _____</p>	<p style="text-align: center;">COPY WRITING</p> <p style="text-align: center;">STROKES - CCCCC</p>



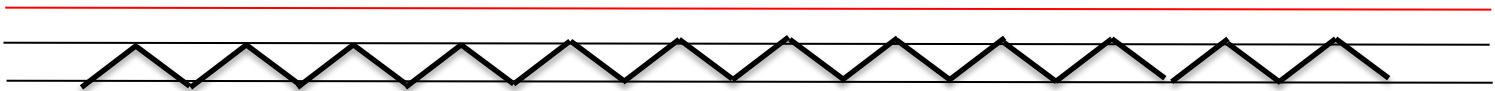


➤ Join the dots.



➤ Practice the given strokes.




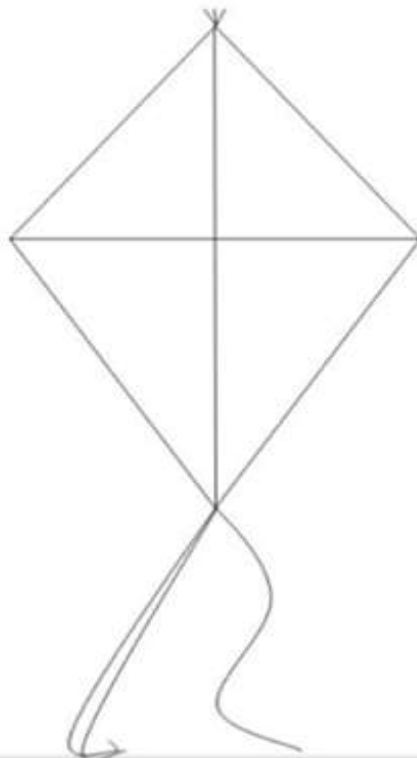

➤ Practice the given strokes.





# EVALUATION SHEET - 1

➤ Trace the strokes and colour the picture.







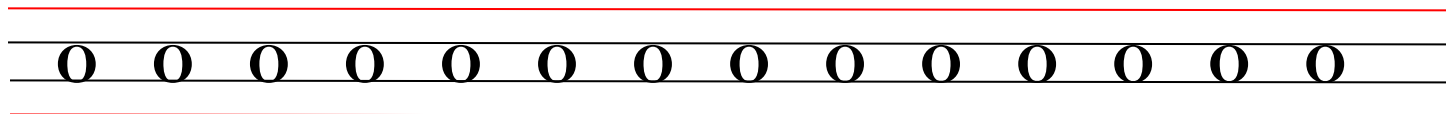
OFFICE OF THE BLOCK EDUCATION OFFICER AND BLOCK  
RESOURCE CO-ORDINATOR, NANJANGUD TALUK.

Class 2<sup>nd</sup> and 3<sup>rd</sup>

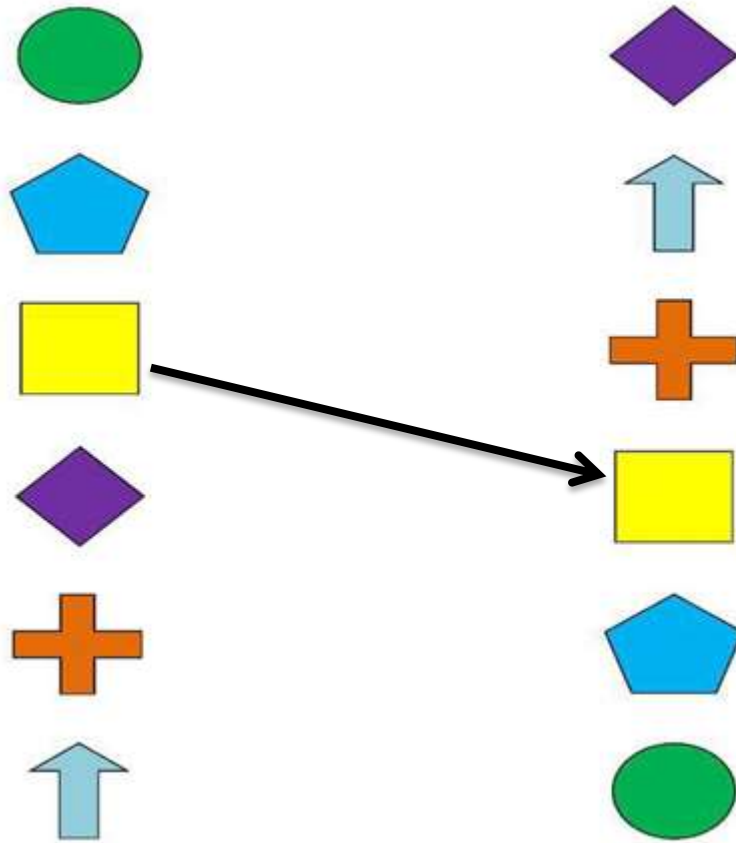
WORKSHEET – 2

ENGLISH


➤ Practice the given strokes.



➤ Match the shapes.



➤ Match the same objects.





# Practice the given strokes.

S S S S S S S S S S S S S S

J J J J J J J J J J J J J J

C C C C C C C C

# EVALUATION SHEET - 2

➤ Trace the strokes and colour the picture.

