

PHYSICS

PART - 1

CLASS XI

SYLLABUS (180 periods)

UNIT - 1 Nature of the Physical World and Measurement (7 periods)

Physics – scope and excitement – physics in relation to technology and society.

Forces in nature – gravitational, electromagnetic and nuclear forces (qualitative ideas)

Measurement – fundamental and derived units – length, mass and time measurements.

Accuracy and precision of measuring instruments, errors in measurement – significant figures.

Dimensions - dimensions of physical quantities - dimensional analysis – applications.

UNIT - 2 Kinematics (29 periods)

Motion in a straight line – position time graph – speed and velocity – uniform and non-uniform motion – uniformly accelerated motion – relations for uniformly accelerated motions.

Scalar and vector quantities – addition and subtraction of vectors, unit vector, resolution of vectors - rectangular components, multiplication of vectors – scalar, vector products.

Motion in two dimensions – projectile motion – types of projectile – horizontal and oblique projectile.

Force and inertia, Newton's first law of motion.

Momentum – Newton's second law of motion – unit of force – impulse.

Newton's third law of motion – law of conservation of linear momentum and its applications.

Equilibrium of concurrent forces – triangle law, parallelogram law and Lami's theorem – experimental proof.

Uniform circular motion – angular velocity – angular acceleration – relation between linear and angular velocities. Centripetal force – motion in a vertical circle – bending of cyclist – vehicle on level circular road – vehicle on banked road.

Work done by a constant force and a variable force – unit of work.

Energy – Kinetic energy, work – energy theorem – potential energy – power.

Collisions – Elastic and in-elastic collisions in one dimension.

UNIT – 3 Dynamics of Rotational Motion (14 periods)

Centre of a two particle system – generalization – applications – equilibrium of bodies, rigid body rotation and equations of rotational motion. Comparison of linear and rotational motions.

Moment of inertia and its physical significance – radius of gyration – Theorems with proof, Moment of inertia of a thin straight rod, circular ring, disc cylinder and sphere.

Moment of force, angular momentum. Torque – conservation of angular momentum.

UNIT – 4 Gravitation and Space Science (16 periods)

The universal law of gravitation; acceleration due to gravity and its variation with the altitude, latitude, depth and rotation of the Earth. – mass of the Earth. Inertial and gravitational mass.

Gravitational field strength – gravitational potential – gravitational potential energy near the surface of the Earth – escape velocity – orbital velocity – weightlessness – motion of satellite – rocket propulsion – launching a satellite – orbits and energy. Geo stationary and polar satellites – applications – fuels used in rockets – Indian satellite programme.

Solar system – Helio, Geo centric theory – Kepler's laws of planetary motion. Sun – nine planets – asteroids – comets – meteors – meteorites – size of the planets – mass of the planet – temperature and atmosphere.

Universe – stars – constellations – galaxies – Milky Way galaxy - origin of universe.

UNIT – 5 Mechanics of Solids and Fluids (18 periods)

States of matter- inter-atomic and inter-molecular forces.

Solids – elastic behaviour, stress – strain relationship, Hooke's law – experimental verification of Hooke's law – three types of moduli of elasticity – applications (crane, bridge).

Pressure due to a fluid column – Pascal's law and its applications (hydraulic lift and hydraulic brakes) – effect of gravity on fluid pressure.

Surface energy and surface tension, angle of contact – application of surface tension in (i) formation of drops and bubbles (ii) capillary rise (iii) action of detergents.

Viscosity – Stoke's law – terminal velocity, streamline flow – turbulent flow – Reynold's number – Bernoulli's theorem – applications – lift on an aeroplane wing.

UNIT – 6 Oscillations (12 periods)

Periodic motion – period, frequency, displacement as a function of time.

Simple harmonic motion – amplitude, frequency, phase – uniform circular motion as SHM.

Oscillations of a spring, liquid column and simple pendulum – derivation of expression for time period – restoring force – force constant. Energy in SHM. kinetic and potential energies – law of conservation of energy.

Free, forced and damped oscillations. Resonance.

UNIT – 7 Wave Motion (17 periods)

Wave motion- longitudinal and transverse waves – relation between v , n , λ .

Speed of wave motion in different media – Newton's formula – Laplace's correction.

Progressive wave – displacement equation –characteristics.

Superposition principle, Interference – intensity and sound level – beats, standing waves (mathematical treatment) – standing waves in strings and pipes – sonometer – resonance air column – fundamental mode and harmonics.

Doppler effect (quantitative idea) – applications.

UNIT – 8 Heat and Thermodynamics (17 periods)

Kinetic theory of gases – postulates – pressure of a gas – kinetic energy and temperature – degrees of freedom (mono atomic, diatomic and triatomic) – law of equipartition of energy – Avogadro's number.

Thermal equilibrium and temperature (zeroth law of thermodynamics) Heat, work and internal energy. Specific heat – specific

heat capacity of gases at constant volume and pressure. Relation between C_p and C_v .

First law of thermodynamics – work done by thermodynamical system – Reversible and irreversible processes – isothermal and adiabatic processes – Carnot engine – refrigerator - efficiency – second law of thermodynamics.

Transfer of heat – conduction, convection and radiation – Thermal conductivity of solids – black body radiation – Prevost's theory – Kirchoff's law – Wien's displacement law, Stefan's law (statements only). Newton's law of cooling – solar constant and surface temperature of the Sun-pyrheliometer.

UNIT – 9 Ray Optics (16 periods)

Reflection of light – reflection at plane and curved surfaces.

Total internal reflection and its applications – determination of velocity of light – Michelson's method.

Refraction – spherical lenses – thin lens formula, lens makers formula – magnification – power of a lens – combination of thin lenses in contact.

Refraction of light through a prism – dispersion – spectrometer – determination of μ – rainbow.

UNIT – 10 Magnetism (10 periods)

Earth's magnetic field and magnetic elements. Bar magnet - magnetic field lines

Magnetic field due to magnetic dipole (bar magnet) along the axis and perpendicular to the axis.

Torque on a magnetic dipole (bar magnet) in a uniform magnetic field.

Tangent law – Deflection magnetometer - Tan A and Tan B positions.

Magnetic properties of materials – Intensity of magnetisation, magnetic susceptibility, magnetic induction and permeability

Dia, Para and Ferromagnetic substances with examples.

Hysteresis.

EXPERIMENTS (12 × 2 = 24 periods)

1. To find the density of the material of a given wire with the help of a screw gauge and a physical balance.
2. Simple pendulum - To draw graphs between (i) L and T and (ii) L and T^2 and to decide which is better. Hence to determine the acceleration due to gravity.
3. Measure the mass and dimensions of (i) cylinder and (ii) solid sphere using the vernier calipers and physical balance. Calculate the moment of inertia.
4. To determine Young's modulus of the material of a given wire by using Searles' apparatus.
5. To find the spring constant of a spring by method of oscillations.
6. To determine the coefficient of viscosity by Poiseuille's flow method.
7. To determine the coefficient of viscosity of a given viscous liquid by measuring the terminal velocity of a given spherical body.
8. To determine the surface tension of water by capillary rise method.
9. To verify the laws of a stretched string using a sonometer.
10. To find the velocity of sound in air at room temperature using the resonance column apparatus.
11. To determine the focal length of a concave mirror
12. To map the magnetic field due to a bar magnet placed in the magnetic meridian with its (i) north pole pointing South and (ii) north pole pointing North and locate the null points.

CONTENTS

	Page No.
Mathematical Notes	1
1. Nature of the Physical World and Measurement	13
2. Kinematics	37
3. Dynamics of Rotational Motion	120
4. Gravitation and Space Science	149
5. Mechanics of Solids and Fluids	194
Annexure	237
Logarithmic and other tables	252

(Unit 6 to 10 continues in Volume II)

1. Nature of the Physical World and Measurement

The history of humans reveals that they have been making continuous and serious attempts to understand the world around them. The repetition of day and night, cycle of seasons, volcanoes, rainbows, eclipses and the starry night sky have always been a source of wonder and subject of thought. The inquiring mind of humans always tried to understand the natural phenomena by observing the environment carefully. This pursuit of understanding nature led us to today's modern science and technology.

1.1 Physics

The word science comes from a Latin word "scientia" which means 'to know'. Science is nothing but the knowledge gained through the systematic observations and experiments. Scientific methods include the systematic observations, reasoning, modelling and theoretical prediction. Science has many disciplines, physics being one of them. The word physics has its origin in a Greek word meaning 'nature'. Physics is the most basic science, which deals with the study of nature and natural phenomena. Understanding science begins with understanding physics. With every passing day, physics has brought to us deeper levels of understanding of nature.

Physics is an empirical study. Everything we know about physical world and about the principles that govern its behaviour has been learned through observations of the phenomena of nature. The ultimate test of any physical theory is its agreement with observations and measurements of physical phenomena. Thus physics is inherently a science of measurement.

1.1.1 Scope of Physics

The scope of physics can be understood if one looks at its various sub-disciplines such as mechanics, optics, heat and thermodynamics, electrodynamics, atomic physics, nuclear physics, etc.

Mechanics deals with motion of particles and general systems of particles. The working of telescopes, colours of thin films are the topics dealt in optics. Heat and thermodynamics deals with the pressure - volume changes that take place in a gas when its temperature changes, working of refrigerator, etc. The phenomena of charged particles and magnetic bodies are dealt in electrodynamics. The magnetic field around a current carrying conductor, propagation of radio waves etc. are the areas where electrodynamics provide an answer. Atomic and nuclear physics deals with the constitution and structure of matter, interaction of atoms and nuclei with electrons, photons and other elementary particles.

Foundation of physics enables us to appreciate and enjoy things and happenings around us. The laws of physics help us to understand and comprehend the cause-effect relationships in what we observe. This makes a complex problem to appear pretty simple.

Physics is exciting in many ways. To some, the excitement comes from the fact that certain basic concepts and laws can explain a range of phenomena. For some others, the thrill lies in carrying out new experiments to unravel the secrets of nature. Applied physics is even more interesting. Transforming laws and theories into useful applications require great ingenuity and persistent effort.

1.1.2 Physics, Technology and Society

Technology is the application of the doctrines in physics for practical purposes. The invention of steam engine had a great impact on human civilization. Till 1933, Rutherford did not believe that energy could be tapped from atoms. But in 1938, Hann and Meitner discovered neutron-induced fission reaction of uranium. This is the basis of nuclear weapons and nuclear reactors. The contribution of physics in the development of alternative resources of energy is significant. We are consuming the fossil fuels at such a very fast rate that there is an urgent need to discover new sources of energy which are cheap. Production of electricity from solar energy and geothermal energy is a reality now, but we have a long way to go. Another example of physics giving rise to technology is the integrated chip, popularly called as IC. The development of newer ICs and faster processors made the computer industry to grow leaps and bounds in the last two decades. Computers have become affordable now due to improved production techniques

and low production costs.

The legitimate purpose of technology is to serve people. Our society is becoming more and more science-oriented. We can become better members of society if we develop an understanding of the basic laws of physics.

1.2 Forces of nature

Sir Issac Newton was the first one to give an exact definition for force.

“Force is the external agency applied on a body to change its state of rest and motion”.

There are four basic forces in nature. They are gravitational force, electromagnetic force, strong nuclear force and weak nuclear force.

Gravitational force

It is the force between any two objects in the universe. It is an attractive force by virtue of their masses. By Newton’s law of gravitation, the gravitational force is directly proportional to the product of the masses and inversely proportional to the square of the distance between them. Gravitational force is the weakest force among the fundamental forces of nature but has the greatest large-scale impact on the universe. Unlike the other forces, gravity works universally on all matter and energy, and is universally attractive.

Electromagnetic force

It is the force between charged particles such as the force between two electrons, or the force between two current carrying wires. It is attractive for unlike charges and repulsive for like charges. The electromagnetic force obeys inverse square law. It is very strong compared to the gravitational force. It is the combination of electrostatic and magnetic forces.

Strong nuclear force

It is the strongest of all the basic forces of nature. It, however, has the shortest range, of the order of 10^{-15} m. This force holds the protons and neutrons together in the nucleus of an atom.

Weak nuclear force

Weak nuclear force is important in certain types of nuclear process such as β -decay. This force is not as weak as the gravitational force.

1.3 Measurement

Physics can also be defined as the branch of science dealing with the study of properties of materials. To understand the properties of materials, measurement of physical quantities such as length, mass, time etc., are involved. The uniqueness of physics lies in the measurement of these physical quantities.

1.3.1 Fundamental quantities and derived quantities

Physical quantities can be classified into two namely, fundamental quantities and derived quantities. *Fundamental quantities are quantities which cannot be expressed in terms of any other physical quantity.* For example, quantities like length, mass, time, temperature are fundamental quantities. *Quantities that can be expressed in terms of fundamental quantities are called derived quantities.* Area, volume, density etc. are examples for derived quantities.

1.3.2 Unit

To measure a quantity, we always compare it with some reference standard. To say that a rope is 10 metres long is to say that it is 10 times as long as an object whose length is defined as 1 metre. Such a standard is called a unit of the quantity.

Therefore, *unit of a physical quantity is defined as the established standard used for comparison of the given physical quantity.*

The units in which the fundamental quantities are measured are called fundamental units and the units used to measure derived quantities are called derived units.

1.3.3 System International de Units (SI system of units)

In earlier days, many system of units were followed to measure physical quantities. The British system of foot–pound–second or fps system, the Gaussian system of centimetre – gram – second or cgs system, the metre–kilogram – second or the mks system were the three

systems commonly followed. To bring uniformity, the General Conference on Weights and Measures in the year 1960, accepted the SI system of units. This system is essentially a modification over mks system and is, therefore rationalised mksA (metre kilogram second ampere) system. This rationalisation was essential to obtain the units of all the physical quantities in physics.

In the SI system of units there are seven fundamental quantities and two supplementary quantities. They are presented in Table 1.1.

Table 1.1 SI system of units

Physical quantity	Unit	Symbol
Fundamental quantities		
Length	metre	m
Mass	kilogram	kg
Time	second	s
Electric current	ampere	A
Temperature	kelvin	K
Luminous intensity	candela	cd
Amount of substance	mole	mol
Supplementary quantities		
Plane angle	radian	rad
Solid angle	steradian	sr

1.3.4 Uniqueness of SI system

The SI system is logically far superior to all other systems. The SI units have certain special features which make them more convenient in practice. Permanence and reproducibility are the two important characteristics of any unit standard. The SI standards do not vary with time as they are based on the properties of atoms. Further *SI system of units are coherent system of units, in which the units of derived quantities are obtained as multiples or submultiples of certain basic units.* Table 1.2 lists some of the derived quantities and their units.

Table 1.2 Derived quantities and their units

Physical Quantity	Expression	Unit
Area	length × breadth	m ²
Volume	area × height	m ³
Velocity	displacement / time	m s ⁻¹
Acceleration	velocity / time	m s ⁻²
Angular velocity	angular displacement / time	rad s ⁻¹
Angular acceleration	angular velocity / time	rad s ⁻²
Density	mass / volume	kg m ⁻³
Momentum	mass × velocity	kg m s ⁻¹
Moment of inertia	mass × (distance) ²	kg m ²
Force	mass × acceleration	kg m s ⁻² or N
Pressure	force / area	N m ⁻² or Pa
Energy (work)	force × distance	N m or J
Impulse	force × time	N s
Surface tension	force / length	N m ⁻¹
Moment of force (torque)	force × distance	N m
Electric charge	current × time	A s
Current density	current / area	A m ⁻²
Magnetic induction	force / (current × length)	N A ⁻¹ m ⁻¹

1.3.5 SI standards

Length

Length is defined as the distance between two points. The SI unit of length is metre.

One standard metre is equal to 1 650 763.73 wavelengths of the orange – red light emitted by the individual atoms of krypton – 86 in a krypton discharge lamp.

Mass

Mass is the quantity of matter contained in a body. It is independent of temperature and pressure. It does not vary from place

to place. The SI unit of mass is kilogram.

The kilogram is equal to the mass of the international prototype of the kilogram (a platinum – iridium alloy cylinder) kept at the International Bureau of Weights and Measures at Sevres, near Paris, France.

An atomic standard of mass has not yet been adopted because it is not yet possible to measure masses on an atomic scale with as much precision as on a macroscopic scale.

Time

Until 1960 the standard of time was based on the mean solar day, the time interval between successive passages of the sun at its highest point across the meridian. It is averaged over an year. In 1967, an atomic standard was adopted for second, the SI unit of time.

One standard second is defined as the time taken for 9 192 631 770 periods of the radiation corresponding to unperturbed transition between hyperfine levels of the ground state of cesium – 133 atom. Atomic clocks are based on this. In atomic clocks, an error of one second occurs only in 5000 years.

Ampere

The ampere is the constant current which, flowing through two straight parallel infinitely long conductors of negligible cross-section, and placed in vacuum 1 m apart, would produce between the conductors a force of 2×10^{-7} newton per unit length of the conductors.

Kelvin

The Kelvin is the fraction of $\frac{1}{273.16}$ of the thermodynamic temperature of the triple point of water.*

Candela

The candela is the luminous intensity in a given direction due to a

** Triple point of water is the temperature at which saturated water vapour, pure water and melting ice are all in equilibrium. The triple point temperature of water is 273.16 K.*

source, which emits monochromatic radiation of frequency 540×10^{12} Hz and of which the radiant intensity in that direction is $\frac{1}{683}$ watt per steradian.

Mole

The mole is the amount of substance which contains as many elementary entities as there are atoms in 0.012 kg of carbon-12.

1.3.6 Rules and conventions for writing SI units and their symbols

1. The units named after scientists are not written with a capital initial letter.

For example : newton, henry, watt

2. The symbols of the units named after scientist should be written by a capital letter.

For example : N for newton, H for henry, W for watt

3. Small letters are used as symbols for units not derived from a proper name.

For example : m for metre, kg for kilogram

4. No full stop or other punctuation marks should be used within or at the end of symbols.

For example : 50 m and not as 50 m.

5. The symbols of the units do not take plural form.

For example : 10 kg not as 10 kgs

6. When temperature is expressed in kelvin, the degree sign is omitted.

For example : 273 K not as 273° K

(If expressed in Celsius scale, degree sign is to be included. For example 100° C and not 100 C)

7. Use of solidus is recommended only for indicating a division of one letter unit symbol by another unit symbol. Not more than one solidus is used.

For example : m s^{-1} or m / s, J / K mol or $\text{J K}^{-1} \text{mol}^{-1}$ but not J / K / mol.

8. Some space is always to be left between the number and the symbol of the unit and also between the symbols for compound units such as force, momentum, etc.

For example, it is not correct to write 2.3m. The correct representation is 2.3 m; kg m s^{-2} and not as kgms^{-2} .

9. Only accepted symbols should be used.

For example : ampere is represented as A and not as amp. or am ; second is represented as s and not as sec.

10. Numerical value of any physical quantity should be expressed in scientific notation.

For an example, density of mercury is $1.36 \times 10^4 \text{ kg m}^{-3}$ and not as 13600 kg m^{-3} .

1.4 Expressing larger and smaller physical quantities

Once the fundamental units are defined, it is easier to express larger and smaller units of the same physical quantity. In the metric (SI) system these are related to the fundamental unit in multiples of 10 or 1/10. Thus 1 km is 1000 m and 1 mm is 1/1000 metre. Table 1.3 lists the standard SI prefixes, their meanings and abbreviations.

In order to measure very large distances, the following units are used.

(i) Light year

Light year is the distance travelled by light in one year in vacuum.

Table 1.3 Prefixes for power of ten

Power of ten	Prefix	Abbreviation
10^{-15}	femto	f
10^{-12}	pico	p
10^{-9}	nano	n
10^{-6}	micro	μ
10^{-3}	milli	m
10^{-2}	centi	c
10^{-1}	deci	d
10^1	deca	da
10^2	hecto	h
10^3	kilo	k
10^6	mega	M
10^9	giga	G
10^{12}	tera	T
10^{15}	peta	P

Distance travelled = velocity of light \times 1 year

$$\begin{aligned}\therefore 1 \text{ light year} &= 3 \times 10^8 \text{ m s}^{-1} \times 1 \text{ year (in seconds)} \\ &= 3 \times 10^8 \times 365.25 \times 24 \times 60 \times 60 \\ &= 9.467 \times 10^{15} \text{ m} \\ 1 \text{ light year} &= 9.467 \times 10^{15} \text{ m}\end{aligned}$$

(ii) Astronomical unit

Astronomical unit is the mean distance of the centre of the Sun from the centre of the Earth.

$$1 \text{ Astronomical unit (AU)} = 1.496 \times 10^{11} \text{ m}$$

1.5 Determination of distance

For measuring large distances such as the distance of moon or a planet from the Earth, special methods are adopted. Radio-echo method, laser pulse method and parallax method are used to determine very large distances.

Laser pulse method

The distance of moon from the Earth can be determined using laser pulses. The laser pulses are beamed towards the moon from a powerful transmitter. These pulses are reflected back from the surface of the moon. The time interval between sending and receiving of the signal is determined very accurately.

If t is the time interval and c the velocity of the laser pulses, then the distance of the moon from the Earth is $d = \frac{ct}{2}$.

1.6 Determination of mass

The conventional method of finding the mass of a body in the laboratory is by physical balance. The mass can be determined to an accuracy of 1 mg. Now-a-days, digital balances are used to find the mass very accurately. The advantage of digital balance is that the mass of the object is determined at once.

1.7 Measurement of time

We need a clock to measure any time interval. Atomic clocks provide better standard for time. Some techniques to measure time interval are given below.

Quartz clocks

The *piezo-electric property** of a crystal is the principle of quartz clock. These clocks have an accuracy of one second in every 10^9 seconds.

Atomic clocks

These clocks make use of periodic vibration taking place within the atom. Atomic clocks have an accuracy of 1 part in 10^{13} seconds.

1.8 Accuracy and precision of measuring instruments

All measurements are made with the help of instruments. The accuracy to which a measurement is made depends on several factors. For example, if length is measured using a metre scale which has graduations at 1 mm interval then all readings are good only upto this value. *The error in the use of any instrument is normally taken to be half of the smallest division on the scale of the instrument. Such an error is called instrumental error.* In the case of a metre scale, this error is about 0.5 mm.

Physical quantities obtained from experimental observation always have some uncertainty. Measurements can never be made with absolute precision. Precision of a number is often indicated by following it with \pm symbol and a second number indicating the maximum error likely.

For example, if the length of a steel rod = 56.47 ± 3 mm then the true length is unlikely to be less than 56.44 mm or greater than 56.50 mm. *If the error in the measured value is expressed in fraction, it is called fractional error and if expressed in percentage it is called percentage error.* For example, a resistor labelled “470 Ω , 10%” probably has a true resistance differing not more than 10% from 470 Ω . So the true value lies between 423 Ω and 517 Ω .

1.8.1 Significant figures

The digits which tell us the number of units we are reasonably sure of having counted in making a measurement are called significant figures. Or in other words, *the number of meaningful digits in a number is called the number of significant figures. A choice of change of different units does not change the number of significant digits or figures in a measurement.*

* When pressure is applied along a particular axis of a crystal, an electric potential difference is developed in a perpendicular axis.

For example, 2.868 cm has four significant figures. But in different units, the same can be written as 0.02868 m or 28.68 mm or 28680 μm . All these numbers have the same four significant figures.

From the above example, we have the following rules.

- i) All the non-zero digits in a number are significant.
- ii) All the zeroes between two non-zeroes digits are significant, irrespective of the decimal point.
- iii) If the number is less than 1, the zeroes on the right of decimal point but to the left of the first non-zero digit are not significant. (In 0.02868 the underlined zeroes are not significant).
- iv) The zeroes at the end without a decimal point are not significant. (In 23080 μm , the trailing zero is not significant).
- v) The trailing zeroes in a number with a decimal point are significant. (The number 0.07100 has four significant digits).

Examples

- i) 30700 has three significant figures.
- ii) 132.73 has five significant figures.
- iii) 0.00345 has three and
- iv) 40.00 has four significant figures.

1.8.2 Rounding off

Calculators are widely used now-a-days to do the calculations. The result given by a calculator has too many figures. In no case the result should have more significant figures than the figures involved in the data used for calculation. The result of calculation with number containing more than one uncertain digit, should be rounded off. The technique of rounding off is followed in applied areas of science.

A number 1.876 rounded off to three significant digits is 1.88 while the number 1.872 would be 1.87. The rule is that if the insignificant digit (underlined) is more than 5, the preceding digit is raised by 1, and is left unchanged if the former is less than 5.

If the number is 2.845, the insignificant digit is 5. In this case, the convention is that if the preceding digit is even, the insignificant digit is simply dropped and, if it is odd, the preceding digit is raised by 1. Following this, 2.845 is rounded off to 2.84 where as 2.815 is rounded off to 2.82.

Examples

1. Add 17.35 kg, 25.8 kg and 9.423 kg.

Of the three measurements given, 25.8 kg is the least accurately known.

$$\therefore 17.35 + 25.8 + 9.423 = 52.573 \text{ kg}$$

Correct to three significant figures, 52.573 kg is written as 52.6 kg

2. Multiply 3.8 and 0.125 with due regard to significant figures.

$$3.8 \times 0.125 = 0.475$$

The least number of significant figure in the given quantities is 2. Therefore the result should have only two significant figures.

$$\therefore 3.8 \times 0.125 = 0.475 = 0.48$$

1.8.3 Errors in Measurement

The uncertainty in the measurement of a physical quantity is called error. It is the difference between the true value and the measured value of the physical quantity. Errors may be classified into many categories.

(i) Constant errors

It is the same error repeated every time in a series of observations. Constant error is due to faulty calibration of the scale in the measuring instrument. In order to minimise constant error, measurements are made by different possible methods and the mean value so obtained is regarded as the true value.

(ii) Systematic errors

These are errors which occur due to a certain pattern or system. These errors can be minimised by identifying the source of error. Instrumental errors, personal errors due to individual traits and errors due to external sources are some of the systematic errors.

(iii) Gross errors

Gross errors arise due to one or more than one of the following reasons.

(1) Improper setting of the instrument.

- (2) Wrong recordings of the observation.
- (3) Not taking into account sources of error and precautions.
- (4) Usage of wrong values in the calculation.

Gross errors can be minimised only if the observer is very careful in his observations and sincere in his approach.

(iv) Random errors

It is very common that repeated measurements of a quantity give values which are slightly different from each other. *These errors have no set pattern and occur in a random manner.* Hence they are called random errors. They can be minimised by repeating the measurements many times and taking the arithmetic mean of all the values as the correct reading.

The most common way of expressing an error is percentage error. If the accuracy in measuring a quantity x is Δx , then the percentage error in x is given by $\frac{\Delta x}{x} \times 100 \%$.

1.9 Dimensional Analysis

Dimensions of a physical quantity are the powers to which the fundamental quantities must be raised.

$$\begin{aligned}
 \text{We know that velocity} &= \frac{\text{displacement}}{\text{time}} \\
 &= \frac{[L]}{[T]} \\
 &= [M^0L^1T^{-1}]
 \end{aligned}$$

where [M], [L] and [T] are the dimensions of the fundamental quantities mass, length and time respectively.

Therefore velocity has zero dimension in mass, one dimension in length and -1 dimension in time. Thus the dimensional formula for velocity is $[M^0L^1T^{-1}]$ or simply $[LT^{-1}]$. The dimensions of fundamental quantities are given in Table 1.4 and the dimensions of some derived quantities are given in Table 1.5

Table 1.4 Dimensions of fundamental quantities

Fundamental quantity	Dimension
Length	L
Mass	M
Time	T
Temperature	K
Electric current	A
Luminous intensity	cd
Amount of substance	mol

Table 1.5 Dimensional formulae of some derived quantities

Physical quantity	Expression	Dimensional formula
Area	length × breadth	[L ²]
Density	mass / volume	[ML ⁻³]
Acceleration	velocity / time	[LT ⁻²]
Momentum	mass × velocity	[MLT ⁻¹]
Force	mass × acceleration	[MLT ⁻²]
Work	force × distance	[ML ² T ⁻²]
Power	work / time	[ML ² T ⁻³]
Energy	work	[ML ² T ⁻²]
Impulse	force × time	[MLT ⁻¹]
Radius of gyration	distance	[L]
Pressure	force / area	[ML ⁻¹ T ⁻²]
Surface tension	force / length	[MT ⁻²]
Frequency	1 / time period	[T ⁻¹]
Tension	force	[MLT ⁻²]
Moment of force (or torque)	force × distance	[ML ² T ⁻²]
Angular velocity	angular displacement / time	[T ⁻¹]
Stress	force / area	[ML ⁻¹ T ⁻²]
Heat	energy	[ML ² T ⁻²]
Heat capacity	heat energy/ temperature	[ML ² T ⁻² K ⁻¹]
Charge	current × time	[AT]
Faraday constant	Avogadro constant × elementary charge	[AT mol ⁻¹]
Magnetic induction	force / (current × length)	[MT ⁻² A ⁻¹]

Dimensional quantities

Constants which possess dimensions are called dimensional constants. Planck's constant, universal gravitational constant are dimensional constants.

Dimensional variables are those physical quantities which possess dimensions but do not have a fixed value. Example – velocity, force, etc.

Dimensionless quantities

There are certain quantities which do not possess dimensions. They are called dimensionless quantities. Examples are strain, angle, specific gravity, etc. They are dimensionless as they are the ratio of two quantities having the same dimensional formula.

Principle of homogeneity of dimensions

An equation is dimensionally correct if the dimensions of the various terms on either side of the equation are the same. This is called the principle of homogeneity of dimensions. This principle is based on the fact that two quantities of the same dimension only can be added up, the resulting quantity also possessing the same dimension.

The equation $A + B = C$ is valid only if the dimensions of A, B and C are the same.

1.9.1 Uses of dimensional analysis

The method of dimensional analysis is used to

- (i) convert a physical quantity from one system of units to another.
- (ii) check the dimensional correctness of a given equation.
- (iii) establish a relationship between different physical quantities in an equation.

(i) To convert a physical quantity from one system of units to another

Given the value of G in cgs system is $6.67 \times 10^{-8} \text{ dyne cm}^2 \text{ g}^{-2}$. Calculate its value in SI units.

In cgs system	In SI system
$G_{\text{cgs}} = 6.67 \times 10^{-8}$	$G = ?$
$M_1 = 1 \text{ g}$	$M_2 = 1 \text{ kg}$
$L_1 = 1 \text{ cm}$	$L_2 = 1 \text{ m}$
$T_1 = 1 \text{ s}$	$T_2 = 1 \text{ s}$

The dimensional formula for gravitational constant is $[M^{-1}L^3T^{-2}]$.

In cgs system, dimensional formula for G is $[M_1^x L_1^y T_1^z]$

In SI system, dimensional formula for G is $[M_2^x L_2^y T_2^z]$

Here $x = -1$, $y = 3$, $z = -2$

$$\therefore G[M_2^x L_2^y T_2^z] = G_{cgs} [M_1^x L_1^y T_1^z]$$

$$\begin{aligned} \text{or } G &= G_{cgs} \left[\frac{M_1}{M_2} \right]^x \left[\frac{L_1}{L_2} \right]^y \left[\frac{T_1}{T_2} \right]^z \\ &= 6.67 \times 10^{-8} \left[\frac{1 \text{ g}}{1 \text{ kg}} \right]^{-1} \left[\frac{1 \text{ cm}}{1 \text{ m}} \right]^3 \left[\frac{1 \text{ s}}{1 \text{ s}} \right]^{-2} \\ &= 6.67 \times 10^{-8} \left[\frac{1 \text{ g}}{1000 \text{ g}} \right]^{-1} \left[\frac{1 \text{ cm}}{100 \text{ cm}} \right]^3 [1]^{-2} \\ &= 6.67 \times 10^{-11} \\ \therefore \text{ In SI units,} \\ G &= 6.67 \times 10^{-11} \text{ N m}^2 \text{ kg}^{-2} \end{aligned}$$

(ii) To check the dimensional correctness of a given equation

Let us take the equation of motion

$$s = ut + (\frac{1}{2})at^2$$

Applying dimensions on both sides,

$$[L] = [LT^{-1}] [T] + [LT^{-2}] [T^2]$$

($\frac{1}{2}$ is a constant having no dimension)

$$[L] = [L] + [L]$$

As the dimensions on both sides are the same, the equation is dimensionally correct.

(iii) To establish a relationship between the physical quantities in an equation

Let us find an expression for the time period T of a simple pendulum. The time period T may depend upon (i) mass m of the bob (ii) length l of the pendulum and (iii) acceleration due to gravity g at the place where the pendulum is suspended.

$$\begin{aligned} \text{(i.e)} \quad T &\propto m^x l^y g^z \\ \text{or} \quad T &= k m^x l^y g^z \end{aligned} \quad \dots(1)$$

where k is a dimensionless constant of proportionality. Rewriting equation (1) with dimensions,

$$\begin{aligned} [T^1] &= [M^x] [L^y] [LT^{-2}]^z \\ [T^1] &= [M^x L^y T^{-2z}] \end{aligned}$$

Comparing the powers of M, L and T on both sides

$$x = 0, \quad y + z = 0 \quad \text{and} \quad -2z = 1$$

Solving for x , y and z , $x = 0$, $y = \frac{1}{2}$ and $z = -\frac{1}{2}$

From equation (1), $T = k m^0 l^{\frac{1}{2}} g^{-\frac{1}{2}}$

$$T = k \left[\frac{l}{g} \right]^{1/2} = k \sqrt{\frac{l}{g}}$$

Experimentally the value of k is determined to be 2π .

$$\therefore T = 2\pi \sqrt{\frac{l}{g}}$$

1.9.2 Limitations of Dimensional Analysis

(i) The value of dimensionless constants cannot be determined by this method.

(ii) This method cannot be applied to equations involving exponential and trigonometric functions.

(iii) It cannot be applied to an equation involving more than three physical quantities.

(iv) It can check only whether a physical relation is dimensionally correct or not. It cannot tell whether the relation is absolutely correct

or not. For example applying this technique $s = ut + \frac{1}{4}at^2$ is dimensionally correct whereas the correct relation is $s = ut + \frac{1}{2}at^2$.

Solved Problems

- 1.1 A laser signal is beamed towards a distant planet from the Earth and its reflection is received after seven minutes. If the distance between the planet and the Earth is 6.3×10^{10} m, calculate the velocity of the signal.

Data : $d = 6.3 \times 10^{10}$ m, $t = 7$ minutes = $7 \times 60 = 420$ s

Solution : If d is the distance of the planet, then total distance travelled by the signal is $2d$.

$$\therefore \text{velocity} = \frac{2d}{t} = \frac{2 \times 6.3 \times 10^{10}}{420} = 3 \times 10^8 \text{ m s}^{-1}$$

- 1.2 A goldsmith put a ruby in a box weighing 1.2 kg. Find the total mass of the box and ruby applying principle of significant figures. The mass of the ruby is 5.42 g.

Data : Mass of box = 1.2 kg

$$\text{Mass of ruby} = 5.42 \text{ g} = 5.42 \times 10^{-3} \text{ kg} = 0.00542 \text{ kg}$$

Solution: Total mass = mass of box + mass of ruby
 $= 1.2 + 0.00542 = 1.20542 \text{ kg}$

After rounding off, total mass = 1.2 kg

- 1.3 Check whether the equation $\lambda = \frac{h}{mv}$ is dimensionally correct (λ - wavelength, h - Planck's constant, m - mass, v - velocity).

Solution: Dimension of Planck's constant h is $[ML^2 T^{-1}]$

Dimension of λ is $[L]$

Dimension of m is $[M]$

Dimension of v is $[LT^{-1}]$

Rewriting $\lambda = \frac{h}{mv}$ using dimension

$$[L] = \frac{[ML^2 T^{-1}]}{[M][LT^{-1}]}$$

$$[L] = [L]$$

As the dimensions on both sides of the equation are same, the given equation is dimensionally correct.

- 1.4 Multiply 2.2 and 0.225. Give the answer correct to significant figures.

Solution : $2.2 \times 0.225 = 0.495$

Since the least number of significant figure in the given data is 2, the result should also have only two significant figures.

$$\therefore 2.2 \times 0.225 = 0.50$$

- 1.5 Convert 76 cm of mercury pressure into $N\ m^{-2}$ using the method of dimensions.

Solution : In cgs system, 76 cm of mercury

$$\text{pressure} = 76 \times 13.6 \times 980\ \text{dyne}\ \text{cm}^{-2}$$

Let this be P_1 . Therefore $P_1 = 76 \times 13.6 \times 980\ \text{dyne}\ \text{cm}^{-2}$

In cgs system, the dimension of pressure is $[M_1^a L_1^b T_1^c]$

Dimension of pressure is $[ML^{-1} T^{-2}]$. Comparing this with $[M_2^a L_2^b T_2^c]$ we have $a = 1$, $b = -1$ and $c = -2$.

$$\therefore \text{Pressure in SI system } P_2 = P_1 \left[\frac{M_1}{M_2} \right]^a \left[\frac{L_1}{L_2} \right]^b \left[\frac{T_1}{T_2} \right]^c$$

$$\text{ie } P_2 = 76 \times 13.6 \times 980 \left[\frac{10^{-3}\ \text{kg}}{1\ \text{kg}} \right]^1 \left[\frac{10^{-2}\ \text{m}}{1\ \text{m}} \right]^{-1} \left[\frac{1\ \text{s}}{1\ \text{s}} \right]^{-2}$$

$$= 76 \times 13.6 \times 980 \times 10^{-3} \times 10^2$$

$$= 101292.8\ \text{N}\ \text{m}^{-2}$$

$$P_2 = 1.01 \times 10^5\ \text{N}\ \text{m}^{-2}$$

Self evaluation

(The questions and problems given in this self evaluation are only samples. In the same way any question and problem could be framed from the text matter. Students must be prepared to answer any question and problem from the text matter, not only from the self evaluation.)

- 1.1 Which of the following are equivalent?
(a) 6400 km and 6.4×10^8 cm (b) 2×10^4 cm and 2×10^6 mm
(c) 800 m and 80×10^2 m (d) 100 μm and 1 mm
- 1.2 Red light has a wavelength of 7000 Å. In μm it is
(a) 0.7 μm (b) 7 μm
(c) 70 μm (d) 0.07 μm
- 1.3 A speck of dust weighs 1.6×10^{-10} kg. How many such particles would weigh 1.6 kg?
(a) 10^{-10} (b) 10^{10}
(c) 10 (d) 10^{-1}
- 1.4 The force acting on a particle is found to be proportional to velocity. The constant of proportionality is measured in terms of
(a) kg s^{-1} (b) kg s
(c) kg m s^{-1} (d) kg m s^{-2}
- 1.5 The number of significant digits in 0.0006032 is
(a) 8 (b) 7
(c) 4 (d) 2
- 1.6 The length of a body is measured as 3.51 m. If the accuracy is 0.01 m, then the percentage error in the measurement is
(a) 351 % (b) 1 %
(c) 0.28 % (d) 0.035 %
- 1.7 The dimensional formula for gravitational constant is
(a) $M^1 L^3 T^{-2}$ (b) $M^{-1} L^3 T^{-2}$
(c) $M^{-1} L^{-3} T^{-2}$ (d) $M^1 L^{-3} T^2$

- 1.8 The velocity of a body is expressed as $v = (x/t) + yt$. The dimensional formula for x is
- (a) ML^0T^0 (b) M^0LT^0
(c) M^0L^0T (d) MLT^0
- 1.9 The dimensional formula for Planck's constant is
- (a) MLT (b) ML^3T^2
(c) ML^0T^4 (d) ML^2T^{-1}
- 1.10 _____ have the same dimensional formula
- (a) Force and momentum (b) Stress and strain
(c) Density and linear density (d) Work and potential energy
- 1.11 What is the role of Physics in technology?
- 1.12 Write a note on the basic forces in nature.
- 1.13 Distinguish between fundamental units and derived units.
- 1.14 Give the SI standard for (i) length (ii) mass and (iii) time.
- 1.15 Why SI system is considered superior to other systems?
- 1.16 Give the rules and conventions followed while writing SI units.
- 1.17 What is the need for measurement of physical quantities?
- 1.18 You are given a wire and a metre scale. How will you estimate the diameter of the wire?
- 1.19 Name four units to measure extremely small distances.
- 1.20 What are random errors? How can we minimise these errors?
- 1.21 Show that $\frac{1}{2}gt^2$ has the same dimensions of distance.
- 1.22 What are the limitations of dimensional analysis?
- 1.23 What are the uses of dimensional analysis? Explain with one example.

Problems

- 1.24 How many astronomical units are there in 1 metre?

- 1.25 If mass of an electron is 9.11×10^{-31} kg how many electrons would weigh 1 kg?
- 1.26 In a submarine fitted with a SONAR, the time delay between generation of a signal and reception of its echo after reflection from an enemy ship is observed to be 73.0 seconds. If the speed of sound in water is 1450 m s^{-1} , then calculate the distance of the enemy ship.
- 1.27 State the number of significant figures in the following:
 (i) 600900 (ii) 5212.0 (iii) 6.320 (iv) 0.0631 (v) 2.64×10^{24}
- 1.28 Find the value of π^2 correct to significant figures, if $\pi = 3.14$.
- 1.29 5.74 g of a substance occupies a volume of 1.2 cm^3 . Calculate its density applying the principle of significant figures.
- 1.30 The length, breadth and thickness of a rectangular plate are 4.234 m, 1.005 m and 2.01 cm respectively. Find the total area and volume of the plate to correct significant figures.
- 1.31 The length of a rod is measured as 25.0 cm using a scale having an accuracy of 0.1 cm. Determine the percentage error in length.
- 1.32 Obtain by dimensional analysis an expression for the surface tension of a liquid rising in a capillary tube. Assume that the surface tension T depends on mass m of the liquid, pressure P of the liquid and radius r of the capillary tube (Take the constant $k = \frac{1}{2}$).
- 1.33 The force F acting on a body moving in a circular path depends on mass m of the body, velocity v and radius r of the circular path. Obtain an expression for the force by dimensional analysis (Take the value of $k = 1$).
- 1.34 Check the correctness of the following equation by dimensional analysis
- (i) $F = \frac{mv^2}{r^2}$ where F is force, m is mass, v is velocity and r is radius
- (ii) $n = \frac{1}{2\pi} \sqrt{\frac{g}{l}}$ where n is frequency, g is acceleration due to gravity and l is length.

(iii) $\frac{1}{2} mv^2 = mgh$ where m is mass, v is velocity, g is acceleration due to gravity and h is height.

1.35 Convert using dimensional analysis

(i) $\frac{18}{5}$ kmph into $m s^{-1}$

(ii) $\frac{5}{18}$ $m s^{-1}$ into kmph

(iii) $13.6 g cm^{-3}$ into $kg m^{-3}$

Answers

1.1 (a) **1.2** (a) **1.3** (b) **1.4** (a)

1.5 (c) **1.6** (c) **1.7** (b) **1.8** (b)

1.9 (d) **1.10** (d)

1.24 6.68×10^{-12} AU **1.25** 1.097×10^{30}

1.26 52.925 km **1.27** 4, 5, 4, 3, 3

1.28 9.86 **1.29** $4.8 g cm^{-3}$

1.30 $4.255 m^2$, $0.0855 m^3$ **1.31** 0.4 %

1.32 $T = \frac{Pr}{2}$ **1.33** $F = \frac{mv^2}{r}$

1.34 wrong, correct, wrong

1.35 $1 m s^{-1}$, 1 kmph, $1.36 \times 10^4 kg m^{-3}$

2. Kinematics

Mechanics is one of the oldest branches of physics. It deals with the study of particles or bodies when they are at rest or in motion. Modern research and development in the spacecraft design, its automatic control, engine performance, electrical machines are highly dependent upon the basic principles of mechanics. *Mechanics* can be divided into *statics* and *dynamics*.

Statics is the study of objects at rest; this requires the idea of forces in equilibrium.

Dynamics is the study of moving objects. It comes from the Greek word *dynamis* which means power. *Dynamics* is further subdivided into *kinematics* and *kinetics*.

Kinematics is the study of the relationship between displacement, velocity, acceleration and time of a given motion, without considering the forces that cause the motion.

Kinetics deals with the relationship between the motion of bodies and forces acting on them.

We shall now discuss the various fundamental definitions in kinematics.

Particle

A particle is ideally just a piece or a quantity of matter, having practically no linear dimensions but only a position.

Rest and Motion

When a body does not change its position with respect to time, then it is said to be at rest.

Motion is the change of position of an object with respect to time. To study the motion of the object, one has to study the change in position (x, y, z coordinates) of the object with respect to the surroundings. It may be noted that the position of the object changes even due to the change in one, two or all the three coordinates of the position of the

objects with respect to time. Thus motion can be classified into three types :

(i) Motion in one dimension

Motion of an object is said to be one dimensional, if only one of the three coordinates specifying the position of the object changes with respect to time. Example : An ant moving in a straight line, running athlete, etc.

(ii) Motion in two dimensions

In this type, the motion is represented by any two of the three coordinates. Example : a body moving in a plane.

(iii) Motion in three dimensions

Motion of a body is said to be three dimensional, if all the three coordinates of the position of the body change with respect to time.

Examples : motion of a flying bird, motion of a kite in the sky, motion of a molecule, etc.

2.1 Motion in one dimension (rectilinear motion)

The motion along a straight line is known as rectilinear motion. The important parameters required to study the motion along a straight line are position, displacement, velocity, and acceleration.

2.1.1 Position, displacement and distance travelled by the particle

The motion of a particle can be described if its position is known continuously with respect to time.

The total length of the path is the distance travelled by the particle and the shortest distance between the initial and final position of the particle is the displacement.

The distance travelled by a particle, however, is different from its displacement from the origin. For example, if the particle moves from a point O to position P₁ and then to

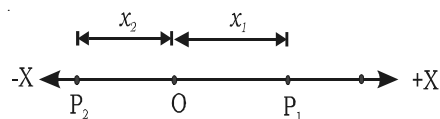


Fig 2.1 Distance and displacement

position P_2 , its displacement at the position P_2 is $-x_2$ from the origin but, the distance travelled by the particle is $x_1+x_1+x_2 = (2x_1+x_2)$ (Fig 2.1).

The distance travelled is a scalar quantity and the displacement is a vector quantity.

2.1.2 Speed and velocity

Speed

It is the distance travelled in unit time. It is a scalar quantity.

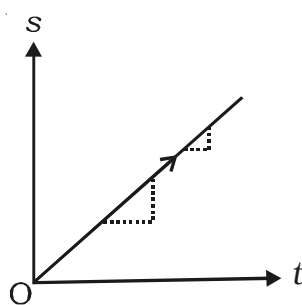
Velocity

The velocity of a particle is defined as the rate of change of displacement of the particle. It is also defined as the speed of the particle in a given direction. The velocity is a vector quantity. It has both magnitude and direction.

$$\text{Velocity} = \frac{\text{displacement}}{\text{time taken}}$$

Its unit is m s^{-1} and its dimensional formula is LT^{-1} .

Uniform velocity



A particle is said to move with uniform velocity if it moves along a fixed direction and covers equal displacements in equal intervals of time, however small these intervals of time may be.

In a displacement - time graph, (Fig. 2.2) the slope is constant at all the points, when the particle moves with uniform velocity.

Fig. 2.2 Uniform velocity

Non uniform or variable velocity

The velocity is variable (non-uniform), if it covers unequal displacements in equal intervals of time or if the direction of motion changes or if both the rate of motion and the direction change.

Average velocity

Let s_1 be the displacement of a body in time t_1 and s_2 be its displacement in time t_2 (Fig. 2.3). The average velocity during the time interval $(t_2 - t_1)$ is defined as

$$v_{\text{average}} = \frac{\text{change in displacement}}{\text{change in time}}$$
$$= \frac{s_2 - s_1}{t_2 - t_1} = \frac{\Delta s}{\Delta t}$$

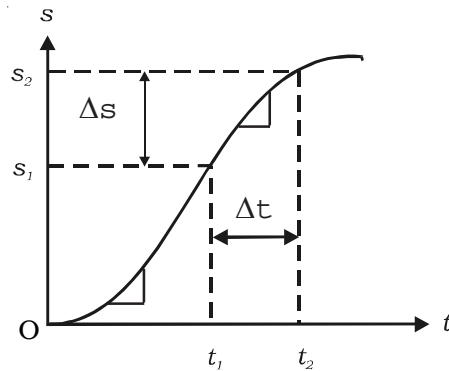


Fig. 2.3 Average velocity

From the graph, it is found that the slope of the curve varies.

Instantaneous velocity

It is the velocity at any given instant of time or at any given point of its path. The instantaneous velocity v is given by

$$v = \lim_{\Delta t \rightarrow 0} \frac{\Delta s}{\Delta t} = \frac{ds}{dt}$$

2.1.3 Acceleration

If the magnitude or the direction or both of the velocity changes with respect to time, the particle is said to be under acceleration.

Acceleration of a particle is defined as the rate of change of velocity. Acceleration is a vector quantity.

$$\text{Acceleration} = \frac{\text{change in velocity}}{\text{time taken}}$$

If u is the initial velocity and v , the final velocity of the particle after a time t , then the acceleration,

$$a = \frac{v - u}{t}$$

Its unit is m s^{-2} and its dimensional formula is LT^{-2} .

The instantaneous acceleration is, $a = \frac{dv}{dt} = \frac{d}{dt} \left(\frac{ds}{dt} \right) = \frac{d^2s}{dt^2}$

Uniform acceleration

If the velocity changes by an equal amount in equal intervals of time, however small these intervals of time may be, the acceleration is said to be uniform.

Retardation or deceleration

If the velocity decreases with time, the acceleration is negative. The negative acceleration is called retardation or deceleration.

Uniform motion

A particle is in uniform motion when it moves with constant velocity (i.e) zero acceleration.

2.1.4 Graphical representations

The graphs provide a convenient method to present pictorially, the basic informations about a variety of events. Line graphs are used to show the relation of one quantity say displacement or velocity with another quantity such as time.

If the displacement, velocity and acceleration of a particle are plotted with respect to time, they are known as,

- (i) displacement – time graph ($s - t$ graph)
- (ii) velocity – time graph ($v - t$ graph)
- (iii) acceleration – time graph ($a - t$ graph)

Displacement – time graph

When the displacement of the particle is plotted as a function of time, it is displacement - time graph.

As $v = \frac{ds}{dt}$, the slope of the $s - t$ graph at any instant gives the velocity of the particle at that instant. In Fig. 2.4 the particle at time t_1 , has a positive velocity, at time t_2 , has zero velocity and at time t_3 , has negative velocity.

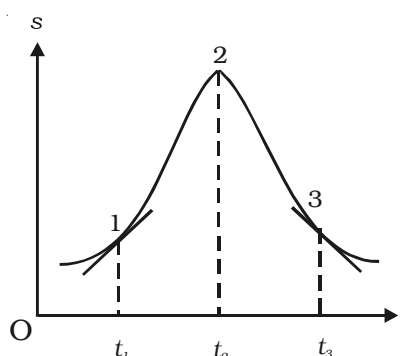


Fig. 2.4 Displacement - time graph

Velocity – time graph

When the velocity of the particle is plotted as a function of time, it is velocity-time graph.

As $a = \frac{dv}{dt}$, the slope of the $v - t$ curve at any instant gives the

acceleration of the particle (Fig. 2.5).

$$\text{But, } v = \frac{ds}{dt} \text{ or } ds = v \cdot dt$$

If the displacements are s_1 and s_2 in times t_1 and t_2 , then

$$\int_{s_1}^{s_2} ds = \int_{t_1}^{t_2} v dt$$

$$s_2 - s_1 = \int_{t_1}^{t_2} v dt = \text{area ABCD}$$

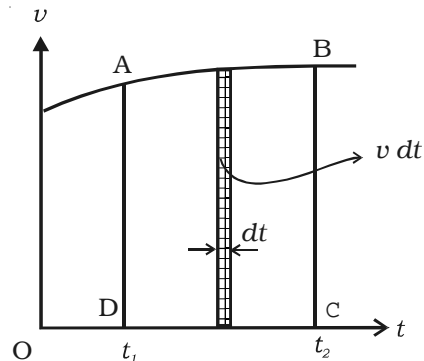


Fig. 2.5 Velocity - time graph

The area under the $v - t$ curve, between the given intervals of time, gives the change in displacement or the distance travelled by the particle during the same interval.

Acceleration - time graph

When the acceleration is plotted as a function of time, it is acceleration - time graph (Fig. 2.6).

$$a = \frac{dv}{dt} \text{ (or) } dv = a dt$$

If the velocities are v_1 and v_2 at times t_1 and t_2 respectively, then

$$\int_{v_1}^{v_2} dv = \int_{t_1}^{t_2} a dt \quad \text{(or) } v_2 - v_1 = \int_{t_1}^{t_2} a \cdot dt = \text{area PQRS}$$

The area under the $a - t$ curve, between the given intervals of time, gives the change in velocity of the particle during the same interval. If the graph is parallel to the time axis, the body moves with constant acceleration.

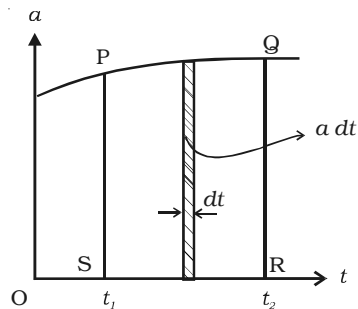


Fig. 2.6 Acceleration - time graph

2.1.5 Equations of motion

For uniformly accelerated motion, some simple equations that relate displacement s , time t , initial velocity u , final velocity v and acceleration a are obtained.

(i) As acceleration of the body at any instant is given by the first derivative of the velocity with respect to time,

$$a = \frac{dv}{dt} \text{ (or) } dv = a \cdot dt$$

If the velocity of the body changes from u to v in time t then from the above equation,

$$\int_u^v dv = \int_0^t a dt = a \int_0^t dt \Rightarrow [v]_u^v = a[t]_0^t$$

$$\therefore v - u = at \quad \text{(or) } v = u + at \quad \dots(1)$$

(ii) The velocity of the body is given by the first derivative of the displacement with respect to time.

$$\text{(i.e) } v = \frac{ds}{dt} \text{ (or) } ds = v dt$$

$$\text{Since } v = u + at, \quad ds = (u + at) dt$$

The distance s covered in time t is,

$$\int_0^s ds = \int_0^t u dt + \int_0^t at dt \quad \text{(or) } s = ut + \frac{1}{2}at^2 \quad \dots(2)$$

(iii) The acceleration is given by the first derivative of velocity with respect to time. (i.e)

$$a = \frac{dv}{dt} = \frac{dv}{ds} \cdot \frac{ds}{dt} = \frac{dv}{ds} \cdot v \left[\because v = \frac{ds}{dt} \right] \quad \text{(or) } ds = \frac{1}{a} v dv$$

Therefore,

$$\int_0^s ds = \int_u^v \frac{v dv}{a} \quad \text{(i.e) } s = \frac{1}{a} \left[\frac{v^2}{2} - \frac{u^2}{2} \right]$$

$$s = \frac{1}{2a} (v^2 - u^2) \quad \text{(or) } 2as = (v^2 - u^2)$$

$$\therefore v^2 = u^2 + 2 as \quad \dots(3)$$

The equations (1), (2) and (3) are called equations of motion.

Expression for the distance travelled in n^{th} second

Let a body move with an initial velocity u and travel along a straight line with uniform acceleration a .

Distance travelled in the n^{th} second of motion is,

$$s_n = \text{distance travelled during first } n \text{ seconds} - \text{distance travelled during } (n-1) \text{ seconds}$$

Distance travelled during n seconds

$$D_n = un + \frac{1}{2}an^2$$

Distance travelled during $(n - 1)$ seconds

$$D_{(n-1)} = u(n-1) + \frac{1}{2}a(n-1)^2$$

\therefore the distance travelled in the n^{th} second $= D_n - D_{(n-1)}$

$$\text{(i.e) } s_n = \left(un + \frac{1}{2}an^2 \right) - \left[u(n-1) + \frac{1}{2}a(n-1)^2 \right]$$

$$s_n = u + a \left(n - \frac{1}{2} \right)$$

$$s_n = u + \frac{1}{2}a(2n - 1)$$

Special Cases

Case (i) : For downward motion

For a particle moving downwards, $a = g$, since the particle moves in the direction of gravity.

Case (ii) : For a freely falling body

For a freely falling body, $a = g$ and $u = 0$, since it starts from rest.

Case (iii) : For upward motion

For a particle moving upwards, $a = -g$, since the particle moves against the gravity.

2.2 Scalar and vector quantities

A study of motion will involve the introduction of a variety of quantities, which are used to describe the physical world. Examples of such quantities are distance, displacement, speed, velocity, acceleration, mass, momentum, energy, work, power etc. All these quantities can be divided into two categories – *scalars* and *vectors*.

The scalar quantities have magnitude only. It is denoted by a number and unit. Examples : length, mass, time, speed, work, energy,

temperature etc. Scalars of the same kind can be added, subtracted, multiplied or divided by ordinary laws.

The vector quantities have both magnitude and direction. Examples: displacement, velocity, acceleration, force, weight, momentum, etc.

2.2.1 Representation of a vector

Vector quantities are often represented by a scaled vector diagrams. Vector diagrams represent a vector by the use of an arrow drawn to scale in a specific direction. An example of a scaled vector diagram is shown in Fig 2.7.

From the figure, it is clear that

- (i) The scale is listed.
- (ii) A line with an arrow is drawn in a specified direction.

(iii) The magnitude and direction of the vector are clearly labelled. In the above case, the diagram shows that the magnitude is 4 N and direction is 30° to x-axis. The length of the line gives the magnitude and arrow head gives the direction. In notation, the vector is denoted in bold face letter such as **A** or with an arrow above the letter as \vec{A} , read as vector A or A vector while its magnitude is denoted by A or by $|\vec{A}|$.

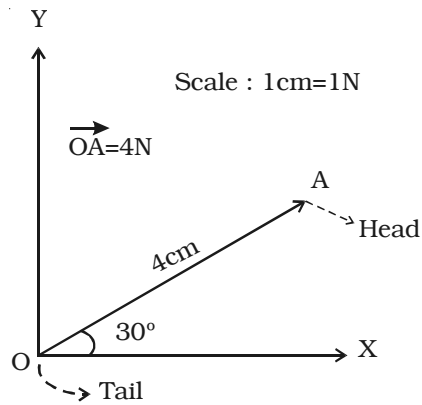


Fig 2.7 Representation of a vector

2.2.2 Different types of vectors

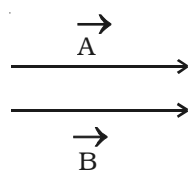


Fig. 2.8 Equal vectors

(i) Equal vectors

Two vectors are said to be equal if they have the same magnitude and same direction, wherever be their initial positions. In Fig. 2.8 the vectors \vec{A} and \vec{B} have the same magnitude and direction. Therefore \vec{A} and \vec{B} are equal vectors.

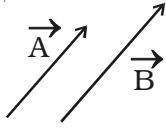


Fig. 2.9
Like vectors

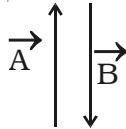


Fig. 2.10
Opposite vectors

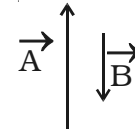


Fig. 2.11
Unlike Vectors

(ii) Like vectors

Two vectors are said to be like vectors, if they have same direction but different magnitudes as shown in Fig. 2.9.

(iii) Opposite vectors

The vectors of same magnitude but opposite in direction, are called opposite vectors (Fig. 2.10).

(iv) Unlike vectors

The vectors of different magnitude acting in opposite directions are called unlike vectors. In Fig. 2.11 the vectors \vec{A} and \vec{B} are unlike vectors.

(v) Unit vector

A vector having unit magnitude is called a unit vector. It is also defined as a vector divided by its own magnitude. A unit vector in the direction of a vector \vec{A} is written as \hat{A} and is read as 'A cap' or 'A caret' or 'A hat'. Therefore,

$$\hat{A} = \frac{\vec{A}}{|\vec{A}|} \quad (\text{or}) \quad \vec{A} = \hat{A} |\vec{A}|$$

Thus, a vector can be written as the product of its magnitude and unit vector along its direction.

Orthogonal unit vectors

There are three most common unit vectors in the positive directions of X, Y and Z axes of Cartesian coordinate system, denoted by i, j and k respectively. Since they are along the mutually perpendicular directions, they are called orthogonal unit vectors.

(vi) Null vector or zero vector

A vector whose magnitude is zero, is called a null vector or zero vector. It is represented by $\vec{0}$ and its starting and end points are the same. The direction of null vector is not known.

(vii) Proper vector

All the non-zero vectors are called proper vectors.

(viii) Co-initial vectors

Vectors having the same starting point are called co-initial vectors. In Fig. 2.12, \vec{A} and \vec{B} start from the same origin O. Hence, they are called as co-initial vectors.

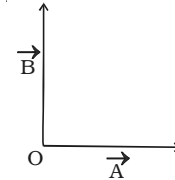


Fig 2.12
Co-initial vectors

(ix) Coplanar vectors

Vectors lying in the same plane are called coplanar vectors and the plane in which the vectors lie are called plane of vectors.

2.2.3 Addition of vectors

As vectors have both magnitude and direction they cannot be added by the method of ordinary algebra.

Vectors can be added graphically or geometrically. We shall now discuss the addition of two vectors graphically using head to tail method.

Consider two vectors \vec{P} and \vec{Q} which are acting along the same line. To add these two vectors, join the tail of \vec{Q} with the head of \vec{P} (Fig. 2.13).

The resultant of \vec{P} and \vec{Q} is $\vec{R} = \vec{P} + \vec{Q}$. The length of the line AD gives the magnitude of \vec{R} . \vec{R} acts in the same direction as that of \vec{P} and \vec{Q} .

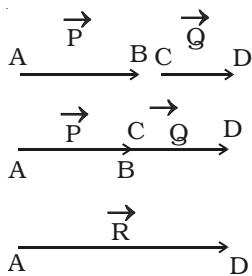


Fig. 2.13
Addition of vectors

In order to find the sum of two vectors, which are inclined to each other, triangle law of vectors or parallelogram law of vectors, can be used.

(i) Triangle law of vectors

If two vectors are represented in magnitude and direction by the two adjacent sides of a triangle taken in order, then their resultant is the closing side of the triangle taken in the reverse order.

To find the resultant of two vectors \vec{P} and \vec{Q} which are acting at an angle θ , the following procedure is adopted.

First draw $\vec{OA} = \vec{P}$ (Fig. 2.14) Then starting from the arrow head of \vec{P} , draw the vector $\vec{AB} = \vec{Q}$. Finally, draw a vector $\vec{OB} = \vec{R}$ from the tail of vector \vec{P} to the head of vector \vec{Q} . Vector $\vec{OB} = \vec{R}$ is the sum of the vectors \vec{P} and \vec{Q} . Thus $\vec{R} = \vec{P} + \vec{Q}$.

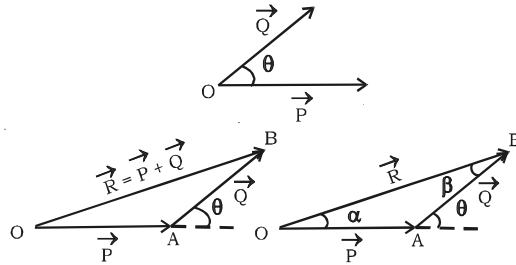


Fig. 2.14 Triangle law of vectors

The magnitude of $\vec{P} + \vec{Q}$ is determined by measuring the length of \vec{R} and direction by measuring the angle between \vec{P} and \vec{R} .

The magnitude and direction of \vec{R} , can be obtained by using the *sine law* and *cosine law* of triangles. Let α be the angle made by the resultant \vec{R} with \vec{P} . The magnitude of \vec{R} is,

$$R^2 = P^2 + Q^2 - 2PQ \cos (180^\circ - \theta)$$

$$R = \sqrt{P^2 + Q^2 + 2PQ \cos \theta}$$

The direction of R can be obtained by,

$$\frac{P}{\sin \beta} = \frac{Q}{\sin \alpha} = \frac{R}{\sin (180^\circ - \theta)}$$

(ii) Parallelogram law of vectors

If two vectors acting at a point are represented in magnitude and direction by the two adjacent sides of a parallelogram, then their resultant is represented in magnitude and direction by the diagonal passing through the common tail of the two vectors.

Let us consider two vectors \vec{P} and \vec{Q} which are inclined to each other at an angle θ as shown in Fig. 2.15. Let the vectors \vec{P} and \vec{Q} be represented in magnitude and direction by the two sides OA and OB of a parallelogram $OACB$. The diagonal OC passing through the common tail O , gives the magnitude and direction of the resultant R .

CD is drawn perpendicular to the extended OA , from C . Let $\angle COD$ made by \vec{R} with \vec{P} be α .

From right angled triangle OCD ,

$$\begin{aligned} OC^2 &= OD^2 + CD^2 \\ &= (OA + AD)^2 + CD^2 \\ &= OA^2 + AD^2 + 2.OA.AD + CD^2 \end{aligned} \quad \dots(1)$$

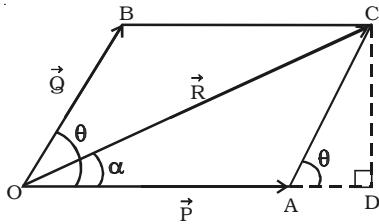


Fig 2.15 Parallelogram law of vectors

In Fig. 2.15 $\angle BOA = \theta = \angle CAD$

From right angled ΔCAD ,

$$AC^2 = AD^2 + CD^2 \quad \dots(2)$$

Substituting (2) in (1)

$$OC^2 = OA^2 + AC^2 + 2OA.AD \quad \dots(3)$$

From ΔACD ,

$$CD = AC \sin \theta \quad \dots(4)$$

$$AD = AC \cos \theta \quad \dots(5)$$

Substituting (5) in (3) $OC^2 = OA^2 + AC^2 + 2 OA.AC \cos \theta$

Substituting $OC = R$, $OA = P$,

$OB = AC = Q$ in the above equation

$$\begin{aligned} R^2 &= P^2 + Q^2 + 2PQ \cos \theta \\ \text{(or)} \quad R &= \sqrt{P^2 + Q^2 + 2PQ \cos \theta} \end{aligned} \quad \dots(6)$$

Equation (6) gives the magnitude of the resultant. From ΔOCD ,

$$\tan \alpha = \frac{CD}{OD} = \frac{CD}{OA + AD}$$

Substituting (4) and (5) in the above equation,

$$\tan \alpha = \frac{AC \sin \theta}{OA + AC \cos \theta} = \frac{Q \sin \theta}{P + Q \cos \theta}$$

$$\text{(or)} \quad \alpha = \tan^{-1} \left[\frac{Q \sin \theta}{P + Q \cos \theta} \right] \quad \dots(7)$$

Equation (7) gives the direction of the resultant.

Special Cases

(i) When two vectors act in the same direction

In this case, the angle between the two vectors $\theta = 0^\circ$,
 $\cos 0^\circ = 1$, $\sin 0^\circ = 0$

From (6) $R = \sqrt{P^2 + Q^2 + 2PQ} = (P + Q)$

From (7) $\alpha = \tan^{-1} \left[\frac{Q \sin 0^\circ}{P + Q \cos 0^\circ} \right]$

(i.e) $\alpha = 0$

Thus, the resultant vector acts in the same direction as the individual vectors and is equal to the sum of the magnitude of the two vectors.

(ii) *When two vectors act in the opposite direction*

In this case, the angle between the two vectors $\theta = 180^\circ$, $\cos 180^\circ = -1$, $\sin 180^\circ = 0$.

From (6) $R = \sqrt{P^2 + Q^2 - 2PQ} = (P - Q)$

From (7) $\alpha = \tan^{-1} \left[\frac{0}{P - Q} \right] = \tan^{-1}(0) = 0$

Thus, the resultant vector has a magnitude equal to the difference in magnitude of the two vectors and acts in the direction of the bigger of the two vectors

(iii) *When two vectors are at right angles to each other*

In this case, $\theta = 90^\circ$, $\cos 90^\circ = 0$, $\sin 90^\circ = 1$

From (6) $R = \sqrt{P^2 + Q^2}$

From (7) $\alpha = \tan^{-1} \left(\frac{Q}{P} \right)$

The resultant \vec{R} vector acts at an angle α with vector \vec{P} .

2.2.4 Subtraction of vectors

The subtraction of a vector from another is equivalent to the addition of one vector to the negative of the other.

For example $\vec{Q} - \vec{P} = \vec{Q} + (-\vec{P})$.

Thus to subtract \vec{P} from \vec{Q} , one has to add $-\vec{P}$ with \vec{Q} (Fig 2.16a). Therefore, to subtract \vec{P} from \vec{Q} , reversed \vec{P} is added to the

\vec{Q} . For this, first draw $\overline{AB} = \vec{Q}$ and then starting from the arrow head of \vec{Q} , draw $\overline{BC} = (-\vec{P})$ and finally join the head of $-\vec{P}$. Vector \vec{R} is the sum of \vec{Q} and $-\vec{P}$. (i.e) difference $\vec{Q} - \vec{P}$.

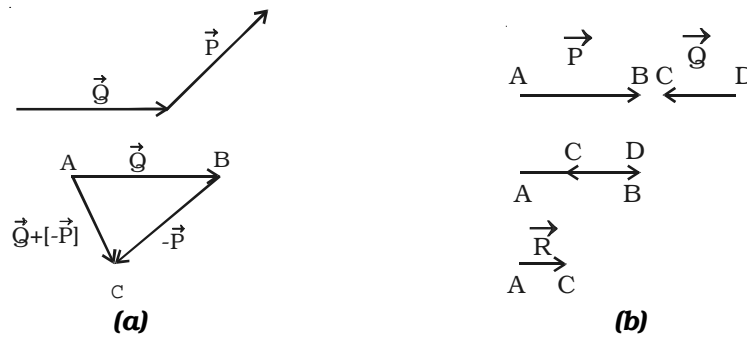


Fig 2.16 Subtraction of vectors

The resultant of two vectors which are antiparallel to each other is obtained by subtracting the smaller vector from the bigger vector as shown in Fig 2.16b. The direction of the resultant vector is in the direction of the bigger vector.

2.2.5 Product of a vector and a scalar

Multiplication of a scalar and a vector gives a vector quantity which acts along the direction of the vector.

Examples

- (i) If \vec{a} is the acceleration produced by a particle of mass m under the influence of the force, then $\vec{F} = m\vec{a}$
- (ii) momentum = mass \times velocity (i.e) $\vec{P} = m\vec{v}$.

2.2.6 Resolution of vectors and rectangular components

A vector directed at an angle with the co-ordinate axis, can be resolved into its components along the axes. This process of splitting a vector into its components is known as resolution of a vector.

Consider a vector $\vec{R} = \overline{OA}$ making an angle θ with X - axis. The vector R can be resolved into two components along X - axis and Y-axis respectively. Draw two perpendiculars from A to X and Y axes respectively. The intercepts on these axes are called the scalar components R_x and R_y .

Then, OP is R_x , which is the magnitude of x component of \vec{R} and OQ is R_y , which is the magnitude of y component of \vec{R}

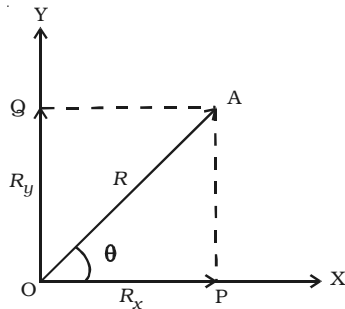


Fig. 2.17 Rectangular components of a vector

From ΔOPA ,

$$\cos \theta = \frac{OP}{OA} = \frac{R_x}{R} \quad (\text{or}) \quad R_x = R \cos \theta$$

$$\sin \theta = \frac{OQ}{OA} = \frac{R_y}{R} \quad (\text{or}) \quad R_y = R \sin \theta$$

$$\text{and} \quad R^2 = R_x^2 + R_y^2$$

Also, \vec{R} can be expressed as $\vec{R} = R_x \vec{i} + R_y \vec{j}$ where \vec{i} and \vec{j} are unit vectors.

$$\text{In terms of } R_x \text{ and } R_y, \theta \text{ can be expressed as } \theta = \tan^{-1} \left[\frac{R_y}{R_x} \right]$$

2.2.7 Multiplication of two vectors

Multiplication of a vector by another vector does not follow the laws of ordinary algebra. There are two types of vector multiplication (i) Scalar product and (ii) Vector product.

(i) Scalar product or Dot product of two vectors

If the product of two vectors is a scalar, then it is called scalar product. If \vec{A} and \vec{B} are two vectors, then their scalar product is written as $\vec{A} \cdot \vec{B}$ and read as \vec{A} dot \vec{B} . Hence scalar product is also called dot product. This is also referred as inner or direct product.

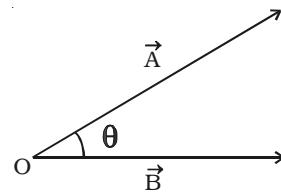


Fig 2.18 Scalar product of two vectors

The scalar product of two vectors is a scalar, which is equal to the product of magnitudes of the two vectors and the cosine of the angle between them. The scalar product of two vectors \vec{A} and \vec{B} may be expressed as $\vec{A} \cdot \vec{B} = |\vec{A}| |\vec{B}| \cos \theta$ where $|\vec{A}|$ and $|\vec{B}|$ are the magnitudes of \vec{A} and \vec{B} respectively and θ is the angle between \vec{A} and \vec{B} as shown in Fig 2.18.

(ii) Vector product or Cross product of two vectors

If the product of two vectors is a vector, then it is called vector product. If \vec{A} and \vec{B} are two vectors then their vector product is written as $\vec{A} \times \vec{B}$ and read as \vec{A} cross \vec{B} . This is also referred as outer product.

The vector product or cross product of two vectors is a vector whose magnitude is equal to the product of their magnitudes and the sine of the smaller angle between them and the direction is perpendicular to a plane containing the two vectors.

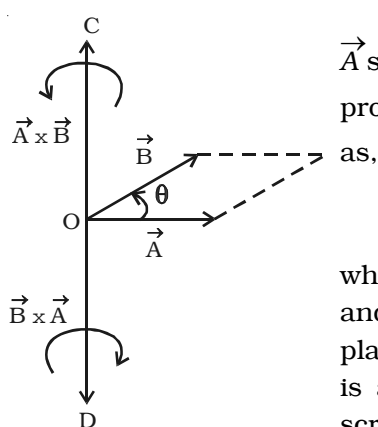


Fig 2.19 Vector product of two vectors

If θ is the smaller angle through which \vec{A} should be rotated to reach \vec{B} , then the cross product of \vec{A} and \vec{B} (Fig. 2.19) is expressed as,

$$\vec{A} \times \vec{B} = |\vec{A}| |\vec{B}| \sin \theta \hat{n} = \vec{C}$$

where $|\vec{A}|$ and $|\vec{B}|$ are the magnitudes of \vec{A} and \vec{B} respectively. \vec{C} is perpendicular to the plane containing \vec{A} and \vec{B} . The direction of \vec{C} is along the direction in which the tip of a screw moves when it is rotated from \vec{A} to \vec{B} . Hence \vec{C} acts along OC. By the same argument, $\vec{B} \times \vec{A}$ acts along OD.

2.3 Projectile motion

A body thrown with some initial velocity and then allowed to move under the action of gravity alone, is known as a projectile.

If we observe the path of the projectile, we find that the projectile moves in a path, which can be considered as a part of parabola. Such a motion is known as *projectile motion*.

A few examples of projectiles are (i) a bomb thrown from an aeroplane (ii) a javelin or a shot-put thrown by an athlete (iii) motion of a ball hit by a cricket bat etc.

The different types of projectiles are shown in Fig. 2.20. A body can be projected in two ways:

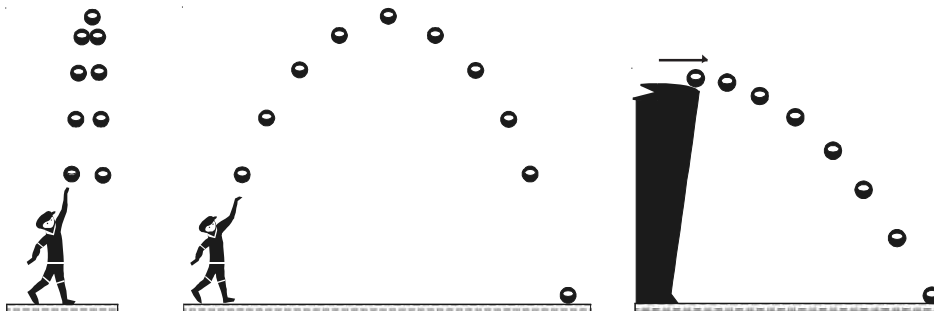


Fig 2.20 Different types of projectiles

- (i) It can be projected horizontally from a certain height.
- (ii) It can be thrown from the ground in a direction inclined to it.

The projectiles undergo a vertical motion as well as horizontal motion. The two components of the projectile motion are (i) vertical component and (ii) horizontal component. These two perpendicular components of motion are independent of each other.

A body projected with an initial velocity making an angle with the horizontal direction possess uniform horizontal velocity and variable vertical velocity, due to force of gravity. The object therefore has horizontal and vertical motions simultaneously. The resultant motion would be the vector sum of these two motions and the path following would be curvilinear.

The above discussion can be summarised as in the Table 2.1

Table 2.1 Two independent motions of a projectile

Motion	Forces	Velocity	Acceleration
Horizontal	No force acts	Constant	Zero
Vertical	The force of gravity acts downwards	Changes ($\sim 10 \text{ m s}^{-1}$)	Downwards ($\sim 10 \text{ m s}^{-2}$)

In the study of projectile motion, it is assumed that the air resistance is negligible and the acceleration due to gravity remains constant.

Angle of projection

The angle between the initial direction of projection and the horizontal direction through the point of projection is called the angle of projection.

Velocity of projection

The velocity with which the body is projected is known as velocity of projection.

Range

Range of a projectile is the horizontal distance between the point of projection and the point where the projectile hits the ground.

Trajectory

The path described by the projectile is called the trajectory.

Time of flight

Time of flight is the total time taken by the projectile from the instant of projection till it strikes the ground.

2.3.1 Motion of a projectile thrown horizontally

Let us consider an object thrown horizontally with a velocity u from a point A, which is at a height h from the horizontal plane OX (Fig 2.21). The object acquires the following motions simultaneously :

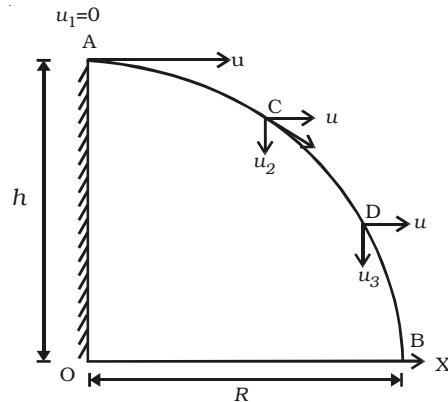


Fig 2.21 Projectile projected horizontally from the top of a tower

(i) Uniform velocity with which it is projected in the horizontal direction OX

(ii) Vertical velocity, which is non-uniform due to acceleration due to gravity.

The two velocities are independent of each other. The horizontal velocity of the object shall remain constant as no acceleration is acting in the horizontal direction. The velocity in the vertical direction shall go on changing because of acceleration due to gravity.

Path of a projectile

Let the time taken by the object to reach C from A = t

Vertical distance travelled by the object in time $t = s = y$

$$\text{From equation of motion, } s = u_1 t + \frac{1}{2} a t^2 \quad \dots(1)$$

Substituting the known values in equation (1),

$$y = (0) t + \frac{1}{2} g t^2 = \frac{1}{2} g t^2 \quad \dots(2)$$

At A, the initial velocity in the horizontal direction is u .

Horizontal distance travelled by the object in time t is x .

$$\therefore x = \text{horizontal velocity} \times \text{time} = u t \quad (\text{or}) \quad t = \frac{x}{u} \quad \dots(3)$$

$$\text{Substituting } t \text{ in equation (2), } y = \frac{1}{2} g \left(\frac{x}{u} \right)^2 = \frac{1}{2} g \frac{x^2}{u^2} \quad \dots(4)$$

$$(\text{or}) \quad y = kx^2$$

where $k = \frac{g}{2u^2}$ is a constant.

The above equation is the equation of a parabola. Thus *the path taken by the projectile is a parabola.*

Resultant velocity at C

At an instant of time t , let the body be at C.

At A, initial vertical velocity (u_1) = 0

At C, the horizontal velocity (u_x) = u

At C, the vertical velocity = u_2

From equation of motion, $u_2 = u_1 + g t$

$$\text{Substituting all the known values, } u_2 = 0 + g t \quad \dots(5)$$

$$\text{The resultant velocity at C is } v = \sqrt{u_x^2 + u_2^2} = \sqrt{u^2 + g^2 t^2} \quad \dots(6)$$

$$\text{The direction of } v \text{ is given by } \tan \theta = \frac{u_2}{u_x} = \frac{g t}{u} \quad \dots(7)$$

where θ is the angle made by v with X axis.

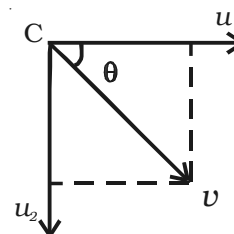


Fig 2.22
Resultant velocity
at any point

Time of flight and range

The distance $OB = R$, is called as range of the projectile.

Range = horizontal velocity \times time taken to reach the ground

$$R = u t_f \quad \dots(8)$$

where t_f is the time of flight

At A, initial vertical velocity (u_y) = 0

The vertical distance travelled by the object in time $t_f = s_y = h$

$$\text{From the equations of motion } S_y = u_y t_f + \frac{1}{2} g t_f^2 \quad \dots(9)$$

Substituting the known values in equation (9),

$$h = (0) t_f + \frac{1}{2} g t_f^2 \quad (\text{or}) \quad t_f = \sqrt{\frac{2h}{g}} \quad \dots(10)$$

$$\text{Substituting } t_f \text{ in equation (8), Range } R = u \sqrt{\frac{2h}{g}} \quad \dots(11)$$

2.3.2 Motion of a projectile projected at an angle with the horizontal (oblique projection)

Consider a body projected from a point O on the surface of the Earth with an initial velocity u at an angle θ with the horizontal as shown in Fig. 2.23. The velocity u can be resolved into two components

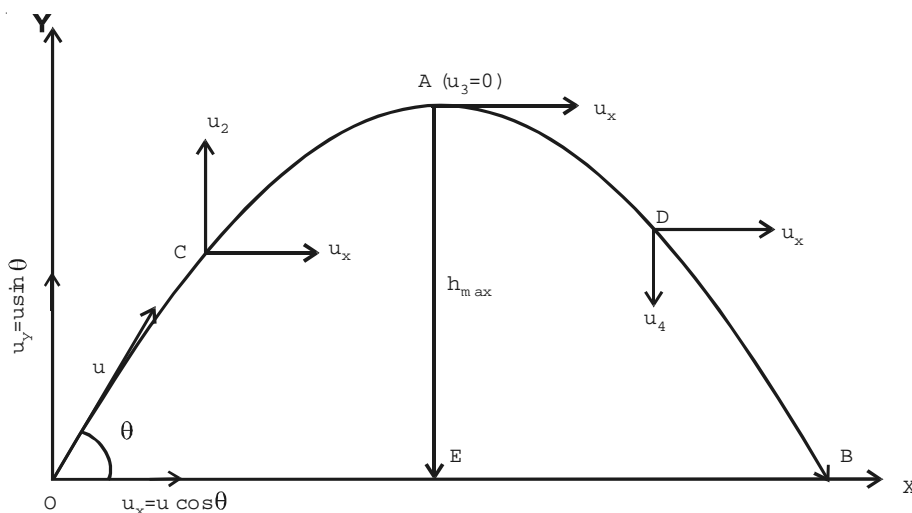


Fig 2.23 Motion of a projectile projected at an angle with horizontal

(i) $u_x = u \cos \theta$, along the horizontal direction OX and

(ii) $u_y = u \sin \theta$, along the vertical direction OY

The horizontal velocity u_x of the object shall remain constant as no acceleration is acting in the horizontal direction. But the vertical component u_y of the object continuously decreases due to the effect of the gravity and it becomes zero when the body is at the highest point of its path. After this, the vertical component u_y is directed downwards and increases with time till the body strikes the ground at B.

Path of the projectile

Let t_1 be the time taken by the projectile to reach the point C from the instant of projection.

Horizontal distance travelled by the projectile in time t_1 is,

$x = \text{horizontal velocity} \times \text{time}$

$$x = u \cos \theta \times t_1 \quad (\text{or}) \quad t_1 = \frac{x}{u \cos \theta} \quad \dots(1)$$

Let the vertical distance travelled by the projectile in time

$$t_1 = s = y$$

At O, initial vertical velocity $u_1 = u \sin \theta$

From the equation of motion $s = u_1 t_1 - \frac{1}{2}gt_1^2$

Substituting the known values,

$$y = (u \sin \theta) t_1 - \frac{1}{2}gt_1^2 \quad \dots(2)$$

Substituting equation (1) in equation (2),

$$y = (u \sin \theta) \left(\frac{x}{u \cos \theta} \right) - \frac{1}{2}(g) \left(\frac{x}{u \cos \theta} \right)^2$$
$$y = x \tan \theta - \frac{gx^2}{2u^2 \cos^2 \theta} \quad \dots(3)$$

The above equation is of the form $y = Ax + Bx^2$ and represents a parabola. Thus the path of a projectile is a parabola.

Resultant velocity of the projectile at any instant t_1

At C, the velocity along the horizontal direction is $u_x = u \cos \theta$ and the velocity along the vertical direction is $u_y = u_2$.

From the equation of motion,

$$u_2 = u_1 - gt_1$$

$$u_2 = u \sin \theta - gt_1$$

∴ The resultant velocity at

$$C \text{ is } v = \sqrt{u_x^2 + u_2^2}$$

$$\begin{aligned} v &= \sqrt{(u \cos \theta)^2 + (u \sin \theta - gt_1)^2} \\ &= \sqrt{u^2 + g^2 t_1^2 - 2ut_1 g \sin \theta} \end{aligned}$$

The direction of v is given by

$$\tan \alpha = \frac{u_2}{u_x} = \frac{u \sin \theta - gt_1}{u \cos \theta} \quad (\text{or}) \quad \alpha = \tan^{-1} \left[\frac{u \sin \theta - gt_1}{u \cos \theta} \right]$$

where α is the angle made by v with the horizontal line.

Maximum height reached by the projectile

The maximum vertical displacement produced by the projectile is known as the maximum height reached by the projectile. In Fig 2.23, EA is the maximum height attained by the projectile. It is represented as h_{max}

At O, the initial vertical velocity (u_1) = $u \sin \theta$

At A, the final vertical velocity (u_3) = 0

The vertical distance travelled by the object = $s_y = h_{max}$

From equation of motion, $u_3^2 = u_1^2 - 2gs_y$

Substituting the known values, $(0)^2 = (u \sin \theta)^2 - 2gh_{max}$

$$2gh_{max} = u^2 \sin^2 \theta \quad (\text{or}) \quad h_{max} = \frac{u^2 \sin^2 \theta}{2g} \quad \dots(4)$$

Time taken to attain maximum height

Let t be the time taken by the projectile to attain its maximum height.

From equation of motion $u_3 = u_1 - g t$

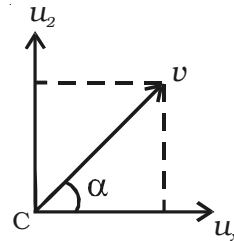


Fig 2.24 Resultant velocity of the projectile at any instant

Substituting the known values $0 = u \sin \theta - g t$

$$g t = u \sin \theta$$

$$t = \frac{u \sin \theta}{g} \quad \dots(5)$$

Time of flight

Let t_f be the time of flight (i.e) *the time taken by the projectile to reach B from O through A*. When the body returns to the ground, the net vertical displacement made by the projectile

$$s_y = h_{max} - h_{max} = 0$$

From the equation of motion $s_y = u_1 t_f - \frac{1}{2} g t_f^2$

Substituting the known values $0 = (u \sin \theta) t_f - \frac{1}{2} g t_f^2$

$$\frac{1}{2} g t_f^2 = (u \sin \theta) t_f \quad (\text{or}) \quad t_f = \frac{2u \sin \theta}{g} \quad \dots(6)$$

From equations (5) and (6) $t_f = 2t$... (7)

(i.e) *the time of flight is twice the time taken to attain the maximum height.*

Horizontal range

The horizontal distance OB is called the range of the projectile.

Horizontal range = horizontal velocity \times time of flight

(i.e) $R = u \cos \theta \times t_f$

Substituting the value of t_f , $R = (u \cos \theta) \frac{2u \sin \theta}{g}$

$$R = \frac{u^2 (2 \sin \theta \cos \theta)}{g}$$

$$\therefore R = \frac{u^2 \sin 2\theta}{g} \quad \dots(8)$$

Maximum Range

From (8), it is seen that for the given velocity of projection, the horizontal range depends on the angle of projection only. The range is maximum only if the value of $\sin 2\theta$ is maximum.

For maximum range R_{max} $\sin 2\theta = 1$

(i.e) $\theta = 45^\circ$

Therefore *the range is maximum when the angle of projection is 45° .*

$$R_{max} = \frac{u^2 \times 1}{g} \Rightarrow R_{max} = \frac{u^2}{g} \quad \dots(9)$$

2.4 Newton's laws of motion

Various philosophers studied the basic ideas of cause of motion. According to Aristotle, a constant external force must be applied continuously to an object in order to keep it moving with uniform velocity. Later this idea was discarded and Galileo gave another idea on the basis of the experiments on an inclined plane. According to him, no force is required to keep an object moving with constant velocity. It is the presence of frictional force that tends to stop moving object, the smaller the frictional force between the object and the surface on which it is moving, the larger the distance it will travel before coming to rest. After Galileo, it was Newton who made a systematic study of motion and extended the ideas of Galileo.

Newton formulated the laws concerning the motion of the object. There are three laws of motion. A deep analysis of these laws lead us to the conclusion that these laws completely define the force. The first law gives the fundamental definition of force; the second law gives the quantitative and dimensional definition of force while the third law explains the nature of the force.

2.4.1 Newton's first law of motion

It states that *every body continues in its state of rest or of uniform motion along a straight line unless it is compelled by an external force to change that state.*

This law is based on Galileo's law of inertia. Newton's first law of motion deals with the basic property of matter called inertia and the definition of force.

Inertia is that property of a body by virtue of which the body is unable to change its state by itself in the absence of external force.

The inertia is of three types

- (i) Inertia of rest
- (ii) Inertia of motion
- (iii) Inertia of direction.

(i) Inertia of rest

It is the inability of the body to change its state of rest by itself.

Examples

(i) A person standing in a bus falls backward when the bus suddenly starts moving. This is because, the person who is initially at rest continues to be at rest even after the bus has started moving.

(ii) A book lying on the table will remain at rest, until it is moved by some external agencies.

(iii) When a carpet is beaten by a stick, the dust particles fall off vertically downwards once they are released and do not move along the carpet and fall off.

(ii) Inertia of motion

Inertia of motion is the inability of the body to change its state of motion by itself.

Examples

(a) When a passenger gets down from a moving bus, he falls down in the direction of the motion of the bus.

(b) A passenger sitting in a moving car falls forward, when the car stops suddenly.

(c) An athlete running in a race will continue to run even after reaching the finishing point.

(iii) Inertia of direction

It is the inability of the body to change its direction of motion by itself.

Examples

When a bus moving along a straight line takes a turn to the right, the passengers are thrown towards left. This is due to inertia which makes the passengers travel along the same straight line, even though the bus has turned towards the right.

This inability of a body to change by itself its state of rest or of uniform motion along a straight line or direction, is known as inertia. The inertia of a body is directly proportional to the mass of the body.

From the first law, we infer that to change the state of rest or uniform motion, an external agency called, the force is required.

Force is defined as that which when acting on a body changes or tends to change the state of rest or of uniform motion of the body along a straight line.

A force is a push or pull upon an object, resulting the change of state of a body. Whenever there is an interaction between two objects, there is a force acting on each other. When the interaction ceases, the two objects no longer experience a force. Forces exist only as a result of an interaction.

There are two broad categories of forces between the objects, contact forces and non-contact forces resulting from action at a distance.

Contact forces are forces in which the two interacting objects are physically in contact with each other.

Tensional force, normal force, force due to air resistance, applied forces and frictional forces are examples of contact forces.

Action-at-a-distance forces (non- contact forces) are forces in which the two interacting objects are not in physical contact with each other, but are able to exert a push or pull despite the physical separation. Gravitational force, electrical force and magnetic force are examples of non- contact forces.

Momentum of a body

It is observed experimentally that the force required to stop a moving object depends on two factors: (i) mass of the body and (ii) its velocity

A body in motion has momentum. *The momentum of a body is defined as the product of its mass and velocity.* If m is the mass of the body and \vec{u} its velocity, the linear momentum of the body is given by $\vec{p} = m\vec{v}$.

Momentum has both magnitude and direction and it is, therefore, a vector quantity. The momentum is measured in terms of $kg\ m\ s^{-1}$ and its dimensional formula is MLT^{-1} .

When a force acts on a body, its velocity changes, consequently, its momentum also changes. The slowly moving bodies have smaller momentum than fast moving bodies of same mass.

If two bodies of unequal masses and velocities have same momentum, then,

$$\vec{p}_1 = \vec{p}_2$$

$$(i.e) \quad m_1 \vec{v}_1 = m_2 \vec{v}_2 \quad \Rightarrow \quad \frac{m_1}{m_2} = \frac{\vec{v}_2}{\vec{v}_1}$$

Hence for bodies of same momenta, their velocities are inversely proportional to their masses.

2.4.2 Newton's second law of motion

Newton's first law of motion deals with the behaviour of objects on which all existing forces are balanced. Also, it is clear from the first law of motion that a body in motion needs a force to change the direction of motion or the magnitude of velocity or both. This implies that force is such a physical quantity that causes or tends to cause an acceleration.

Newton's second law of motion deals with the behaviour of objects on which all existing forces are not balanced.

According to this law, *the rate of change of momentum of a body is directly proportional to the external force applied on it and the change in momentum takes place in the direction of the force.*

If \vec{p} is the momentum of a body and \vec{F} the external force acting on it, then according to Newton's second law of motion,

$$\vec{F} \propto \frac{d\vec{p}}{dt} \quad (or) \quad \vec{F} = k \frac{d\vec{p}}{dt} \text{ where } k \text{ is a proportionality constant.}$$

If a body of mass m is moving with a velocity \vec{v} then, its momentum is given by $\vec{p} = m\vec{v}$.

$$\therefore \vec{F} = k \frac{d}{dt} (m\vec{v}) = k m \frac{d\vec{v}}{dt}$$

Unit of force is chosen in such a manner that the constant k is equal to unity. (i.e) $k = 1$.

$$\therefore \vec{F} = m \frac{d\vec{v}}{dt} = m\vec{a} \quad \text{where } \vec{a} = \frac{d\vec{v}}{dt} \text{ is the acceleration produced}$$

in the motion of the body.

The force acting on a body is measured by the product of mass of the body and acceleration produced by the force acting on the body. The second law of motion gives us a measure of the force.

The acceleration produced in the body depends upon the inertia of the body (i.e) greater the inertia, lesser the acceleration. One newton is defined as that force which, when acting on unit mass produces unit acceleration. Force is a vector quantity. The unit of force is $kg \ m \ s^{-2}$ or newton. Its dimensional formula is MLT^{-2} .

Impulsive force and Impulse of a force

(i) Impulsive Force

An impulsive force is a very great force acting for a very short time on a body, so that the change in the position of the body during the time the force acts on it may be neglected.

(e.g.) The blow of a hammer, the collision of two billiard balls etc.

(ii) Impulse of a force

The impulse J of a constant force F acting for a time t is defined as the product of the force and time.

(i.e) Impulse = Force \times time

$$J = F \times t$$

The impulse of force F acting over a time interval t is defined by the integral,

$$J = \int_0^t F \ dt \quad \dots(1)$$

The impulse of a force, therefore can be visualised as the area under the force versus time graph as shown in Fig. 2.25. When a variable force acting for a short interval of time, then the impulse can be measured as,

$$J = F_{\text{average}} \times dt \quad \dots(2)$$

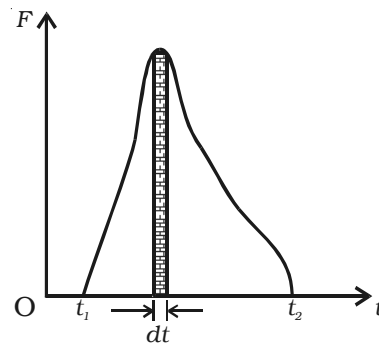


Fig .2.25 Impulse of a force

Impulse of a force is a vector quantity and its unit is N s.

Principle of impulse and momentum

By Newton's second law of motion, the force acting on a body = $m a$ where m = mass of the body and a = acceleration produced

The impulse of the force = $F \times t = (m a) t$

If u and v be the initial and final velocities of the body then,

$$a = \frac{(v - u)}{t}.$$

Therefore, impulse of the force = $m \times \frac{(v - u)}{t} \times t = m(v - u) = mv - mu$

Impulse = final momentum of the body

- initial momentum of the body.

(i.e) Impulse of the force = Change in momentum

The above equation shows that *the total change in the momentum of a body during a time interval is equal to the impulse of the force acting during the same interval of time. This is called principle of impulse and momentum.*

Examples

(i) A cricket player while catching a ball lowers his hands in the direction of the ball.

If the total change in momentum is brought about in a very short interval of time, the average force is very large according to the equation, $F = \frac{mv - mu}{t}$

By increasing the time interval, the average force is decreased. It is for this reason that a cricket player while catching a ball, to increase the time of contact, the player should lower his hand in the direction of the ball, so that he is not hurt.

(ii) A person falling on a cemented floor gets injured more where as a person falling on a sand floor does not get hurt. For the same reason, in wrestling, high jump etc., soft ground is provided.

(iii) The vehicles are fitted with springs and shock absorbers to reduce jerks while moving on uneven or wavy roads.

2.4.3 Newton's third Law of motion

It is a common observation that when we sit on a chair, our body exerts a downward force on the chair and the chair exerts an upward force on our body. There are two forces resulting from this interaction: a force on the chair and a force on our body. These two forces are called action and reaction forces. Newton's third law explains the relation between these action forces. It states that *for every action, there is an equal and opposite reaction*.

(i.e.) whenever one body exerts a certain force on a second body, the second body exerts an equal and opposite force on the first. Newton's third law is sometimes called as the law of action and reaction.

Let there be two bodies 1 and 2 exerting forces on each other. Let the force exerted on the body 1 by the body 2 be \vec{F}_{12} and the force exerted on the body 2 by the body 1 be \vec{F}_{21} . Then according to third law, $\vec{F}_{12} = -\vec{F}_{21}$.

One of these forces, say \vec{F}_{12} may be called as the action whereas the other force \vec{F}_{21} may be called as the reaction or vice versa. This implies that we cannot say which is the cause (action) or which is the effect (reaction). It is to be noted that always the action and reaction do not act on the same body; they always act on different bodies. The action and reaction never cancel each other and the forces always exist in pair.

The effect of third law of motion can be observed in many activities in our everyday life. The examples are

(i) When a bullet is fired from a gun with a certain force (action), there is an equal and opposite force exerted on the gun in the backward direction (reaction).

(ii) When a man jumps from a boat to the shore, the boat moves away from him. The force he exerts on the boat (action) is responsible for its motion and his motion to the shore is due to the force of reaction exerted by the boat on him.

(iii) The swimmer pushes the water in the backward direction with a certain force (action) and the water pushes the swimmer in the forward direction with an equal and opposite force (reaction).

(iv) We will not be able to walk if there were no reaction force. In order to walk, we push our foot against the ground. The Earth in turn exerts an equal and opposite force. This force is inclined to the surface of the Earth. The vertical component of this force balances our weight and the horizontal component enables us to walk forward.

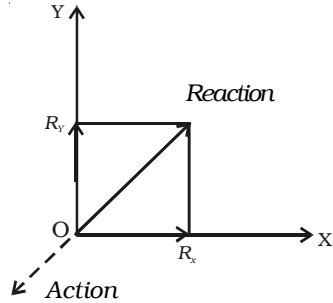


Fig. 2.25a Action and reaction

(v) A bird flies by with the help of its wings. The wings of a bird push air downwards (action). In turn, the air reacts by pushing the bird upwards (reaction).

(vi) When a force exerted directly on the wall by pushing the palm of our hand against it (action), the palm is distorted a little because, the wall exerts an equal force on the hand (reaction).

Law of conservation of momentum

From the principle of impulse and momentum,

impulse of a force, $J = mv - mu$

If $J = 0$ then $mv - mu = 0$ (or) $mv = mu$

(i.e) final momentum = initial momentum

In general, *the total momentum of the system is always a constant (i.e) when the impulse due to external forces is zero, the momentum of the system remains constant. This is known as law of conservation of momentum.*

We can prove this law, in the case of a head on collision between two bodies.

Proof

Consider a body A of mass m_1 moving with a velocity u_1 collides head on with another body B of mass m_2 moving in the same direction as A with velocity u_2 as shown in Fig 2.26.

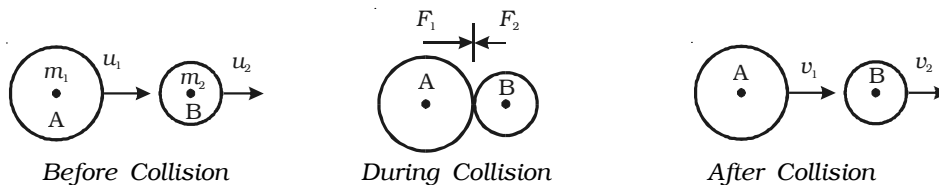


Fig.2.26 Law of conservation of momentum

After collision, let the velocities of the bodies be changed to v_1 and v_2 respectively, and both moves in the same direction. During collision, each body experiences a force.

The force acting on one body is equal in magnitude and opposite in direction to the force acting on the other body. Both forces act for the same interval of time.

Let F_1 be force exerted by A on B (action), F_2 be force exerted by B on A (reaction) and t be the time of contact of the two bodies during collision.

Now, F_1 acting on the body B for a time t , changes its velocity from u_2 to v_2 .

$$\begin{aligned} \therefore F_1 &= \text{mass of the body B} \times \text{acceleration of the body B} \\ &= m_2 \times \frac{(v_2 - u_2)}{t} \end{aligned} \quad \dots(1)$$

Similarly, F_2 acting on the body A for the same time t changes its velocity from u_1 to v_1

$$\begin{aligned} \therefore F_2 &= \text{mass of the body A} \times \text{acceleration of the body A} \\ &= m_1 \times \frac{(v_1 - u_1)}{t} \end{aligned} \quad \dots(2)$$

Then by Newton's third law of motion $F_1 = -F_2$

$$\begin{aligned} \text{(i.e)} \quad m_2 \times \frac{(v_2 - u_2)}{t} &= - m_1 \times \frac{(v_1 - u_1)}{t} \\ m_2 (v_2 - u_2) &= - m_1 (v_1 - u_1) \\ m_2 v_2 - m_2 u_2 &= - m_1 v_1 + m_1 u_1 \\ m_1 u_1 + m_2 u_2 &= m_1 v_1 + m_2 v_2 \end{aligned} \quad \dots(3)$$

(i.e) total momentum before impact = total momentum after impact.

(i.e) total momentum of the system is a constant.

This proves the law of conservation of linear momentum.

Applications of law of conservation of momentum

The following examples illustrate the law of conservation of momentum.

(i) Recoil of a gun

Consider a gun and bullet of mass m_g and m_b respectively. The gun and the bullet form a single system. Before the gun is fired, both

the gun and the bullet are at rest. Therefore the velocities of the gun and bullet are zero. Hence total momentum of the system before firing is $m_g(0) + m_b(0) = 0$

When the gun is fired, the bullet moves forward and the gun recoils backward. Let v_b and v_g are their respective velocities, the total momentum of the bullet – gun system, after firing is $m_b v_b + m_g v_g$

According to the law of conservation of momentum, total momentum before firing is equal to total momentum after firing.

$$(i.e) \quad 0 = m_b v_b + m_g v_g \quad (\text{or}) \quad v_g = - \frac{m_b}{m_g} v_b$$

It is clear from this equation, that v_g is directed opposite to v_b . Knowing the values of m_b , m_g and v_b , the recoil velocity of the gun v_g can be calculated.

(ii) Explosion of a bomb

Suppose a bomb is at rest before it explodes. Its momentum is zero. When it explodes, it breaks up into many parts, each part having a particular momentum. A part flying in one direction with a certain momentum, there is another part moving in the opposite direction with the same momentum. If the bomb explodes into two equal parts, they will fly off in exactly opposite directions with the same speed, since each part has the same mass.

Applications of Newton's third law of motion

(i) Apparent loss of weight in a lift

Let us consider a man of mass M standing on a weighing machine placed inside a lift. The actual weight of the man = Mg . This weight (action) is measured by the weighing machine and in turn, the machine offers a reaction R . This reaction offered by the surface of contact on the man is the apparent weight of the man.

Case (i)

When the lift is at rest:

The acceleration of the man = 0

Therefore, net force acting on the man = 0

From Fig. 2.27(i), $R - Mg = 0$ (or) $R = Mg$

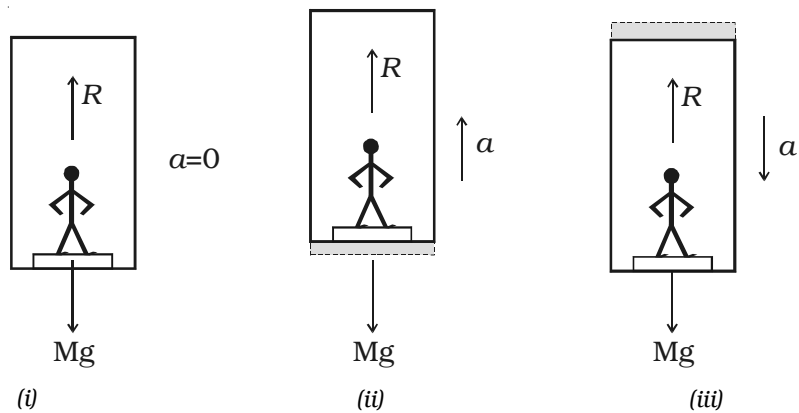


Fig 2.27 Apparent loss of weight in a lift

That is, the apparent weight of the man is equal to the actual weight.

Case (ii)

When the lift is moving uniformly in the upward or downward direction:

For uniform motion, the acceleration of the man is zero. Hence, in this case also the apparent weight of the man is equal to the actual weight.

Case (iii)

When the lift is accelerating upwards:

If a be the upward acceleration of the man in the lift, then the net upward force on the man is $F = Ma$

From Fig 2.27(ii), the net force

$$F = R - Mg = Ma \text{ (or) } R = M (g + a)$$

Therefore, apparent weight of the man is greater than actual weight.

Case (iv)

When the lift is accelerating downwards:

Let a be the downward acceleration of the man in the lift, then the net downward force on the man is $F = Ma$

From Fig. 2.27 (iii), the net force

$$F = Mg - R = Ma \text{ (or) } R = M (g - a)$$

Therefore, apparent weight of the man is less than the actual weight.

When the downward acceleration of the man is equal to the acceleration due to the gravity of earth, (i.e) $a = g$

$$\therefore R = M (g - g) = 0$$

Hence, the apparent weight of the man becomes zero. This is known as the weightlessness of the body.

(ii) Working of a rocket and jet plane

The propulsion of a rocket is one of the most interesting examples of Newton's third law of motion and the law of conservation of momentum. The rocket is a system whose mass varies with time. In a rocket, the gases at high temperature and pressure, produced by the combustion of the fuel, are ejected from a nozzle. The reaction of the escaping gases provides the necessary thrust for the launching and flight of the rocket.

From the law of conservation of linear momentum, the momentum of the escaping gases must be equal to the momentum gained by the rocket. Consequently, the rocket is propelled in the forward direction opposite to the direction of the jet of escaping gases. Due to the thrust imparted to the rocket, its velocity and acceleration will keep on increasing. The mass of the rocket and the fuel system keeps on decreasing due to the escaping mass of gases.

2.5 Concurrent forces and Coplanar forces

The basic knowledge of various kinds of forces and motion is highly desirable for engineering and practical applications. The Newton's laws of motion defines and gives the expression for the force. Force is a vector quantity and can be combined according to the rules of vector algebra. A force can be graphically represented by a straight line with an arrow, in which the length of the line is proportional to the magnitude of the force and the arrowhead indicates its direction.

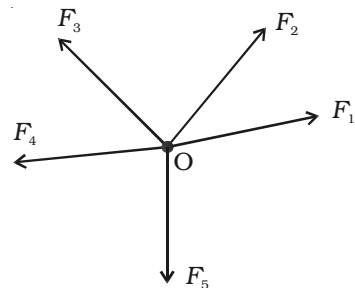


Fig 2.28 Concurrent forces

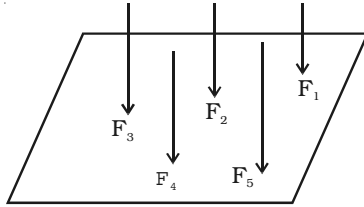


Fig 2.29. Coplanar forces

A force system is said to be concurrent, if the lines of all forces intersect at a common point (Fig 2.28).

A force system is said to be coplanar, if the lines of the action of all forces lie in one plane (Fig 2.29).

2.5.1 Resultant of a system of forces acting on a rigid body

If two or more forces act simultaneously on a rigid body, it is possible to replace the forces by a single force, which will produce the same effect on the rigid body as the effect produced jointly by several forces. This single force is the resultant of the system of forces.

If \vec{P} and \vec{Q} are two forces acting on a body simultaneously in the same direction, their resultant is $\vec{R} = \vec{P} + \vec{Q}$ and it acts in the same direction as that of the forces. If \vec{P} and \vec{Q} act in opposite directions, their resultant \vec{R} is $\vec{R} = \vec{P} - \vec{Q}$ and the resultant is in the direction of the greater force.

If the forces \vec{P} and \vec{Q} act in directions which are inclined to each other, their resultant can be found by using parallelogram law of forces and triangle law of forces.

2.5.2 Parallelogram law of forces

If two forces acting at a point are represented in magnitude and direction by the two adjacent sides of a parallelogram, then their resultant is represented in magnitude and direction by the diagonal passing through the point.

Explanation

Consider two forces \vec{P} and \vec{Q} acting at a point O inclined at an angle θ as shown in Fig. 2.30.

The forces \vec{P} and \vec{Q} are represented in magnitude and direction by the sides OA and OB of a parallelogram $OACB$ as shown in Fig 2.30.

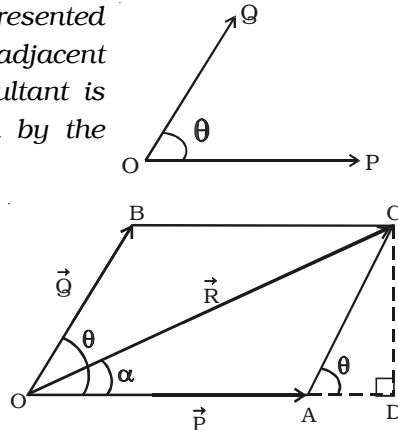


Fig 2.30 Parallelogram law of forces

The resultant \vec{R} of the forces \vec{P} and \vec{Q} is the diagonal OC of the parallelogram. The magnitude of the resultant is

$$R = \sqrt{P^2 + Q^2 + 2PQ \cos \theta}$$

The direction of the resultant is $\alpha = \tan^{-1} \left[\frac{Q \sin \theta}{P + Q \cos \theta} \right]$

2.5.3 Triangle law of forces

The resultant of two forces acting at a point can also be found by using triangle law of forces.

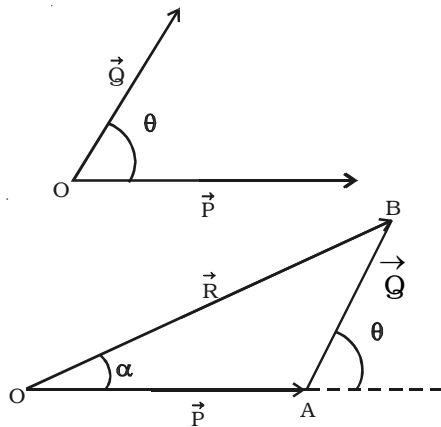


Fig 2.31 Triangle law of forces

If two forces acting at a point are represented in magnitude and direction by the two adjacent sides of a triangle taken in order, then the closing side of the triangle taken in the reversed order represents the resultant of the forces in magnitude and direction.

Forces \vec{P} and \vec{Q} act at an angle θ . In order to find the resultant of \vec{P} and \vec{Q} , one can apply the head to tail method, to construct the triangle.

In Fig. 2.31, OA and AB represent \vec{P} and \vec{Q} in magnitude and direction. The closing side OB of the triangle taken in the reversed order represents the resultant \vec{R} of the forces \vec{P} and \vec{Q} . The magnitude and the direction of \vec{R} can be found by using sine and cosine laws of triangles.

The triangle law of forces can also be stated as, *if a body is in equilibrium under the action of three forces acting at a point, then the three forces can be completely represented by the three sides of a triangle taken in order.*

If \vec{P} , \vec{Q} and \vec{R} are the three forces acting at a point and they are represented by the three sides of a triangle then $\frac{P}{OA} = \frac{Q}{AB} = \frac{R}{OB}$.

2.5.4 Equilibrant

According to Newton's second law of motion, a body moves with a velocity if it is acted upon by a force. When the body is subjected to number of concurrent forces, it moves in a direction of the resultant force. However, if another force, which is equal in magnitude of the resultant but opposite in direction, is applied to a body, the body comes to rest. Hence, *equilibrant of a system of forces is a single force, which acts along with the other forces to keep the body in equilibrium.*

Let us consider the forces F_1 , F_2 , F_3 and F_4 acting on a body O as shown in Fig. 2.32a. If F is the resultant of all the forces and in order to keep the body at rest, an equal force (known as equilibrant) should act on it in the opposite direction as shown in Fig. 2.32b.

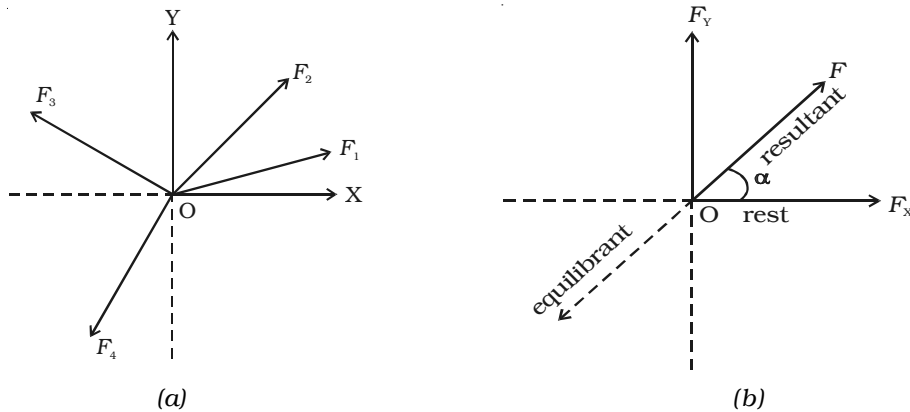


Fig 2.32 Resultant and equilibrant

From Fig. 2.32b, it is found that, resultant = - equilibrant

2.5.5 Resultant of concurrent forces

Consider a body O, which is acted upon by four forces as shown in Fig. 2.33a. Let θ_1 , θ_2 , θ_3 and θ_4 be the angles made by the forces with respect to X-axis.

Each force acting at O can be replaced by its rectangular components F_{1x} and F_{1y} , F_{2x} and F_{2y} , .. etc.,

For example, for the force F_1 making an angle θ_1 , its components are, $F_{1x} = F_1 \cos \theta_1$ and $F_{1y} = F_1 \sin \theta_1$

These components of forces produce the same effect on the body as the forces themselves. The algebraic sum of the horizontal components

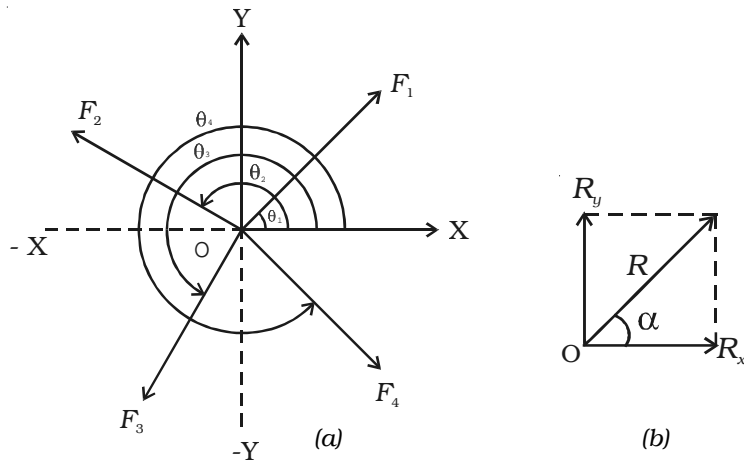


Fig 2.33 Resultant of several concurrent forces

$F_{1x}, F_{2x}, F_{3x}, \dots$ gives a single horizontal component R_x

$$(i.e) R_x = F_{1x} + F_{2x} + F_{3x} + F_{4x} = \Sigma F_x$$

Similarly, the algebraic sum of the vertical components $F_{1y}, F_{2y}, F_{3y}, \dots$ gives a single vertical component R_y .

$$(i.e) R_y = F_{1y} + F_{2y} + F_{3y} + F_{4y} = \Sigma F_y$$

Now, these two perpendicular components R_x and R_y can be added vectorially to give the resultant R .

$$\therefore \text{From Fig. 2.33b, } R^2 = R_x^2 + R_y^2 \quad (\text{or}) \quad R = \sqrt{R_x^2 + R_y^2}$$

$$\text{and} \quad \tan \alpha = \frac{R_y}{R_x} \quad (\text{or}) \quad \alpha = \tan^{-1} \left(\frac{R_y}{R_x} \right)$$

2.5.6 Lami's theorem

It gives the conditions of equilibrium for three forces acting at a point. Lami's theorem states that *if three forces acting at a point are in equilibrium, then each of the force is directly proportional to the sine of the angle between the remaining two forces.*

Let us consider three forces \vec{P} , \vec{Q} and \vec{R} acting at a point O (Fig 2.34). Under the action of three forces, the point O is at rest, then by Lami's theorem,

$$P \propto \sin \alpha$$

$$Q \propto \sin \beta$$

and $R \propto \sin \gamma$, then

$$\frac{P}{\sin \alpha} = \frac{Q}{\sin \beta} = \frac{R}{\sin \gamma} = \text{constant}$$

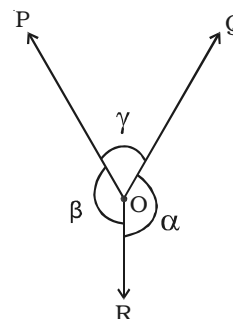


Fig 2.34
Lami's theorem

2.5.7 Experimental verification of triangle law, parallelogram law and Lami's theorem

Two smooth small pulleys are fixed, one each at the top corners of a drawing board kept vertically on a wall as shown in Fig. 2.35. The pulleys should move freely without any friction. A light string is made to pass over both the pulleys. Two slotted weights P and Q (of the order of 50 g) are taken and are tied to the two free ends of the string. Another short string is tied to the centre of the first string at O. A third slotted weight R is attached to the free end of the short string. The weights P, Q and R are adjusted such that the system is at rest.

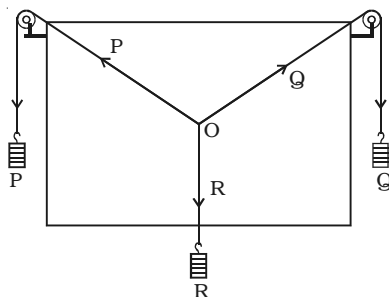
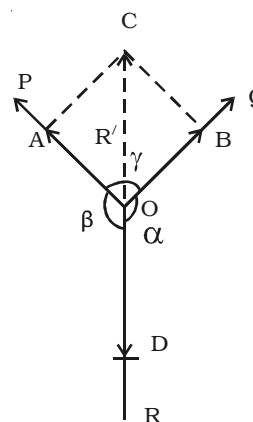


Fig 2.35 Lami's theorem - experimental proof



The point O is in equilibrium under the action of the three forces P, Q and R acting along the strings. Now, a sheet of white paper is held just behind the string without touching them. The common knot O and the directions of OA, OB and OD are marked to represent in magnitude, the three forces P, Q and R on any convenient scale (like 50 g = 1 cm).

The experiment is repeated for different values of P, Q and R and the values are tabulated.

To verify parallelogram law

To determine the resultant of two forces P and Q, a parallelogram OACB is completed, taking OA representing P, OB representing Q and the diagonal OC gives the resultant. The length of the diagonal OC and the angle $\angle COD$ are measured and tabulated (Table 2.2).

OC is the resultant R' of P and Q. Since O is at rest, this resultant R' must be equal to the third force R (equilibrant) which acts in the opposite direction. $OC = OD$. Also, both OC and OD are acting in the opposite direction. $\angle COD$ must be equal to 180° .

If $OC = OD$ and $\angle COD = 180^\circ$, one can say that parallelogram law of force is verified experimentally.

Table 2.2 Verification of parallelogram law

S.No.	P	Q	R	OA	OB	OD (R)	OC (R')	$\angle COD$
1.								
2.								
3.								

To verify Triangle Law

According to triangle law of forces, the resultant of P (= OA = BC) and Q (OB) is represented in magnitude and direction by OC which is taken in the reverse direction.

Alternatively, to verify the triangle law of forces, the ratios $\frac{P}{OA}$, $\frac{Q}{OB}$ and $\frac{R'}{OC}$ are calculated and are tabulated (Table 2.3). It will be found out that, all the three ratios are equal, which proves the triangle law of forces experimentally.

Table 2.3 Verification of triangle law

S.No.	P	Q	R'	OA	OB	OC	$\frac{P}{OA}$	$\frac{Q}{OB}$	$\frac{R'}{OC}$
1.									
2.									
3.									

To verify Lami's theorem

To verify Lami's theorem, the angles between the three forces, P, Q and R (i.e) $\angle BOD = \alpha$, $\angle AOD = \beta$ and $\angle AOB = \gamma$ are measured using protractor and tabulated (Table 2.4). The ratios $\frac{P}{\sin \alpha}$, $\frac{Q}{\sin \beta}$ and $\frac{R}{\sin \gamma}$ are calculated and it is found that all the three ratios are equal and this verifies the Lami's theorem.

Table 2.4 Verification of Lami's theorem

S.No.	P	Q	R	α	β	γ	$\frac{P}{\sin \alpha}$	$\frac{Q}{\sin \beta}$	$\frac{R}{\sin \gamma}$
1.									
2.									
3.									

2.5.8 Conditions of equilibrium of a rigid body acted upon by a system of concurrent forces in plane

(i) If an object is in equilibrium under the action of three forces, the resultant of two forces must be equal and opposite to the third force. Thus, the line of action of the third force must pass through the point of intersection of the lines of action of the other two forces. In other words, the system of three coplanar forces in equilibrium, must obey parallelogram law, triangle law of forces and Lami's theorem. This condition ensures the absence of translational motion in the system.

(ii) The algebraic sum of the moments about any point must be equal to zero. $\Sigma M = 0$ (i.e) the sum of clockwise moments about any point must be equal to the sum of anticlockwise moments about the same point. This condition ensures, the absence of rotational motion.

2.6 Uniform circular motion

The revolution of the Earth around the Sun, rotating fly wheel, electrons revolving around the nucleus, spinning top, the motion of a fan blade, revolution of the moon around the Earth etc. are some examples of circular motion. In all the above cases, the bodies or particles travel in a circular path. So, it is necessary to understand the motion of such bodies.

When a particle moves on a circular path with a constant speed, then its motion is known as uniform circular motion in a plane. The magnitude of velocity in circular motion remains constant but the direction changes continuously.

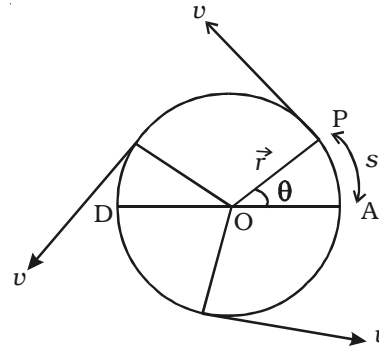


Fig. 2.36 Uniform circular motion

Let us consider a particle of mass m moving with a velocity v along the circle of radius r with centre O as shown in Fig 2.36. P is the position of the particle at a given instant of time such that the radial line OP makes an angle θ with the reference line DA . The magnitude of the velocity remains constant, but its direction changes continuously. The linear velocity always acts tangentially to the position of the particle (i.e) in each position, the linear velocity \vec{v} is perpendicular to the radius vector \vec{r} .

2.6.1 Angular displacement

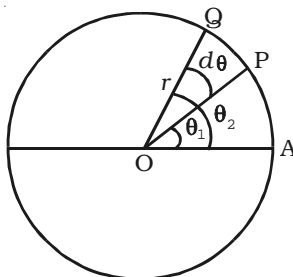


Fig. 2.37 Angular displacement

Let us consider a particle of mass m moving along the circular path of radius r as shown in Fig. 2.37. Let the initial position of the particle be A . P and Q are the positions of the particle at any instants of time t and $t + dt$ respectively. Suppose the particle traverses a distance ds along the circular path in time interval dt . During this interval, it moves through an angle $d\theta = \theta_2 - \theta_1$. The angle swept by the radius vector at a given time is called the angular displacement of the particle.

If r be the radius of the circle, then the angular displacement is given by $d\theta = \frac{ds}{r}$. The angular displacement is measured in terms of radian.

2.6.2 Angular velocity

The rate of change of angular displacement is called the angular velocity of the particle.

Let $d\theta$ be the angular displacement made by the particle in time dt , then the angular velocity of the particle is $\omega = \frac{d\theta}{dt}$. Its unit is rad s^{-1} and dimensional formula is T^{-1} .

For one complete revolution, the angle swept by the radius vector is 360° or 2π radians. If T is the time taken for one complete revolution, known as period, then the angular velocity of the particle is $\omega = \frac{\theta}{t} = \frac{2\pi}{T}$.

If the particle makes n revolutions per second, then $\omega = 2\pi\left(\frac{1}{T}\right) = 2\pi n$ where $n = \frac{1}{T}$ is the frequency of revolution.

2.6.3 Relation between linear velocity and angular velocity

Let us consider a body P moving along the circumference of a circle of radius r with linear velocity v and angular velocity ω as shown in Fig. 2.38. Let it move from P to Q in time dt and $d\theta$ be the angle swept by the radius vector.

Let $PQ = ds$, be the arc length covered by the particle moving along the circle, then the angular displacement $d\theta$ is expressed as $d\theta = \frac{ds}{r}$. But $ds = v dt$

$$\therefore d\theta = \frac{v dt}{r} \quad (\text{or}) \quad \frac{d\theta}{dt} = \frac{v}{r}$$

(i.e) Angular velocity $\omega = \frac{v}{r}$ or $v = \omega r$

In vector notation, $\vec{v} = \vec{\omega} \times \vec{r}$

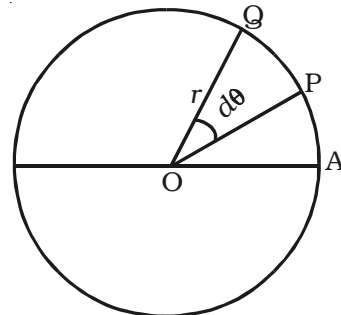


Fig 2.38 Relation between linear velocity and angular velocity

Thus, for a given angular velocity ω , the linear velocity v of the particle is directly proportional to the distance of the particle from the centre of the circular path (i.e) for a body in a uniform circular motion, the angular velocity is the same for all points in the body but linear velocity is different for different points of the body.

2.6.4 Angular acceleration

If the angular velocity of the body performing rotatory motion is non-uniform, then the body is said to possess angular acceleration.

The rate of change of angular velocity is called angular acceleration.

If the angular velocity of a body moving in a circular path changes from ω_1 to ω_2 in time t then its angular acceleration is

$$\alpha = \frac{d\omega}{dt} = \frac{d}{dt} \left(\frac{d\theta}{dt} \right) = \frac{d^2\theta}{dt^2} = \frac{\omega_2 - \omega_1}{t}.$$

The angular acceleration is measured in terms of rad s^{-2} and its dimensional formula is T^{-2} .

2.6.5 Relation between linear acceleration and angular acceleration

If dv is the small change in linear velocity in a time interval dt

then linear acceleration is $a = \frac{dv}{dt} = \frac{d}{dt}(r\omega) = r \frac{d\omega}{dt} = r\alpha.$

2.6.6 Centripetal acceleration

The speed of a particle performing uniform circular motion remains constant throughout the motion but its velocity changes continuously due to the change in direction (i.e) *the particle executing uniform circular motion is said to possess an acceleration.*

Consider a particle executing circular motion of radius r with linear velocity v and angular velocity ω . The linear velocity of the particle acts along the tangential line. Let $d\theta$ be the angle described by the particle at the centre when it moves from A to B in time dt .

At A and B, linear velocity v acts along AH and BT respectively. In Fig. 2.39 $\angle AOB = d\theta = \angle HET$ (\because angle subtended by the two radii of a circle = angle subtended by the two tangents).

The velocity v at B of the particle makes an angle $d\theta$ with the line BC and hence it is resolved horizontally as $v \cos d\theta$ along BC and vertically as $v \sin d\theta$ along BD.

Fig 2.39 Centripetal acceleration

\therefore The change in velocity along the horizontal direction = $v \cos d\theta - v$

If $d\theta$ is very small, $\cos d\theta = 1$

∴ Change in velocity along the horizontal direction = $v - v = 0$

(i.e) there is no change in velocity in the horizontal direction.

The change in velocity in the vertical direction (i.e along AO) is

$$dv = v \sin d\theta - 0 = v \sin d\theta$$

If $d\theta$ is very small, $\sin d\theta = d\theta$

∴ The change in velocity in the vertical direction (i.e) along radius of the circle

$$dv = v.d\theta \quad \dots(1)$$

$$\text{But, acceleration } a = \frac{dv}{dt} = \frac{v d\theta}{dt} = v\omega \quad \dots(2)$$

where $\omega = \frac{d\theta}{dt}$ is the angular velocity of the particle.

$$\text{We know that } v = r\omega \quad \dots(3)$$

From equations (2) and (3),

$$a = r\omega \omega = r\omega^2 = \frac{v^2}{r} \quad \dots(4)$$

Hence, the acceleration of the particle producing uniform circular motion is equal to $\frac{v^2}{r}$ and is along AO (i.e) directed towards the centre of the circle. This acceleration is directed towards the centre of the circle along the radius and perpendicular to the velocity of the particle. This acceleration is known as centripetal or radial or normal acceleration.

2.6.7 Centripetal force

According to Newton's first law of motion, a body possesses the property called directional inertia (i.e) the inability of the body to change its direction. This means that without the application of an external force, the direction of motion can not be changed. Thus when a body is moving along a circular path, some force must be acting upon it, which continuously changes the body from its straight-line path (Fig 2.40). It makes clear that the applied force should have no component in the direction of the motion of the body or the force must act at every

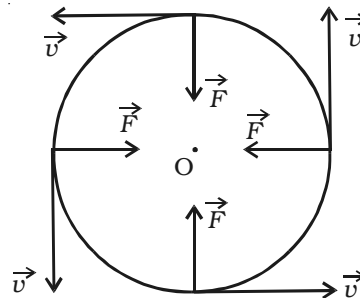


Fig 2.40 Centripetal force

point perpendicular to the direction of motion of the body. This force, therefore, must act along the radius and should be directed towards the centre.

Hence *for circular motion, a constant force should act on the body, along the radius towards the centre and perpendicular to the velocity of the body. This force is known as centripetal force.*

If m is the mass of the body, then the magnitude of the centripetal force is given by

$$\begin{aligned} F &= \text{mass} \times \text{centripetal acceleration} \\ &= m \left(\frac{v^2}{r} \right) = \frac{mv^2}{r} = m (r\omega^2) \end{aligned}$$

Examples

Any force like gravitational force, frictional force, electric force, magnetic force etc. may act as a centripetal force. Some of the examples of centripetal force are :

(i) In the case of a stone tied to the end of a string whirled in a circular path, the centripetal force is provided by the tension in the string.

(ii) When a car takes a turn on the road, the frictional force between the tyres and the road provides the centripetal force.

(iii) In the case of planets revolving round the Sun or the moon revolving round the earth, the centripetal force is provided by the gravitational force of attraction between them

(iv) For an electron revolving round the nucleus in a circular path, the electrostatic force of attraction between the electron and the nucleus provides the necessary centripetal force.

2.6.8 Centrifugal reaction

According to Newton's third law of motion, for every action there is an equal and opposite reaction. *The equal and opposite reaction to the centripetal force is called centrifugal reaction, because it tends to take the body away from the centre.* In fact, the centrifugal reaction is a pseudo or apparent force, acts or assumed to act because of the acceleration of the rotating body.

In the case of a stone tied to the end of the string is whirled in a circular path, not only the stone is acted upon by a force (centripetal force) along the string towards the centre, but the stone also exerts an equal and opposite force on the hand (centrifugal force) away from the

centre, along the string. On releasing the string, the tension disappears and the stone flies off tangentially to the circular path along a straight line as enunciated by Newton's first law of motion.

When a car is turning round a corner, the person sitting inside the car experiences an outward force. It is because of the fact that no centripetal force is supplied by the person. Therefore, to avoid the outward force, the person should exert an inward force.

2.6.9 Applications of centripetal forces

(i) Motion in a vertical circle

Let us consider a body of mass m tied to one end of the string which is fixed at O and it is moving in a vertical circle of radius r about the point O as shown in Fig. 2.41. The motion is circular but is not uniform, since the body speeds up while coming down and slows down while going up.

Suppose the body is at P at any instant of time t , the tension T in the string always acts towards O .

The weight mg of the body at P is resolved along the string as $mg \cos \theta$ which acts outwards and $mg \sin \theta$, perpendicular to the string.

When the body is at P , the following forces acts on it along the string.

- (i) $mg \cos \theta$ acts along OP (outwards)
- (ii) tension T acts along PO (inwards)

Net force on the body at P acting along $PO = T - mg \cos \theta$

This must provide the necessary centripetal force $\frac{mv^2}{r}$.

Therefore, $T - mg \cos \theta = \frac{mv^2}{r}$

$$T = mg \cos \theta + \frac{mv^2}{r} \quad \dots(1)$$

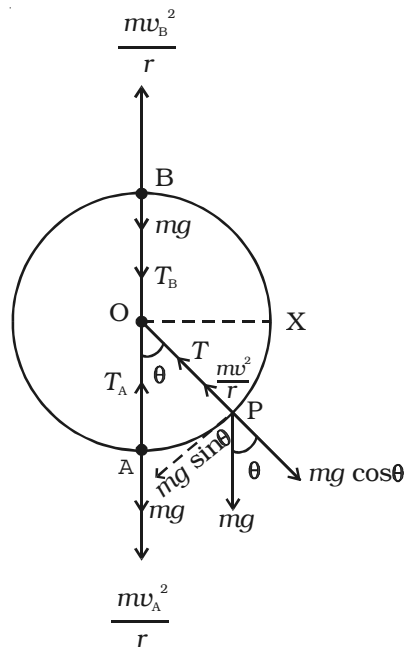


Fig. 2.41 Motion of a body in a vertical circle

At the lowest point A of the path, $\theta = 0^\circ$, $\cos 0^\circ = 1$ then

$$\text{from equation (1), } T_A = mg + \frac{mv_A^2}{r} \quad \dots(2)$$

At the highest point of the path, i.e. at B, $\theta = 180^\circ$. Hence $\cos 180^\circ = -1$

$$\therefore \text{ from equation (1), } T_B = -mg + \frac{mv_B^2}{r} = \frac{mv_B^2}{r} - mg$$

$$T_B = m \left(\frac{v_B^2}{r} - g \right) \quad \dots(3)$$

If $T_B > 0$, then the string remains taut while if $T_B < 0$, the string slackens and it becomes impossible to complete the motion in a vertical circle.

If the velocity v_B is decreased, the tension T_B in the string also decreases, and becomes zero at a certain minimum value of the speed called *critical velocity*. Let v_C be the minimum value of the velocity, then at $v_B = v_C$, $T_B = 0$. Therefore from equation (3),

$$\frac{mv_C^2}{r} - mg = 0 \quad (\text{or}) \quad v_C^2 = rg$$

$$\text{(i.e.) } v_C = \sqrt{rg} \quad \dots(4)$$

If the velocity of the body at the highest point B is below this critical velocity, the string becomes slack and the body falls downwards instead of moving along the circular path. In order to ensure that the velocity v_B at the top is not lesser than the critical velocity \sqrt{rg} , the minimum velocity v_A at the lowest point should be in such a way that v_B should be \sqrt{rg} . (i.e) the motion in a vertical circle is possible only if $v_B \geq \sqrt{rg}$.

The velocity v_A of the body at the bottom point A can be obtained by using law of conservation of energy. When the stone rises from A to B, i.e through a height $2r$, its potential energy increases by an amount equal to the decrease in kinetic energy. Thus,

$$\begin{aligned} & (\text{Potential energy at A} + \text{Kinetic energy at A}) = \\ & \qquad \qquad \qquad (\text{Potential energy at B} + \text{Kinetic energy at B}) \end{aligned}$$

$$\text{(i.e.) } 0 + \frac{1}{2} m v_A^2 = mg (2r) + \frac{1}{2} m v_B^2$$

$$\text{Dividing by } \frac{m}{2}, v_A^2 = v_B^2 + 4gr \quad \dots(5)$$

But from equation (4), $u_B^2 = gr$ ($\because v_B = v_C$)

\therefore Equation (5) becomes, $v_A^2 = gr + 4gr$ (or) $v_A = \sqrt{5gr}$... (6)

Substituting v_A from equation (6) in (2),

$$T_A = mg + \frac{m(5gr)}{r} = mg + 5mg = 6mg \quad \dots(7)$$

While rotating in a vertical circle, the stone must have a velocity greater than $\sqrt{5gr}$ or tension greater than $6mg$ at the lowest point, so that its velocity at the top is greater than \sqrt{gr} or tension ≥ 0 .

An aeroplane while looping a vertical circle must have a velocity greater than $\sqrt{5gr}$ at the lowest point, so that its velocity at the top is greater than \sqrt{gr} . In that case, pilot sitting in the aeroplane will not fall.

(ii) Motion on a level circular road

When a vehicle goes round a level curved path, it should be acted upon by a centripetal force. While negotiating the curved path, the wheels of the car have a tendency to leave the curved path and regain the straight-line path. Frictional force between the tyres and the road opposes this tendency of the wheels. This frictional force, therefore, acts towards the centre of the circular path and provides the necessary centripetal force.

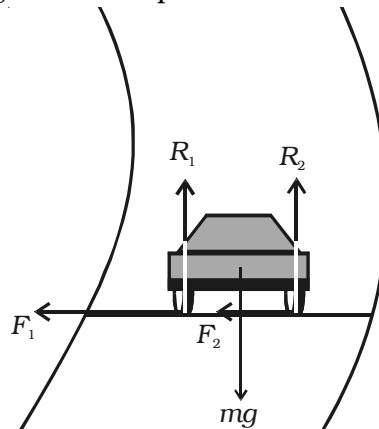


Fig. 2.42 Vehicle on a level circular road

In Fig. 2.42, weight of the vehicle mg acts vertically downwards. R_1, R_2 are the forces of normal reaction of the road on the wheels. As the road is level (horizontal), R_1, R_2 act vertically upwards. Obviously,

$$R_1 + R_2 = mg \quad \dots(1)$$

Let μ^* be the coefficient of friction between the tyres and the

***Friction :** Whenever a body slides over another body, a force comes into play between the two surfaces in contact and this force is known as frictional force. The frictional force always acts in the opposite direction to that of the motion of the body. The frictional force depends on the normal reaction. (Normal reaction is a perpendicular reactional force that acts on the body at the point of contact due to its own weight) (i.e) Frictional force \propto normal reaction $F \propto R$ (or) $F = \mu R$ where μ is a proportionality constant and is known as the coefficient of friction. The coefficient of friction depends on the nature of the surface.

road, F_1 and F_2 be the forces of friction between the tyres and the road, directed towards the centre of the curved path.

$$\therefore F_1 = \mu R_1 \text{ and } F_2 = \mu R_2 \quad \dots(2)$$

If v is velocity of the vehicle while negotiating the curve, the centripetal force required = $\frac{mv^2}{r}$.

As this force is provided only by the force of friction.

$$\begin{aligned} \therefore \frac{mv^2}{r} &\leq (F_1 + F_2) \\ &\leq (\mu R_1 + \mu R_2) \\ &\leq \mu (R_1 + R_2) \\ \therefore \frac{mv^2}{r} &\leq \mu mg \quad (\because R_1 + R_2 = mg) \\ v^2 &\leq \mu rg \\ v &\leq \sqrt{\mu rg} \end{aligned}$$

Hence the maximum velocity with which a car can go round a level curve without skidding is $v = \sqrt{\mu rg}$. The value of v depends on radius r of the curve and coefficient of friction μ between the tyres and the road.

(iii) Banking of curved roads and tracks

When a car goes round a level curve, the force of friction between the tyres and the road provides the necessary centripetal force. If the frictional force, which acts as centripetal force and keeps the body moving along the circular road is not enough to provide the necessary centripetal force, the car will skid. In order to avoid skidding, while going round a curved path the outer edge of the road is raised above the level of the inner edge. This is known as banking of curved roads or tracks.

Bending of a cyclist round a curve

A cyclist has to bend slightly towards the centre of the circular track in order to take a safe turn without slipping.

Fig. 2.43 shows a cyclist taking a turn towards his right on a circular path of radius r . Let m be the mass of the cyclist along with the bicycle and v , the velocity. When the cyclist negotiates the curve, he bends inwards from the vertical, by an angle θ . Let R be the reaction

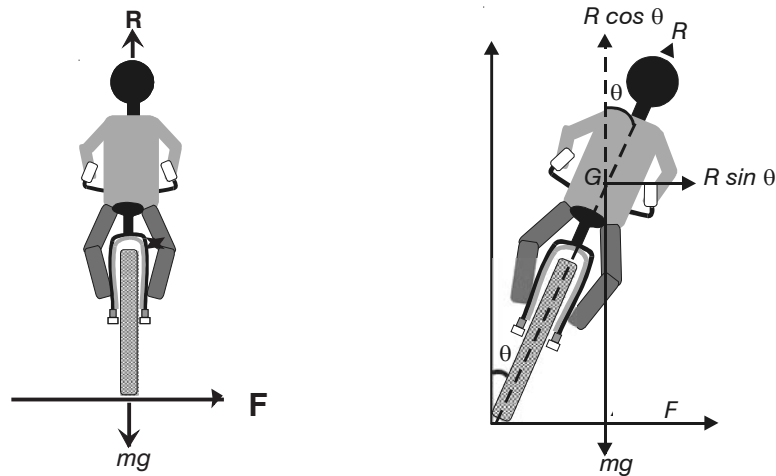


Fig 2.43 Bending of a cyclist in a curved road

of the ground on the cyclist. The reaction R may be resolved into two components: (i) the component $R \sin \theta$, acting towards the centre of the curve providing necessary centripetal force for circular motion and (ii) the component $R \cos \theta$, balancing the weight of the cyclist along with the bicycle.

$$(i.e) \quad R \sin \theta = \frac{mv^2}{r} \quad \dots(1)$$

$$\text{and} \quad R \cos \theta = mg \quad \dots(2)$$

Dividing equation (1) by (2), $\frac{R \sin \theta}{R \cos \theta} = \frac{mv^2}{rg}$

$$\tan \theta = \frac{v^2}{rg} \quad \dots(3)$$

Thus for less bending of cyclist (i.e for θ to be small), the velocity v should be smaller and radius r should be larger.

For a banked road (Fig. 2.44), let h be the elevation of the outer edge of the road above the inner edge and l be the width of the road then,

$$\sin \theta = \frac{h}{l} \quad \dots(4)$$

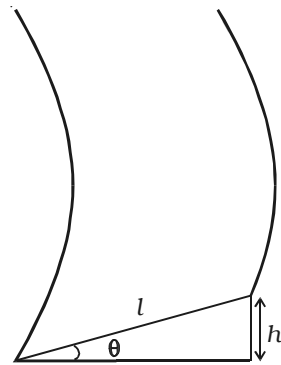


Fig 2.44 Banked road

For small values of θ , $\sin \theta = \tan \theta$

Therefore from equations (3) and (4)

$$\tan \theta = \frac{h}{l} = \frac{v^2}{rg} \quad \dots(5)$$

Obviously, a road or track can be banked correctly only for a particular speed of the vehicle. Therefore, the driver must drive with a particular speed at the circular turn. If the speed is higher than the desired value, the vehicle tends to slip outward at the turn but then the frictional force acts inwards and provides the additional centripetal force. Similarly, if the speed of the vehicle is lower than the desired speed it tends to slip inward at the turn but now the frictional force acts outwards and reduces the centripetal force.

Condition for skidding

When the centripetal force is greater than the frictional force, skidding occurs. If μ is the coefficient of friction between the road and tyre, then the limiting friction (frictional force) is $f = \mu R$ where normal reaction $R = mg$

$$\therefore f = \mu (mg)$$

Thus for skidding,

Centripetal force > Frictional force

$$\frac{mv^2}{r} > \mu (mg)$$

$$\frac{v^2}{rg} > \mu$$

$$\text{But } \frac{v^2}{rg} = \tan \theta$$

$$\therefore \tan \theta > \mu$$

(i.e) when the tangent of the angle of banking is greater than the coefficient of friction, skidding occurs.

2.7 Work

The terms work and energy are quite familiar to us and we use them in various contexts. In everyday life, the term work is used to refer to any form of activity that requires the exertion of mental or muscular efforts. In physics, *work is said to be done by a force or*

against the direction of the force, when the point of application of the force moves towards or against the direction of the force. If no displacement takes place, no work is said to be done. Therefore for work to be done, two essential conditions should be satisfied:

- (i) a force must be exerted
- (ii) the force must cause a motion or displacement

If a particle is subjected to a force F and if the particle is displaced by an infinitesimal displacement ds , the work done dw by the force is $dw = \vec{F} \cdot \vec{ds}$.

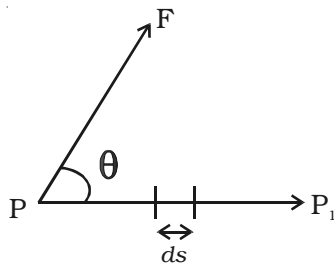


Fig. 2.45 Work done by a force

The magnitude of the above dot product is $F \cos \theta ds$.

(i.e) $dw = F ds \cos \theta = (F \cos \theta) ds$ where $\theta =$ angle between \vec{F} and \vec{ds} . (Fig. 2.45)

Thus, the work done by a force during an infinitesimal displacement is equal to the product of the displacement ds and the component of the force $F \cos \theta$ in the direction of the displacement.

Work is a scalar quantity and has magnitude but no direction.

The work done by a force when the body is displaced from position P to P_1 can be obtained by integrating the above equation,

$$W = \int dw = \int (F \cos \theta) ds$$

Work done by a constant force

When the force F acting on a body has a constant magnitude and acts at a constant angle θ from the straight line path of the particle as shown as Fig. 2.46, then,

$$W = F \cos \theta \int_{s_1}^{s_2} ds = F \cos \theta (s_2 - s_1)$$

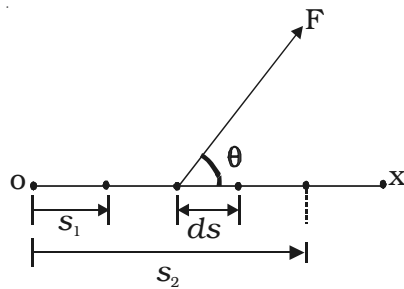


Fig. 2.46 Work done by a constant force

The graphical representation of work done by a constant force is shown in Fig 2.47.

$$W = F \cos \theta (s_2 - s_1) = \text{area ABCD}$$

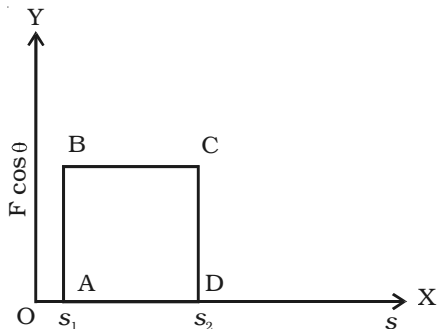


Fig.2.47 Graphical representation of work done by a constant force

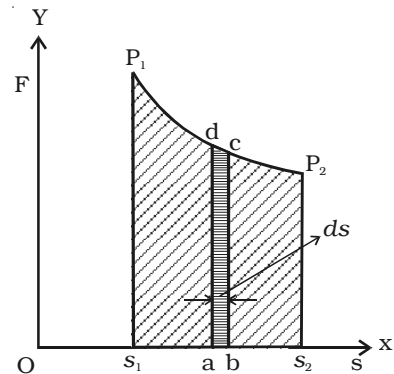


Fig 2.48 Work done by a variable force

Work done by a variable force

If the body is subjected to a varying force F and displaced along X axis as shown in Fig 2.48, work done

$$dw = F \cos \theta \cdot ds = \text{area of the small element } abcd.$$

\therefore The total work done when the body moves from s_1 to s_2 is

$$\Sigma dw = W = \text{area under the curve } P_1P_2 = \text{area } S_1P_1P_2S_2$$

The unit of work is joule. *One joule is defined as the work done by a force of one newton when its point of application moves by one metre along the line of action of the force.*

Special cases

(i) When $\theta = 0$, the force F is in the same direction as the displacement s .

$$\therefore \text{Work done, } W = F s \cos 0 = F s$$

(ii) When $\theta = 90^\circ$, the force under consideration is normal to the direction of motion.

$$\therefore \text{Work done, } W = F s \cos 90^\circ = 0$$

For example, if a body moves along a frictionless horizontal surface, its weight and the reaction of the surface, both normal to the surface, do no work. Similarly, when a stone tied to a string is whirled around in a circle with uniform speed, the centripetal force continuously changes the direction of motion. Since this force is always normal to the direction of motion of the object, it does no work.

(iii) When $\theta = 180^\circ$, the force F is in the opposite direction to the displacement.

$$\therefore \text{Work done (W)} = F s \cos 180^\circ = -F s$$

(eg.) The frictional force that slows the sliding of an object over a surface does a negative work.

A *positive work* can be defined as the *work done by a force* and a *negative work* as the *work done against a force*.

2.8 Energy

Energy can be defined as the capacity to do work. Energy can manifest itself in many forms like mechanical energy, thermal energy, electric energy, chemical energy, light energy, nuclear energy, etc.

The energy possessed by a body due to its position or due to its motion is called mechanical energy.

The mechanical energy of a body consists of potential energy and kinetic energy.

2.8.1 Potential energy

The potential energy of a body is the energy stored in the body by virtue of its position or the state of strain. Hence water stored in a reservoir, a wound spring, compressed air, stretched rubber chord, etc, possess potential energy.

Potential energy is given by the amount of work done by the force acting on the body, when the body moves from its given position to some other position.

Expression for the potential energy

Let us consider a body of mass m , which is at rest at a height h above the ground as shown in Fig 2.49. The work done in raising the body from the ground to the height h is stored in the body as its potential energy and when the body falls to the ground, the same amount of work can be got back from it. Now, in order to lift the body vertically up, a force mg equal to the weight of the body should be applied.

When the body is taken vertically up through a height h , then work done, $W = \text{Force} \times \text{displacement}$

$$\therefore W = mg \times h$$

This work done is stored as potential energy in the body

$$\therefore E_p = mgh$$

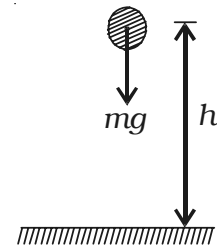


Fig. 2.49
Potential energy

2.8.2 Kinetic energy

The kinetic energy of a body is the energy possessed by the body by virtue of its motion. It is measured by the amount of work that the body can perform against the impressed forces before it comes to rest. A falling body, a bullet fired from a rifle, a swinging pendulum, etc. possess kinetic energy.

A body is capable of doing work if it moves, but in the process of doing work its velocity gradually decreases. The amount of work that can be done depends both on the magnitude of the velocity and the mass of the body. A heavy bullet will penetrate a wooden plank deeper than a light bullet of equal size moving with equal velocity.

Expression for Kinetic energy

Let us consider a body of mass m moving with a velocity v in a straightline as shown in Fig. 2.50. Suppose that it is acted upon by a constant force F resisting its motion, which produces retardation a (decrease in acceleration is known as retardation). Then

$$F = \text{mass} \times \text{retardation} = -ma \quad \dots(1)$$

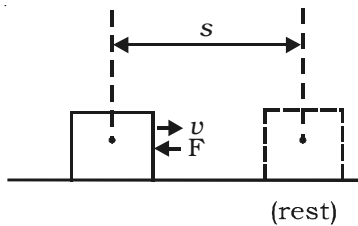


Fig. 2.50 Kinetic energy

Let dx be the displacement of the body before it comes to rest.

But the retardation is

$$a = \frac{dv}{dt} = \frac{dv}{dx} \times \frac{dx}{dt} = \frac{dv}{dx} \times v \quad \dots(2)$$

where $\frac{dx}{dt} = v$ is the velocity of the body

$$\text{Substituting equation (2) in (1), } F = -mv \frac{dv}{dx} \quad \dots(3)$$

Hence the work done in bringing the body to rest is given by,

$$W = \int F \cdot dx = -\int_v^0 mv \cdot \frac{dv}{dx} \cdot dx = -m \int_v^0 v dv \quad \dots(4)$$

$$W = -m \left[\frac{v^2}{2} \right]_v^0 = \frac{1}{2} mv^2$$

This work done is equal to kinetic energy of the body.

$$\therefore \text{Kinetic energy } E_k = \frac{1}{2} mv^2$$

2.8.3 Principle of work and energy (work - energy theorem)

Statement

The work done by a force acting on the body during its displacement is equal to the change in the kinetic energy of the body during that displacement.

Proof

Let us consider a body of mass m acted upon by a force F and moving with a velocity v along a path as shown in Fig. 2.51. At any instant, let P be the position of the body from the origin O . Let θ be the angle made by the direction of the force with the tangential line drawn at P .

The force F can be resolved into two rectangular components :

(i) $F_t = F \cos \theta$, tangentially and

(ii) $F_n = F \sin \theta$, normally at P .

$$\text{But } F_t = ma_t$$

...(1)

where a_t is the acceleration of the body in the tangential direction

$$\therefore F \cos \theta = ma_t \quad \dots(2)$$

$$\text{But } a_t = \frac{dv}{dt} \quad \dots(3)$$

\therefore substituting equation (3) in (2),

$$F \cos \theta = m \frac{dv}{dt} = m \frac{dv}{ds} \cdot \frac{ds}{dt} \quad \dots(4)$$

$$F \cos \theta ds = mv dv \quad \dots(5)$$

where ds is the small displacement.

Let v_1 and v_2 be the velocities of the body at the positions 1 and 2 and the corresponding distances be s_1 and s_2 .

Integrating the equation (5),

$$\int_{s_1}^{s_2} (F \cos \theta) ds = \int_{v_1}^{v_2} mv dv \quad \dots(6)$$

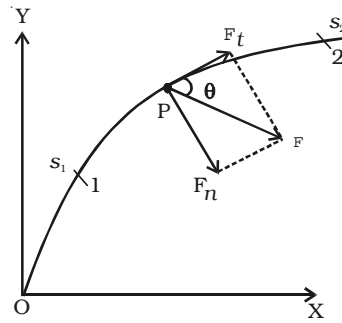


Fig. 2.51
Work-energy theorem

$$\text{But } \int_{s_1}^{s_2} (F \cos \theta) ds = W_{1 \rightarrow 2} \quad \dots(7)$$

where $W_{1 \rightarrow 2}$ is the work done by the force

From equation (6) and (7),

$$\begin{aligned} W_{1 \rightarrow 2} &= \int_{v_1}^{v_2} mv \, dv \\ &= m \left[\frac{v^2}{2} \right]_{v_1}^{v_2} = \frac{mv_2^2}{2} - \frac{mv_1^2}{2} \quad \dots(8) \end{aligned}$$

Therefore work done

= final kinetic energy – initial kinetic energy

= change in kinetic energy

This is known as Work–energy theorem.

2.8.4 Conservative forces and non-conservative forces

Conservative forces

If the work done by a force in moving a body between two positions is independent of the path followed by the body, then such a force is called as a conservative force.

Examples : force due to gravity, spring force and elastic force.

The work done by the conservative forces depends only upon the initial and final position of the body.

$$\text{(i.e.) } \oint \vec{F} \cdot d\vec{r} = 0$$

The work done by a conservative force around a closed path is zero.

Non conservative forces

Non-conservative force is the force, which can perform some resultant work along an arbitrary closed path of its point of application.

The work done by the non-conservative force depends upon the path of the displacement of the body

$$(i.e.) \oint \vec{F} \cdot d\vec{r} \neq 0$$

(e.g) Frictional force, viscous force, etc.

2.8.5 Law of conservation of energy

The law states that, if a body or system of bodies is in motion under a conservative system of forces, the sum of its kinetic energy and potential energy is constant.

Explanation

From the principle of work and energy,

Work done = change in the kinetic energy

$$(i.e) W_{1 \rightarrow 2} = E_{k2} - E_{k1} \quad \dots(1)$$

If a body moves under the action of a conservative force, work done is stored as potential energy.

$$W_{1 \rightarrow 2} = - (E_{p2} - E_{p1}) \quad \dots(2)$$

Work done is equal to negative change of potential energy. Combining the equation (1) and (2),

$$E_{k2} - E_{k1} = -(E_{p2} - E_{p1}) \text{ (or) } E_{p1} + E_{k1} = E_{p2} + E_{k2} \quad \dots(3)$$

which means that *the sum of the potential energy and kinetic energy of a system of particles remains constant during the motion under the action of the conservative forces.*

2.8.6 Power

It is defined as the rate at which work is done.

$$power = \frac{\text{work done}}{\text{time}}$$

Its unit is watt and dimensional formula is ML^2T^{-3} .

Power is said to be one watt, when one joule of work is said to be done in one second.

If dw is the work done during an interval of time dt then,

$$power = \frac{dw}{dt} \quad \dots(1)$$

$$\text{But } dw = (F \cos \theta) ds \quad \dots(2)$$

where θ is the angle between the direction of the force and displacement. $F \cos \theta$ is component of the force in the direction of the small displacement ds .

$$\begin{aligned} \text{Substituting equation (2) in (1) power} &= \frac{(F \cos \theta) ds}{dt} \\ &= (F \cos \theta) \frac{ds}{dt} = (F \cos \theta) v \quad \left(\because \frac{ds}{dt} = v \right) \\ \therefore \text{power} &= (F \cos \theta) v \end{aligned}$$

If F and v are in the same direction, then

$$\text{power} = F v \cos 0 = F v = \text{Force} \times \text{velocity}$$

It is also represented by the dot product of F and v .

$$\text{(i.e) } P = \vec{F} \cdot \vec{v}$$

2.9 Collisions

A collision between two particles is said to occur if they physically strike against each other or if the path of the motion of one is influenced by the other. In physics, the term collision does not necessarily mean that a particle actually strikes. In fact, two particles may not even touch each other and yet they are said to collide if one particle influences the motion of the other.

When two bodies collide, each body exerts a force on the other. The two forces are exerted simultaneously for an equal but short interval of time. According to Newton's third law of motion, each body exerts an equal and opposite force on the other at each instant of collision. During a collision, the two fundamental conservation laws namely, the law of conservation of momentum and that of energy are obeyed and these laws can be used to determine the velocities of the bodies after collision.

Collisions are divided into two types: (i) elastic collision and (ii) inelastic collision

2.9.1 Elastic collision

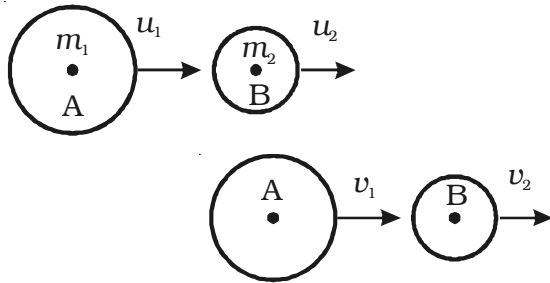
If the kinetic energy of the system is conserved during a collision, it is called an elastic collision. (i.e) The total kinetic energy before collision and after collision remains unchanged. The collision between subatomic

particles is generally elastic. The collision between two steel or glass balls is nearly elastic. In elastic collision, the linear momentum and kinetic energy of the system are conserved.

Elastic collision in one dimension

If the two bodies after collision move in a straight line, the collision is said to be of one dimension.

Consider two bodies A and B of masses m_1 and m_2 moving along the same straight line in the same direction with velocities u_1 and u_2 respectively as shown in Fig. 2.54. Let us assume that u_1 is greater than



u_2 . The bodies A and B suffer a head on collision when they strike and continue to move along the same straight line with velocities v_1 and v_2 respectively.

From the law of conservation of linear momentum,

Fig 2.54 Elastic collision in one dimension

$$\begin{aligned} \text{Total momentum before collision} &= \\ \text{Total momentum after collision} & \\ m_1u_1 + m_2u_2 &= m_1v_1 + m_2v_2 \end{aligned} \quad \dots(1)$$

Since the kinetic energy of the bodies is also conserved during the collision

$$\begin{aligned} \text{Total kinetic energy before collision} &= \\ \text{Total kinetic energy after collision} & \\ \frac{1}{2}m_1u_1^2 + \frac{1}{2}m_2u_2^2 &= \frac{1}{2}m_1v_1^2 + \frac{1}{2}m_2v_2^2 \end{aligned} \quad \dots(2)$$

$$m_1u_1^2 - m_1v_1^2 = m_2v_2^2 - m_2u_2^2 \quad \dots(3)$$

$$\text{From equation (1) } m_1(u_1 - v_1) = m_2(v_2 - u_2) \quad \dots(4)$$

Dividing equation (3) by (4),

$$\begin{aligned} \frac{u_1^2 - v_1^2}{u_1 - v_1} &= \frac{v_2^2 - u_2^2}{v_2 - u_2} \quad (\text{or}) \quad u_1 + v_1 = u_2 + v_2 \\ (u_1 - u_2) &= (v_2 - v_1) \end{aligned} \quad \dots(5)$$

Equation (5) shows that in an elastic one-dimensional collision, the relative velocity with which the two bodies approach each other before collision is equal to the relative velocity with which they recede from each other after collision.

$$\text{From equation (5), } v_2 = u_1 - u_2 + v_1 \quad \dots(6)$$

Substituting v_2 in equation (4),

$$m_1 (u_1 - v_1) = m_2 (v_1 - u_2 + u_1 - u_2)$$

$$m_1 u_1 - m_1 v_1 = m_2 u_1 - 2m_2 u_2 + m_2 v_1$$

$$(m_1 + m_2)v_1 = m_1 u_1 - m_2 u_1 + 2m_2 u_2$$

$$(m_1 + m_2)v_1 = u_1 (m_1 - m_2) + 2m_2 u_2$$

$$v_1 = u_1 \left[\frac{m_1 - m_2}{m_1 + m_2} \right] + \frac{2m_2 u_2}{(m_1 + m_2)} \quad \dots(7)$$

$$\text{Similarly, } v_2 = \frac{2m_1 u_1}{(m_1 + m_2)} + \frac{u_2 (m_2 - m_1)}{(m_1 + m_2)} \quad \dots(8)$$

Special cases

Case (i) : If the masses of colliding bodies are equal, i.e. $m_1 = m_2$

$$v_1 = u_2 \text{ and } v_2 = u_1 \quad \dots(9)$$

After head on elastic collision, the velocities of the colliding bodies are mutually interchanged.

Case (ii) : If the particle B is initially at rest, (i.e) $u_2 = 0$ then

$$v_1 = \frac{(m_A - m_B)}{(m_A + m_B)} u_A \quad \dots(10)$$

$$\text{and } v_2 = \frac{2m_A}{(m_A + m_B)} u_1 \quad \dots(11)$$

2.9.2 Inelastic collision

During a collision between two bodies if there is a loss of kinetic energy, then the collision is said to be an inelastic collision. Since there is always some loss of kinetic energy in any collision, collisions are generally inelastic. In inelastic collision, the linear momentum is conserved but the energy is not conserved. If two bodies stick together, after colliding, the collision is perfectly inelastic but it is a special case of inelastic collision called plastic collision. (eg) a bullet striking a block

of wood and being embedded in it. The loss of kinetic energy usually results in the form of heat or sound energy.

Let us consider a simple situation in which the inelastic head on collision between two bodies of masses m_A and m_B takes place. Let the colliding bodies be initially move with velocities u_1 and u_2 . After collision both bodies stick together and moves with common velocity v .

Total momentum of the system before collision = $m_A u_1 + m_B u_2$

Total momentum of the system after collision =

mass of the composite body \times common velocity = $(m_A + m_B) v$

By law of conservation of momentum

$$m_A u_1 + m_B u_2 = (m_A + m_B) v \quad (\text{or}) \quad v = \frac{m_A u_A + m_B u_B}{m_A + m_B}$$

Thus, knowing the masses of the two bodies and their velocities before collision, the common velocity of the system after collision can be calculated.

If the second particle is initially at rest i.e. $u_2 = 0$ then

$$v = \frac{m_A u_A}{m_A + m_B}$$

kinetic energy of the system before collision

$$E_{K1} = \frac{1}{2} m_A u_A^2 \quad [\because u_2 = 0]$$

and kinetic energy of the system after collision

$$E_{K2} = \frac{1}{2} (m_A + m_B) v^2$$

$$\begin{aligned} \text{Hence, } \frac{E_{K2}}{E_{K1}} &= \frac{\text{kinetic energy after collision}}{\text{kinetic energy before collision}} \\ &= \frac{(m_A + m_B) v^2}{m_A u_A^2} \end{aligned}$$

Substituting the value of v in the above equation,

$$\frac{E_{K2}}{E_{K1}} = \frac{m_A}{m_A + m_B} \quad (\text{or}) \quad \frac{E_{K2}}{E_{K1}} < 1$$

It is clear from the above equation that in a perfectly inelastic collision, the kinetic energy after impact is less than the kinetic energy before impact. The loss in kinetic energy may appear as heat energy.

Solved Problems

- 2.1 The driver of a car travelling at 72 kmph observes the light 300 m ahead of him turning red. The traffic light is timed to remain red for 20 s before it turns green. If the motorist wishes to pass the light without stopping to wait for it to turn green, determine (i) the required uniform acceleration of the car (ii) the speed with which the motorist crosses the traffic light.

Data : $u = 72 \text{ kmph} = 72 \times \frac{5}{18} \text{ m s}^{-1} = 20 \text{ m s}^{-1}$; $S = 300 \text{ m}$;
 $t = 20 \text{ s}$; $a = ?$; $v = ?$

Solution : i) $s = ut + \frac{1}{2} at^2$
 $300 = (20 \times 20) + \frac{1}{2} a (20)^2$
 $a = -0.5 \text{ m s}^{-2}$
 ii) $v = u + at = 20 - 0.5 \times 20 = 10 \text{ m s}^{-1}$

- 2.2 A stone is dropped from the top of the tower 50 m high. At the same time another stone is thrown up from the foot of the tower with a velocity of 25 m s^{-1} . At what distance from the top and after how much time the stones cross each other?

Data: Height of the tower = 50 m $u_1 = 0$; $u_2 = 25 \text{ m s}^{-1}$

Let s_1 and s_2 be the distances travelled by the two stones at the time of crossing (t). Therefore $s_1 + s_2 = 50 \text{ m}$

$$s_1 = ? ; t = ?$$

Solution : For I stone : $s_1 = \frac{1}{2} g t^2$

For II stone : $s_2 = u_2 t - \frac{1}{2} g t^2$

$$s_2 = 25 t - \frac{1}{2} g t^2$$

Therefore, $s_1 + s_2 = 50 = \frac{1}{2} g t^2 + 25 t - \frac{1}{2} g t^2$

$$t = 2 \text{ seconds}$$

$$s_1 = \frac{1}{2} g t^2 = \frac{1}{2} (9.8) (2)^2 = 19.6 \text{ m}$$

- 2.3 A boy throws a ball so that it may just clear a wall 3.6m high. The boy is at a distance of 4.8 m from the wall. The ball was found to hit the ground at a distance of 3.6m on the other side of the wall. Find the least velocity with which the ball can be thrown.

Data : Range of the ball = $4.8 + 3.6 = 8.4\text{m}$

Height of the wall = 3.6m

$u = ? ; \theta = ?$

Solution : The top of the wall AC must lie on the path of the projectile.

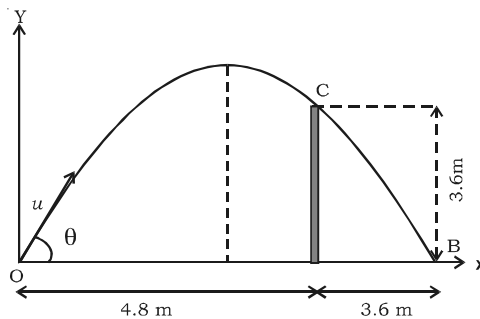
The equation of the projectile is $y = x \tan \theta - \frac{gx^2}{2u^2 \cos^2 \theta}$... (1)

The point C ($x = 4.8\text{m}$, $y = 3.6\text{m}$) lies on the trajectory.

Substituting the known values in (1),

$$3.6 = 4.8 \tan \theta - \frac{g \times (4.8)^2}{2u^2 \cos^2 \theta} \quad \dots(2)$$

The range of the projectile is $R = \frac{u^2 \sin 2\theta}{g} = 8.4$... (3)



From (3), $\frac{u^2}{g} = \frac{8.4}{\sin 2\theta}$... (4)

Substituting (4) in (2),

$$3.6 = (4.8) \tan \theta - \frac{(4.8)^2}{2 \cos^2 \theta} \times \frac{\sin 2\theta}{(8.4)}$$

Data : Initial velocity of the bomb in the horizontal is the same as that of the air plane.

Initial velocity of the bomb in the horizontal

$$\text{direction} = 540 \text{ kmph} = 540 \times \frac{5}{18} \text{ m s}^{-1} = 150 \text{ m s}^{-1}$$

Initial velocity in the vertical direction (u) = 0 ; vertical distance (s) = 2000 m ; time of flight t = ?

Solution : From equation of motion,

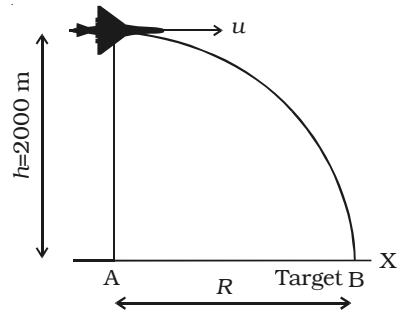
$$s = ut + \frac{1}{2}at^2$$

Substituting the known values,

$$2000 = 0 \times t + \frac{1}{2} \times 9.8 \times t^2$$

$$2000 = 4.9t^2 \quad (\text{or})$$

$$t = \sqrt{\frac{2000}{4.9}} = 20.20 \text{ s}$$



$$\begin{aligned} \therefore \text{horizontal range} &= \text{horizontal velocity} \times \text{time of flight} \\ &= 150 \times 20.20 = 3030 \text{ m} \end{aligned}$$

- 2.6 Two equal forces are acting at a point with an angle of 60° between them. If the resultant force is equal to $20\sqrt{3}$ N, find the magnitude of each force.

Data : Angle between the forces, $\theta = 60^\circ$; Resultant $R = 20\sqrt{3}$ N

$$P = Q = P \text{ (say)} = ?$$

$$\begin{aligned} \text{Solution : } R &= \sqrt{P^2 + Q^2 + 2PQ \cos \theta} \\ &= \sqrt{P^2 + P^2 + 2P \cdot P \cos 60^\circ} \\ &= \sqrt{2P^2 + 2P^2 \cdot \frac{1}{2}} = P \sqrt{3} \end{aligned}$$

$$20 \sqrt{3} = P \sqrt{3}$$

$$P = 20 \text{ N}$$

2.7 If two forces $F_1 = 20 \text{ kN}$ and $F_2 = 15 \text{ kN}$ act on a particle as shown in figure, find their resultant by triangle law.

Data : $F_1 = 20 \text{ kN}$; $F_2 = 15 \text{ kN}$; $R = ?$

Solution : Using law of cosines,

$$R^2 = P^2 + Q^2 - 2PQ \cos (180 - \theta)$$

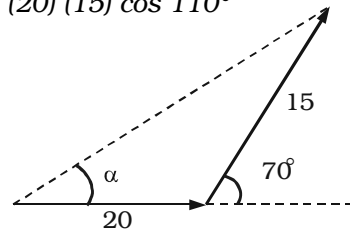
$$R^2 = 20^2 + 15^2 - 2(20)(15) \cos 110^\circ$$

$$\therefore R = 28.813 \text{ kN.}$$

Using law of sines,

$$\frac{R}{\sin 110} = \frac{15}{\sin \alpha}$$

$$\therefore \alpha = 29.3^\circ$$



2.8 Two forces act at a point in directions inclined to each other at 120° . If the bigger force is 5 kg wt and their resultant is at right angles to the smaller force, find the resultant and the smaller force.

Data : Bigger force = 5 kg wt

Angle made by the resultant with the smaller force = 90°

Resultant = ? Smaller force = ?

Solution : Let the forces P and Q are acting along OA and OD where $\angle AOD = 120^\circ$

Complete the parallelogram $OACD$ and join OC . OC therefore which represents the resultant which is perpendicular to OA .

In $\triangle OAC$

$$\angle OCA = \angle COD = 30^\circ$$

$$\angle AOC = 90^\circ$$

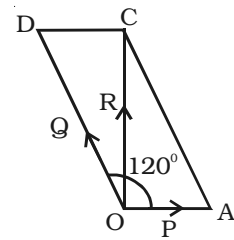
Therefore $\angle OAC = 60^\circ$

$$(i.e) \frac{P}{\sin 30} = \frac{Q}{\sin 90} = \frac{R}{\sin 60}$$

Since $Q = 5 \text{ kg. wt.}$

$$P = \frac{5 \sin 30}{\sin 90} = 2.5 \text{ kg wt}$$

$$R = \frac{5 \sin 60}{\sin 90} = \frac{5\sqrt{3}}{2} \text{ kg wt}$$



2.9 Determine analytically the magnitude and direction of the resultant of the following four forces acting at a point.

- (i) 10 kN pull N 30° E; (ii) 20 kN push S 45° W;
 (iii) 5 kN push N 60° W; (iv) 15 kN push S 60° E.

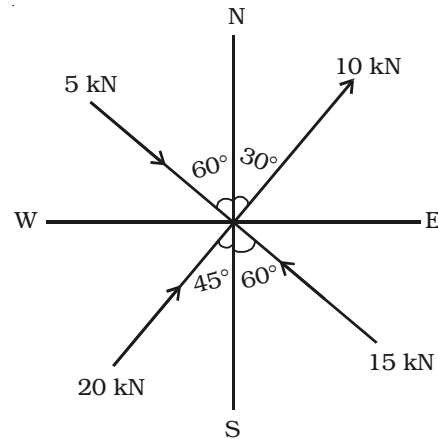
Data : $F_1 = 10 \text{ kN}$;

$F_2 = 20 \text{ kN}$;

$F_3 = 5 \text{ kN}$;

$F_4 = 15 \text{ kN}$;

$R = ?$; $\alpha = ?$



Solution : The various forces acting at a point are shown in figure.

Resolving the forces horizontally, we get

$$\begin{aligned} \Sigma F_x &= 10 \sin 30^\circ + 5 \sin 60^\circ + 20 \sin 45^\circ - 15 \sin 60^\circ \\ &= 10.48 \text{ kN} \end{aligned}$$

Similarly, resolving forces vertically, we get

$$\begin{aligned} \Sigma F_y &= 10 \cos 30^\circ - 5 \cos 60^\circ + 20 \cos 45^\circ + 15 \cos 60^\circ \\ &= 27.8 \text{ kN} \end{aligned}$$

$$\begin{aligned} \text{Resultant } R &= \sqrt{(\Sigma F_x)^2 + (\Sigma F_y)^2} \\ &= \sqrt{(10.48)^2 + (27.8)^2} \\ &= 29.7 \text{ kN} \end{aligned}$$

$$\tan \alpha = \frac{\Sigma F_y}{\Sigma F_x} = \frac{27.8}{10.48} = 2.65$$

$$\alpha = 69.34^\circ$$

2.10 A machine weighing 1500 N is supported by two chains attached to some point on the machine. One of these ropes goes to a nail in the wall and is inclined at 30° to the horizontal and

other goes to the hook in ceiling and is inclined at 45° to the horizontal. Find the tensions in the two chains.

Data : $W = 1500 \text{ N}$, Tensions in the strings = ?

Solution : The machine is in equilibrium under the following forces :

- (i) W (weight of the machine) acting vertically down ;
- (ii) Tension T_1 in the chain OA;
- (iii) Tension T_2 in the chain OB.

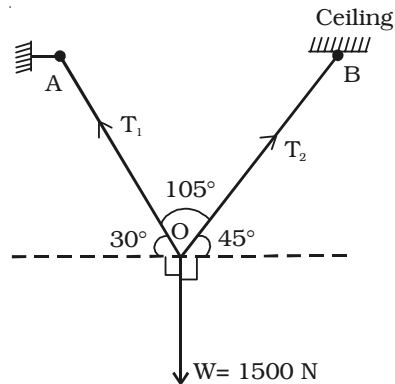
Now applying Lami's theorem at O, we get

$$\frac{T_1}{\sin (90^\circ + 45^\circ)} = \frac{T_2}{\sin (90^\circ + 30^\circ)} = \frac{T_3}{\sin 105^\circ}$$

$$\frac{T_1}{\sin 135^\circ} = \frac{T_2}{\sin 120^\circ} = \frac{1500}{\sin 105^\circ}$$

$$T_1 = \frac{1500 \times \sin 135^\circ}{\sin 105^\circ} = 1098.96 \text{ N}$$

$$T_2 = \frac{1500 \times \sin 120^\circ}{\sin 105^\circ} = 1346.11 \text{ N}$$



- 2.11 The radius of curvature of a railway line at a place when a train is moving with a speed of 72 kmph is 1500 m. If the distance between the rails is 1.54 m, find the elevation of the outer rail above the inner rail so that there is no side pressure on the rails.

Data : $r = 1500 \text{ m}$; $v = 72 \text{ kmph} = 20 \text{ m s}^{-1}$; $l = 1.54 \text{ m}$; $h = ?$

Solution : $\tan \theta = \frac{h}{l} = \frac{v^2}{rg}$

Therefore $h = \frac{lv^2}{rg} = \frac{1.54 \times (20)^2}{1500 \times 9.8} = 0.0419 \text{ m}$

- 2.12 A truck of weight 2 tonnes is slipped from a train travelling at 9 kmph and comes to rest in 2 minutes. Find the retarding force on the truck.

Data : $m = 2 \text{ tonne} = 2 \times 1000 \text{ kg} = 2000 \text{ kg}$

$$v_1 = 9 \text{ kmph} = 9 \times \frac{5}{18} = \frac{5}{2} \text{ m s}^{-1}; \quad v_2 = 0$$

Solution : Let R newton be the retarding force.

By the momentum - impulse theorem ,

$$(mv_1 - mv_2) = Rt \quad (\text{or}) \quad m v_1 - Rt = mv_2$$

$$2000 \times \frac{5}{2} - R \times 120 = 2000 \times 0 \quad (\text{or}) \quad 5000 - 120 R = 0$$

$$R = 41.67 \text{ N}$$

- 2.13 A body of mass 2 kg initially at rest is moved by a horizontal force of 0.5N on a smooth frictionless table. Obtain the work done by the force in 8 s and show that this is equal to change in kinetic energy of the body.

Data : $M = 2 \text{ kg}; \quad F = 0.5 \text{ N}; \quad t = 8 \text{ s}; \quad W = ?$

Solution : \therefore Acceleration produced (a) = $\frac{F}{m} = \frac{0.5}{2} = 0.25 \text{ m s}^{-2}$

The velocity of the body after 8s = $a \times t = 0.25 \times 8 = 2 \text{ m s}^{-1}$

The distance covered by the body in 8 s = $S = ut + \frac{1}{2} at^2$

$$S = (0 \times 8) + \frac{1}{2} (0.25) (8)^2 = 8 \text{ m}$$

\therefore Work done by the force in 8 s =

$$\text{Force} \times \text{distance} = 0.5 \times 8 = 4 \text{ J}$$

$$\text{Initial kinetic energy} = \frac{1}{2} m (0)^2 = 0$$

$$\text{Final kinetic energy} = \frac{1}{2} mv^2 = \frac{1}{2} \times 2 \times (2)^2 = 4 \text{ J}$$

\therefore Change in kinetic energy = Final K.E. - Initial K.E = $4 - 0 = 4 \text{ J}$

The work done is equal to the change in kinetic energy of the body.

- 2.14 A body is thrown vertically up from the ground with a velocity of 39.2 m s^{-1} . At what height will its kinetic energy be reduced to one – fourth of its original kinetic energy.

Data : $v = 39.2 \text{ m s}^{-1}$; $h = ?$

Solution : When the body is thrown up, its velocity decreases and hence potential energy increases.

Let h be the height at which the potential energy is reduced to one – fourth of its initial value.

(i.e) loss in kinetic energy = gain in potential energy

$$\frac{3}{4} \times \frac{1}{2} m v^2 = m g h$$

$$\frac{3}{4} \times \frac{1}{2} (39.2)^2 = 9.8 \times h$$

$$h = 58.8 \text{ m}$$

- 2.15 A 10 g bullet is fired from a rifle horizontally into a 5 kg block of wood suspended by a string and the bullet gets embedded in the block. The impact causes the block to swing to a height of 5 cm above its initial level. Calculate the initial velocity of the bullet.

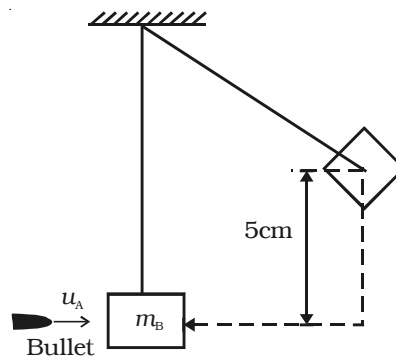
Data : Mass of the bullet = $m_A = 10 \text{ g} = 0.01 \text{ kg}$

Mass of the wooden block = $m_B = 5 \text{ kg}$

Initial velocity of the bullet before impact = $u_A = ?$

Initial velocity of the block before impact = $u_B = 0$

Final velocity of the bullet and block = v



Solution : By law of conservation of linear momentum,

$$m_A u_A + m_B u_B = (m_A + m_B) v$$

$$(0.01)u_A + (5 \times 0) = (0.01 + 5) v$$

$$(or) v = \left(\frac{0.01}{5.01}\right) u_A = \frac{u_A}{501} \quad \dots(1)$$

Applying the law of conservation of mechanical energy,

KE of the combined mass = PE at the highest point

$$(or) \frac{1}{2} (m_A + m_B) v^2 = (m_A + m_B) gh \quad \dots(2)$$

From equation (1) and (2),

$$\frac{u_A^2}{(501)^2} = 2gh \quad (or) u_A = \sqrt{2.46 \times 10^5} = 496.0 \text{ m s}^{-1}$$

Self evaluation

(The questions and problems given in this self evaluation are only samples. In the same way any question and problem could be framed from the text matter. Students must be prepared to answer any question and problem from the text matter, not only from the self evaluation.)

2.1 A particle at rest starts moving in a horizontal straight line with uniform acceleration. The ratio of the distance covered during the fourth and the third second is

(a) $\frac{4}{3}$ (b) $\frac{26}{9}$

(c) $\frac{7}{5}$ (d) 2

2.2 The distance travelled by a body, falling freely from rest in one, two and three seconds are in the ratio

(a) 1 : 2 : 3 (b) 1 : 3 : 5

(c) 1 : 4 : 9 (d) 9 : 4 : 1

2.3 The displacement of the particle along a straight line at time t is given by, $x = a_0 + a_1 t + a_2 t^2$ where a_0, a_1 and a_2 are constants. The acceleration of the particle is

(a) a_0 (b) a_1

(c) a_2 (d) $2a_2$

2.4 The acceleration of a moving body can be found from:

(a) area under velocity-time graph

(b) area under distance-time graph

(c) slope of the velocity-time graph

(d) slope of the distance-time graph

2.5 Which of the following is a vector quantity?

(a) Distance (b) Temperature

(c) Mass (d) Momentum

2.6 An object is thrown along a direction inclined at an angle 45° with the horizontal. The horizontal range of the object is

(a) vertical height (b) twice the vertical height

(c) thrice the vertical height (d) four times the vertical height

- (d) each force is to product of the other two forces.
- 2.14 For a particle revolving in a circular path, the acceleration of the particle is
- (a) along the tangent
 (b) along the radius
 (c) along the circumference of the circle
 (d) Zero
- 2.15 If a particle travels in a circle, covering equal angles in equal times, its velocity vector
- (a) changes in magnitude only
 (b) remains constant
 (c) changes in direction only
 (d) changes both in magnitude and direction
- 2.16 A particle moves along a circular path under the action of a force. The work done by the force is
- (a) positive and nonzero (b) Zero
 (c) Negative and nonzero (d) None of the above
- 2.17 A cyclist of mass m is taking a circular turn of radius R on a frictional level road with a velocity v . In order that the cyclist does not skid,
- (a) $(mv^2/2) > \mu mg$ (b) $(mv^2/r) > \mu mg$
 (c) $(mv^2/r) < \mu mg$ (d) $(v/r) = \mu g$
- 2.18 If a force F is applied on a body and the body moves with velocity v , the power will be
- (a) $F.v$ (b) F/v
 (c) Fv^2 (d) F/v^2
- 2.19 For an elastic collision
- (a) the kinetic energy first increases and then decreases
 (b) final kinetic energy never remains constant
 (c) final kinetic energy is less than the initial kinetic energy

- (d) initial kinetic energy is equal to the final kinetic energy
- 2.20 A bullet hits and gets embedded in a solid block resting on a horizontal frictionless table. Which of the following is conserved?
- (a) momentum and kinetic energy
 (b) Kinetic energy alone
 (c) Momentum alone
 (d) Potential energy alone
- 2.21 Compute the (i) distance travelled and (ii) displacement made by the student when he travels a distance of 4km eastwards and then a further distance of 3 km northwards.
- 2.22 What is the (i) distance travelled and (ii) displacement produced by a cyclist when he completes one revolution?
- 2.23 Differentiate between speed and velocity of a body.
- 2.24 What is meant by retardation?
- 2.25 What is the significance of velocity-time graph?
- 2.26 Derive the equations of motion for an uniformly accelerated body.
- 2.27 What are scalar and vector quantities?
- 2.28 How will you represent a vector quantity?
- 2.29 What is the magnitude and direction of the resultant of two vectors acting along the same line in the same direction?
- 2.30 State: Parallelogram law of vectors and triangle law of vectors.
- 2.31 Obtain the expression for magnitude and direction of the resultant of two vectors when they are inclined at an angle ' θ ' with each other.
- 2.32 State Newton's laws of motion.
- 2.33 Explain the different types of inertia with examples.
- 2.34 State and prove law of conservation of linear momentum.
- 2.35 Define impulse of a force
- 2.36 Obtain an expression for centripetal acceleration.
- 2.37 What is centrifugal reaction?

- 2.38 Obtain an expression for the critical velocity of a body revolving in a vertical circle.
- 2.39 What is meant by banking of tracks?
- 2.40 Obtain an expression for the angle of lean when a cyclist takes a curved path.
- 2.41 What are the two types of collision? Explain them.
- 2.42 Obtain the expressions for the velocities of the two bodies after collision in the case of one dimensional motion.
- 2.43 Prove that in the case of one dimensional elastic collision between two bodies of equal masses, they interchange their velocities after collision.

Problems

- 2.44 Determine the initial velocity and acceleration of particle travelling with uniform acceleration in a straight line if it travels 55 m in the 8th second and 85 m in the 13th second of its motion.
- 2.45 An aeroplane takes off at an angle of 45° to the horizontal. If the vertical component of its velocity is 300 kmph, calculate its actual velocity. What is the horizontal component of velocity?
- 2.46 A force is inclined at 60° to the horizontal . If the horizontal component of force is 40 kg wt, calculate the vertical component.
- 2.47 A body is projected upwards with a velocity of 30 m s^{-1} at an angle of 30° with the horizontal. Determine (a) the time of flight (b) the range of the body and (c) the maximum height attained by the body.
- 2.48 The horizontal range of a projectile is $4\sqrt{3}$ times its maximum height. Find the angle of projection.
- 2.49 A body is projected at such an angle that the horizontal range is 3 times the greatest height . Find the angle of projection.
- 2.50 An elevator is required to lift a body of mass 65 kg. Find the acceleration of the elevator, which could cause a reaction of 800 N on the floor.
- 2.51 A body whose mass is 6 kg is acted on by a force which changes its velocity from 3 m s^{-1} to 5 m s^{-1} . Find the impulse of the

- force. If the force is acted for 2 seconds, find the force in newton.
- 2.52 A cricket ball of mass 150 g moving at 36 m s^{-1} strikes a bat and returns back along the same line at 21 m s^{-1} . What is the change in momentum produced? If the bat remains in contact with the ball for $1/20 \text{ s}$, what is the average force exerted in newton.
- 2.53 Two forces of magnitude 12 N and 8 N are acting at a point. If the angle between the two forces is 60° , determine the magnitude of the resultant force?
- 2.54 The sum of two forces inclined to each other at an angle is 18 kg wt and their resultant which is perpendicular to the smaller force is 12 kg wt Find the forces and the angle between them.
- 2.55 A weight of 20 kN supported by two cords, one 3 m long and the other 4m long with points of support 5 m apart. Find the tensions T_1 and T_2 in the cords.
- 2.56 The following forces act at a point
- (i) 20 N inclined at 30° towards North of East
 - (ii) 25 N towards North
 - (iii) 30 N inclined at 45° towards North of West
 - (iv) 35 N inclined at 40° towards South of West.
- Find the magnitude and direction of the resultant force.
- 2.57 Find the magnitude of the two forces such that if they are at right angles, their resultant is $\sqrt{10} \text{ N}$. But if they act at 60° , their resultant is $\sqrt{13} \text{ N}$.
- 2.58 At what angle must a railway track with a bend of radius 880 m be banked for the safe running of a train at a velocity of 44 m s^{-1} ?
- 2.59 A railway engine of mass 60 tonnes, is moving in an arc of radius 200 m with a velocity of 36 kmph. Find the force exerted on the rails towards the centre of the circle.
- 2.60 A horse pulling a cart exerts a steady horizontal pull of 300 N

and walks at the rate of 4.5 kmph. How much work is done by the horse in 5 minutes?

- 2.61 *A ball is thrown downward from a height of 30 m with a velocity of 10 m s^{-1} . Determine the velocity with which the ball strikes the ground by using law of conservation of energy.*
- 2.62 *What is the work done by a man in carrying a suitcase weighing 30 kg over his head, when he travels a distance of 10 m in (i) vertical and (ii) horizontal directions?*
- 2.63 *Two masses of 2 kg and 5 kg are moving with equal kinetic energies. Find the ratio of magnitudes of respective linear momenta.*
- 2.64 *A man weighing 60 kg runs up a flight of stairs 3m high in 4 s. Calculate the power developed by him.*
- 2.65 *A motor boat moves at a steady speed of 8 m s^{-1} , If the water resistance to the motion of the boat is 2000 N, calculate the power of the engine.*
- 2.66 *Two blocks of mass 300 kg and 200 kg are moving toward each other along a horizontal frictionless surface with velocities of 50 m s^{-1} and 100 m s^{-1} respectively. Find the final velocity of each block if the collision is completely elastic.*

Answers

- 2.1** (c) **2.2** (c) **2.3** (d) **2.4** (c)
2.5 (d) **2.6** (d) **2.7** (b) **2.8** (b)
2.9 (b) **2.10** (d) **2.11** (b) **2.12** (c)
2.13 (a) **2.14** (b) **2.15** (c) **2.16** (b)
2.17 (c) **2.18** (a) **2.19** (d) **2.20** (c)
2.44 10 m s^{-1} ; 6 m s^{-2} **2.45** 424.26 kmph ; 300 kmph
2.46 69.28 kg wt **2.47** 3.06s ; 79.53 m ; 11.48 m
2.48 30° **2.49** $53^\circ 7'$
2.50 2.5 m s^{-2} **2.51** 12 N s ; 6 N
2.52 8.55 kg m s^{-1} ; 171 N **2.53** 17.43 N
2.54 5 kg wt ; 13 kg wt ; $112^\circ 37'$ **2.55** 16 k N , 12 k N
2.56 45.6 N ; $132^\circ 18'$ **2.57** 3 N ; 1 N
2.58 $12^\circ 39'$ **2.59** 30 kN
2.60 $1.125 \times 10^5 \text{ J}$ **2.61** 26.23 m s^{-1}
2.62 2940 J ; 0 **2.63** 0.6324
2.64 441 W **2.65** 16000 W
2.66 -70 m s^{-1} ; 80 m s^{-1}

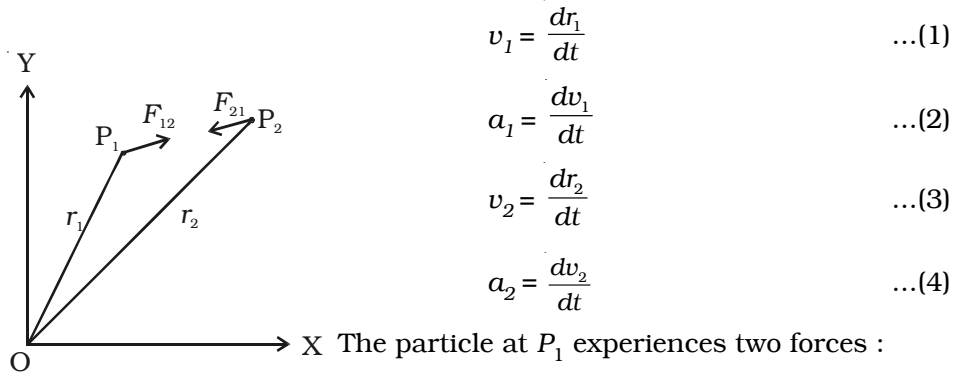
3. Dynamics of Rotational Motion

3.1 Centre of mass

Every body is a collection of large number of tiny particles. In translatory motion of a body, every particle experiences equal displacement with time; therefore the motion of the whole body may be represented by a particle. But when the body rotates or vibrates during translatory motion, then its motion can be represented by a point on the body that moves in the same way as that of a single particle subjected to the same external forces would move. A point in the system at which whole mass of the body is supposed to be concentrated is called centre of mass of the body. Therefore, if a system contains two or more particles, its translatory motion can be described by the motion of the centre of mass of the system.

3.1.1 Centre of mass of a two-particle system

Let us consider a system consisting of two particles of masses m_1 and m_2 . P_1 and P_2 are their positions at time t and r_1 and r_2 are the corresponding distances from the origin O as shown in Fig. 3.1. Then the velocity and acceleration of the particles are,



- Fig 3.1 – Centre of mass
- (i) a force F_{12} due to the particle at P_2 and
 - (ii) force F_{1e} , the external force due to some particles external to the system.

If F_1 is the resultant of these two forces,

$$F_1 = F_{12} + F_{1e} \quad \dots(5)$$

Similarly, the net force F_2 acting on the particle P_2 is,

$$F_2 = F_{21} + F_{2e} \quad \dots(6)$$

where F_{21} is the force exerted by the particle at P_1 on P_2

By using Newton's second law of motion,

$$F_1 = m_1 a_1 \quad \dots(7)$$

$$\text{and } F_2 = m_2 a_2 \quad \dots(8)$$

Adding equations (7) and (8), $m_1 a_1 + m_2 a_2 = F_1 + F_2$

Substituting F_1 and F_2 from (5) and (6)

$$m_1 a_1 + m_2 a_2 = F_{12} + F_{1e} + F_{21} + F_{2e}$$

By Newton's third law, the internal force F_{12} exerted by particle at P_2 on the particle at P_1 is equal and opposite to F_{21} , the force exerted by particle at P_1 on P_2 .

$$\text{(i.e) } F_{12} = -F_{21} \quad \dots(9)$$

$$\therefore F = F_{1e} + F_{2e} \quad \dots(10)$$

$$[\because m_1 a_1 + m_2 a_2 = F]$$

where F is the net external force acting on the system.

The total mass of the system is given by,

$$M = m_1 + m_2 \quad \dots(11)$$

Let the net external force F acting on the system produces an acceleration a_{CM} called the acceleration of the centre of mass of the system

By Newton's second law, for the system of two particles,

$$F = M a_{CM} \quad \dots(12)$$

$$\text{From (10) and (12), } M a_{CM} = m_1 a_1 + m_2 a_2 \quad \dots(13)$$

Let R_{CM} be the position vector of the centre of mass.

$$\therefore a_{CM} = \frac{d^2(R_{CM})}{dt^2} \quad \dots(14)$$

From (13) and (14),

$$\frac{d^2 R_{CM}}{dt^2} = \left(\frac{1}{M}\right) \left(m_1 \frac{d^2 r_1}{dt^2} + m_2 \frac{d^2 r_2}{dt^2}\right)$$

$$\begin{aligned} \frac{d^2 R_{CM}}{dt^2} &= \frac{1}{M} \left(\frac{d^2}{dt^2} (m_1 r_1 + m_2 r_2) \right) \\ \therefore R_{CM} &= \frac{1}{M} (m_1 r_1 + m_2 r_2) \\ R_{CM} &= \frac{m_1 r_1 + m_2 r_2}{m_1 + m_2} \quad \dots(15) \end{aligned}$$

This equation gives the position of the centre of mass of a system comprising two particles of masses m_1 and m_2

If the masses are equal ($m_1 = m_2$), then the position vector of the centre of mass is,

$$R_{CM} = \frac{r_1 + r_2}{2} \quad \dots(16)$$

which means that the centre of mass lies exactly in the middle of the line joining the two masses.

3.1.2 Centre of mass of a body consisting of n particles

For a system consisting of n particles with masses $m_1, m_2, m_3 \dots m_n$ with position vectors $r_1, r_2, r_3 \dots r_n$, the total mass of the system is,

$$M = m_1 + m_2 + m_3 + \dots + m_n$$

The position vector R_{CM} of the centre of mass with respect to origin O is given by

$$R_{CM} = \frac{m_1 r_1 + m_2 r_2 + \dots + m_n r_n}{m_1 + m_2 + \dots + m_n} = \frac{\sum_{i=1}^n m_i r_i}{\sum_{i=1}^n m_i} = \frac{\sum_{i=1}^n m_i r_i}{M}$$

The x coordinate and y coordinate of the centre of mass of the system are

$$x = \frac{m_1 x_1 + m_2 x_2 + \dots + m_n x_n}{m_1 + m_2 + \dots + m_n} \quad \text{and} \quad y = \frac{m_1 y_1 + m_2 y_2 + \dots + m_n y_n}{m_1 + m_2 + \dots + m_n}$$

Example for motion of centre of mass

Let us consider the motion of the centre of mass of the Earth and moon system (Fig 3.2). The moon moves round the Earth in a circular

orbit and the Earth moves round the Sun in an elliptical orbit. It is more correct to say that the Earth and the moon both move in circular orbits about their common centre of mass in an elliptical orbit round the Sun.

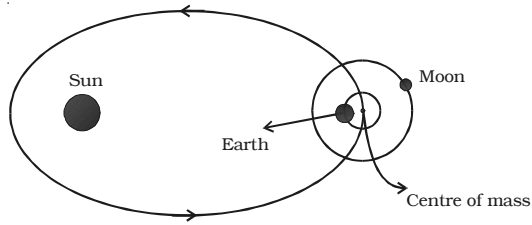


Fig 3.2 Centre of mass of Earth – moon system

For the system consisting of the Earth and the moon, their mutual gravitational attractions are the internal forces in the system and Sun’s attraction on both the Earth and moon are the external forces acting on the centre of mass of the system.

3.1.3 Centre of gravity

A body may be considered to be made up of an indefinitely large number of particles, each of which is attracted towards the centre of the Earth by the force of gravity. These forces constitute a system of like parallel forces. The resultant of these parallel forces known as the weight of the body always acts through a point, which is fixed relative to the body, whatever be the position of the body. This fixed point is called the centre of gravity of the body.

The centre of gravity of a body is the point at which the resultant of the weights of all the particles of the body acts, whatever may be the orientation or position of the body provided that its size and shape remain unaltered.

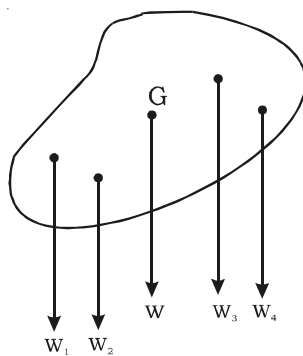


Fig . 3.3 Centre of gravity

In the Fig. 3.3, W_1, W_2, W_3, \dots are the weights of the first, second, third, ... particles in the body respectively. If W is the resultant weight of all the particles then the point at which W acts is known as the centre of gravity. The total weight of the body may be supposed to act at its centre of gravity. Since the weights of the particles constituting a body are practically proportional to their masses when the body is outside the Earth and near its surface, the centre of mass of a body practically coincides with its centre of gravity.

3.1.4 Equilibrium of bodies and types of equilibrium

If a marble M is placed on a curved surface of a bowl S , it rolls down and settles in equilibrium at the lowest point A (Fig. 3.4 a). This equilibrium position corresponds to minimum potential energy. If the marble is disturbed and displaced to a point B , its energy increases. When it is released, the marble rolls back to A . Thus the marble at the position A is said to be in *stable equilibrium*.

Suppose now that the bowl S is inverted and the marble is placed at its top point, at A (Fig. 3.4b). If the marble is displaced slightly to the point C , its potential energy is lowered and tends to move further away from the equilibrium position to one of lowest energy. Thus the marble is said to be in *unstable equilibrium*.

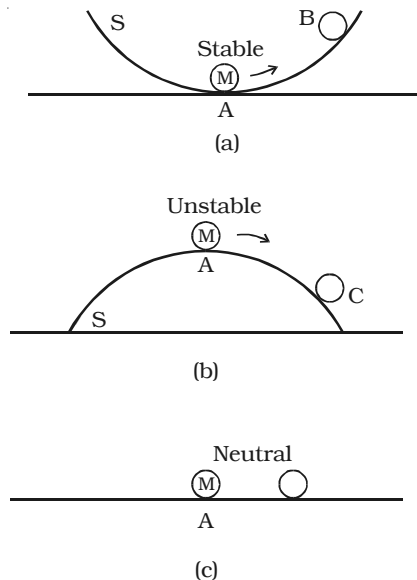


Fig.3.4 Equilibrium of rigid bodies

Suppose now that the marble is placed on a plane surface (Fig. 3.4c). If it is displaced slightly, its potential energy does not change. Here the marble is said to be in *neutral equilibrium*.

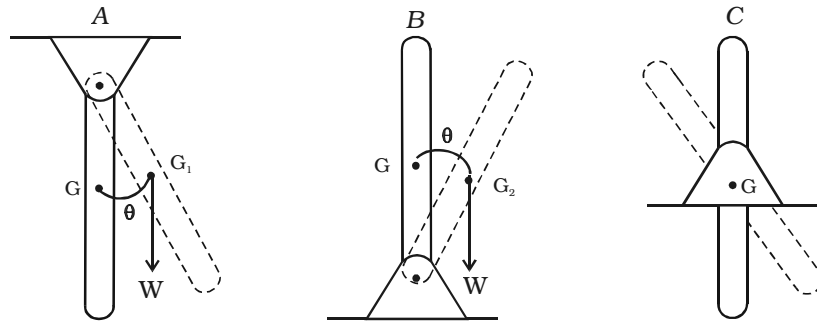
Equilibrium is thus stable, unstable or neutral according to whether the potential energy is minimum, maximum or constant.

We may also characterize the stability of a mechanical system by noting that when the system is disturbed from its position of equilibrium, the forces acting on the system may

(i) tend to bring back to its original position if potential energy is a *minimum*, corresponding to *stable equilibrium*.

(ii) tend to move it farther away if potential energy is *maximum*, corresponding *unstable equilibrium*.

(iii) tend to move either way if potential energy is a *constant* corresponding to *neutral equilibrium*



(a) Stable equilibrium (b) Unstable equilibrium (c) Neutral equilibrium

Fig 3.5 Types of equilibrium

Consider three uniform bars shown in Fig. 3.5 a,b,c. Suppose each bar is slightly displaced from its position of equilibrium and then released. For bar A, fixed at its top end, its centre of gravity G rises to G_1 on being displaced, then the bar returns back to its original position on being released, so that the equilibrium is stable.

For bar B, whose fixed end is at its bottom, its centre of gravity G is lowered to G_2 on being displaced, then the bar B will keep moving away from its original position on being released, and the equilibrium is said to be unstable.

For bar C, whose fixed point is about its centre of gravity, the centre of gravity remains at the same height on being displaced, the bar will remain in its new position, on being released, and the equilibrium is said to be neutral.

3.2 Rotational motion of rigid bodies

3.2.1 Rigid body

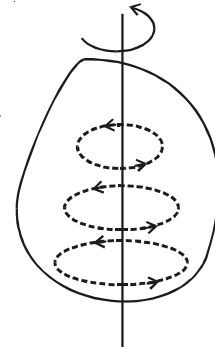
A rigid body is defined as that body which does not undergo any change in shape or volume when external forces are applied on it. When forces are applied on a rigid body, the distance between any two particles of the body will remain unchanged, however, large the forces may be.

Actually, no body is perfectly rigid. Every body can be deformed more or less by the application of the external force. The solids, in which the changes produced by external forces are negligibly small, are usually considered as rigid body.

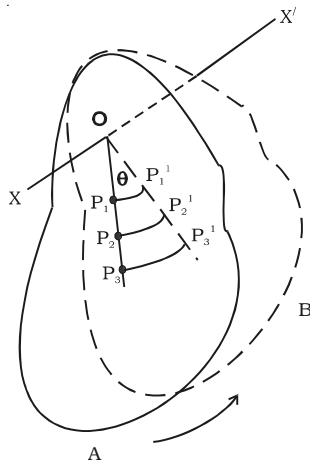
3.2.2 Rotational motion

When a body rotates about a fixed axis, its motion is known as rotatory motion. A *rigid body* is said to have *pure rotational motion*, if every particle of the body moves in a circle, the centre of which lies on a straight line called the *axis of rotation* (Fig. 3.6). The axis of rotation may lie inside the body or even outside the body. The particles lying on the axis of rotation remains stationary.

The position of particles moving in a circular path is conveniently described in terms of a radius vector r and its angular displacement θ . Let us consider a rigid body that rotates about a fixed axis XOX' passing through O and perpendicular to the plane of the paper as shown in Fig 3.7. Let the body rotate from the position A to the position B . The different particles at P_1, P_2, P_3, \dots in the rigid body covers unequal distances $P_1P_1', P_2P_2', P_3P_3', \dots$ in the same interval of time. Thus their linear velocities are different. But in the same time interval, they all rotate through the same angle θ and hence the angular velocity is the same for the all the particles of the rigid body. Thus, *in the case of rotational motion, different constituent particles have different linear velocities but all of them have the same angular velocity.*



Axis of rotation
Fig 3.6 Rotational motion



A
Fig 3.7 Rotational motion of a rigid body

3.2.3 Equations of rotational motion

As in linear motion, for a body having uniform angular acceleration, we shall derive the equations of motion.

Let us consider a particle start rotating with angular velocity ω_0 and angular acceleration α . At any instant t , let ω be the angular velocity of the particle and θ be the angular displacement produced by the particle.

Therefore change in angular velocity in time $t = \omega - \omega_0$

But, angular acceleration = $\frac{\text{change in angular velocity}}{\text{time taken}}$

$$(i.e) \quad \alpha = \frac{\omega - \omega_0}{t} \quad \dots(1)$$

$$\omega = \omega_0 + \alpha t \quad \dots(2)$$

The average angular velocity = $\left(\frac{\omega + \omega_0}{2} \right)$

The total angular displacement
= average angular velocity × time taken

$$(i.e) \quad \theta = \left(\frac{\omega + \omega_0}{2} \right) t \quad \dots(3)$$

Substituting ω from equation (2), $\theta = \left(\frac{\omega_0 + \alpha t + \omega_0}{2} \right) t$

$$\theta = \omega_0 t + \frac{1}{2} \alpha t^2 \quad \dots(4)$$

From equation (1), $t = \left(\frac{\omega - \omega_0}{\alpha} \right)$... (5)

using equation (5) in (3),

$$\theta = \left(\frac{\omega + \omega_0}{2} \right) \left(\frac{\omega - \omega_0}{\alpha} \right) = \frac{(\omega^2 - \omega_0^2)}{2\alpha}$$

$$2\alpha \theta = \omega^2 - \omega_0^2 \quad \text{or} \quad \omega^2 = \omega_0^2 + 2\alpha \theta \quad \dots(6)$$

Equations (2), (4) and (6) are the equations of rotational motion.

3.3 Moment of inertia and its physical significance

According to Newton's first law of motion, a body must continue in its state of rest or of uniform motion unless it is compelled by some external agency called force. The inability of a material body to change its state of rest or of uniform motion by itself is called inertia. Inertia is the fundamental property of the matter. For a given force, the greater the mass, the higher will be the opposition for motion, or larger the inertia. Thus, in translatory motion, the mass of the body measures the coefficient of inertia.

Similarly, in rotational motion also, a body, which is free to rotate about a given axis, opposes any change desired to be produced in its state. The measure of opposition will depend on the mass of the body

and the distribution of mass about the axis of rotation. The coefficient of inertia in rotational motion is called the moment of inertia of the body about the given axis.

Moment of inertia plays the same role in rotational motion as that of mass in translatory motion. Also, to bring about a change in the state of rotation, torque has to be applied.

3.3.1 Rotational kinetic energy and moment of inertia of a rigid body

Consider a rigid body rotating with angular velocity ω about an axis XOX' . Consider the particles of masses m_1, m_2, m_3, \dots situated at distances r_1, r_2, r_3, \dots respectively from the axis of rotation. The angular velocity of all the particles is same but the particles rotate with different linear velocities. Let the linear velocities of the particles be v_1, v_2, v_3, \dots respectively.

$$\text{Kinetic energy of the first particle} = \frac{1}{2} m_1 v_1^2$$

$$\text{But } v_1 = r_1 \omega$$

\therefore Kinetic energy of the first particle

$$= \frac{1}{2} m_1 (r_1 \omega)^2 = \frac{1}{2} m_1 r_1^2 \omega^2$$

Similarly,

Kinetic energy of second particle

$$= \frac{1}{2} m_2 r_2^2 \omega^2$$

Kinetic energy of third particle

$$= \frac{1}{2} m_3 r_3^2 \omega^2 \text{ and so on.}$$

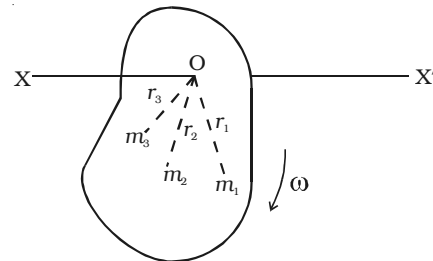


Fig. 3.8 Rotational kinetic energy and moment of inertia

The kinetic energy of the rotating rigid body is equal to the sum of the kinetic energies of all the particles.

\therefore Rotational kinetic energy

$$= \frac{1}{2} (m_1 r_1^2 \omega^2 + m_2 r_2^2 \omega^2 + m_3 r_3^2 \omega^2 + \dots + m_n r_n^2 \omega^2)$$

$$= \frac{1}{2} \omega^2 (m_1 r_1^2 + m_2 r_2^2 + m_3 r_3^2 + \dots + m_n r_n^2)$$

$$(i.e) \quad E_R = \frac{1}{2} \omega^2 \left(\sum_{i=1}^n m_i r_i^2 \right) \quad \dots(1)$$

In translatory motion, kinetic energy = $\frac{1}{2} mv^2$

Comparing with the above equation, the inertial role is played by the term $\sum_{i=1}^n m_i r_i^2$. This is known as moment of inertia of the rotating rigid body about the axis of rotation. Therefore the moment of inertia is

$$I = \text{mass} \times (\text{distance})^2$$

$$\text{Kinetic energy of rotation} = \frac{1}{2} \omega^2 I$$

When $\omega = 1 \text{ rad s}^{-1}$, rotational kinetic energy

$$= E_R = \frac{1}{2} (1)^2 I \quad (\text{or}) \quad I = 2E_R$$

It shows that moment of inertia of a body is equal to twice the kinetic energy of a rotating body whose angular velocity is one radian per second.

The unit for moment of inertia is $kg \text{ m}^2$ and the dimensional formula is ML^2 .

3.3.2 Radius of gyration

The moment of inertia of the rotating rigid body is,

$$I = \sum_{i=1}^n m_i r_i^2 = m_1 r_1^2 + m_2 r_2^2 + \dots + m_n r_n^2$$

If the particles of the rigid body are having same mass, then

$$m_1 = m_2 = m_3 = \dots = m \text{ (say)}$$

\therefore The above equation becomes,

$$\begin{aligned} I &= m r_1^2 + m r_2^2 + m r_3^2 + \dots + m r_n^2 \\ &= m (r_1^2 + r_2^2 + r_3^2 + \dots + r_n^2) \end{aligned}$$

$$I = nm \left[\frac{r_1^2 + r_2^2 + r_3^2 + \dots + r_n^2}{n} \right]$$

where n is the number of particles in the rigid body.

$$\therefore I = MK^2 \quad \dots (2)$$

where $M = nm$, total mass of the body and $K^2 = \frac{r_1^2 + r_2^2 + r_3^2 \dots + r_n^2}{n}$

Here $K = \sqrt{\frac{r_1^2 + r_2^2 + r_3^2 \dots + r_n^2}{n}}$ is called as the radius of gyration of the

rigid body about the axis of rotation.

The radius of gyration is equal to the root mean square distances of the particles from the axis of rotation of the body.

The radius of gyration can also be defined as the perpendicular distance between the axis of rotation and the point where the whole weight of the body is to be concentrated.

$$\text{Also from the equation (2) } K^2 = \frac{I}{M} \quad (\text{or}) \quad K = \sqrt{\frac{I}{M}}$$

3.3.3 Theorems of moment of inertia

(i) Parallel axes theorem

Statement

The moment of inertia of a body about any axis is equal to the sum of its moment of inertia about a parallel axis through its centre of gravity and the product of the mass of the body and the square of the distance between the two axes.

Proof

Let us consider a body having its centre of gravity at G as shown in Fig. 3.9. The axis XX' passes through the centre of gravity and is perpendicular to the plane of the body. The axis X₁X₁' passes through the point O and is parallel to the axis XX'. The distance between the two parallel axes is x .

Let the body be divided into large number of particles each of mass m . For a particle P at a distance r from O, its moment of inertia about the axis X₁OX₁' is equal to mr^2 .

The moment of inertia of the whole body about the axis X₁X₁' is given by,

$$I_0 = \Sigma mr^2 \quad \dots(1)$$

From the point P , drop a perpendicular PA to the extended OG and join PG .

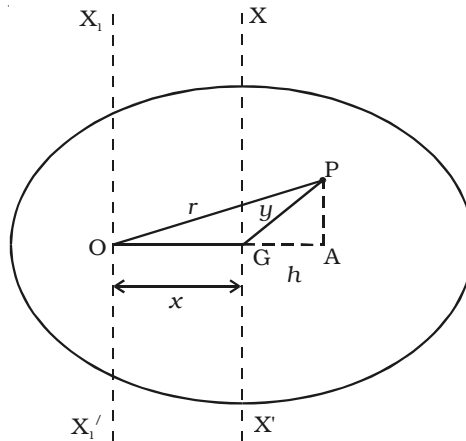


Fig .3.9 Parallel axes theorem

In the $\triangle OPA$,

$$OP^2 = OA^2 + AP^2$$

$$r^2 = (x + h)^2 + AP^2$$

$$r^2 = x^2 + 2xh + h^2 + AP^2 \quad \dots(2)$$

But from $\triangle GPA$,

$$GP^2 = GA^2 + AP^2$$

$$y^2 = h^2 + AP^2 \quad \dots(3)$$

Substituting equation (3) in (2),

$$r^2 = x^2 + 2xh + y^2 \quad \dots(4)$$

Substituting equation (4) in (1),

$$\begin{aligned} I_o &= \Sigma m (x^2 + 2xh + y^2) \\ &= \Sigma mx^2 + \Sigma 2mxh + \Sigma my^2 \\ &= Mx^2 + My^2 + 2x\Sigma mh \end{aligned} \quad \dots(5)$$

Here $My^2 = I_G$ is the moment of inertia of the body about the line passing through the centre of gravity. The sum of the turning moments of

all the particles about the centre of gravity is zero, since the body is balanced about the centre of gravity G.

$$\Sigma (mg) (h) = 0 \quad (\text{or}) \quad \Sigma mh = 0 \quad [\text{since } g \text{ is a constant}] \quad \dots(6)$$

$$\therefore \text{equation (5) becomes, } I_0 = Mx^2 + I_G \quad \dots(7)$$

Thus the parallel axes theorem is proved.

(ii) Perpendicular axes theorem

Statement

The moment of inertia of a plane lamina about an axis perpendicular to the plane is equal to the sum of the moments of inertia about two mutually perpendicular axes in the plane of the lamina such that the three mutually perpendicular axes have a common point of intersection.

Proof

Consider a plane lamina having the axes OX and OY in the plane of the lamina as shown Fig. 3.10. The axis OZ passes through O and is perpendicular to the plane of the lamina. Let the lamina be divided into a large number of particles, each of mass *m*. A particle at P at a distance *r* from O has coordinates (x,y).

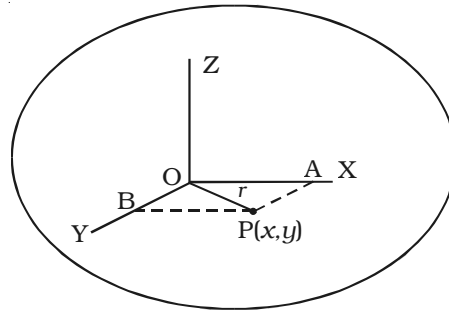


Fig 3.10 Perpendicular axes theorem

$$\therefore r^2 = x^2 + y^2 \quad \dots(1)$$

The moment of inertia of the particle P about the axis OZ = $m r^2$.

The moment of inertia of the whole lamina about the axis OZ is

$$I_z = \Sigma m r^2 \quad \dots(2)$$

The moment of inertia of the whole lamina about the axis OX is

$$I_x = \Sigma m y^2 \quad \dots(3)$$

$$\text{Similarly, } I_y = \Sigma m x^2 \quad \dots(4)$$

From eqn. (2), $I_z = \Sigma m r^2 = \Sigma m(x^2 + y^2)$

$$I_z = \Sigma m x^2 + \Sigma m y^2 = I_y + I_x$$

$$\therefore I_z = I_x + I_y$$

which proves the perpendicular axes theorem.

Table 3.1 Moment of Inertia of different bodies

(Proof is given in the annexure)

Body	Axis of Rotation	Moment of Inertia	
Thin Uniform Rod	Axis passing through its centre of gravity and perpendicular to its length	$\frac{Ml^2}{12}$	M - mass l - length
	Axis passing through the end and perpendicular to its length.	$\frac{Ml^2}{3}$	M - mass l - length
Thin Circular Ring	Axis passing through its centre and perpendicular to its plane.	MR^2	M - mass R - radius
	Axis passing through its diameter	$\frac{1}{2}MR^2$	M - mass R - radius
	Axis passing through a tangent	$\frac{3}{2}MR^2$	M - mass R - radius
Circular Disc	Axis passing through its centre and perpendicular to its plane.	$\frac{1}{2}MR^2$	M - mass R - radius
	Axis passing through its diameter	$\frac{1}{4}MR^2$	M - mass R - radius
	Axis passing through a tangent	$\frac{5}{4}MR^2$	M - mass R - radius
Solid Sphere	Axis passing through its diameter	$\frac{2}{5}MR^2$	M - mass R - radius
	Axis passing through a tangent	$\frac{7}{5}MR^2$	M - mass R - radius
Solid Cylinder	Its own axis	$\frac{1}{2}MR^2$	M - mass R - radius
	Axis passing through its centre and perpendicular to its length	$M \left(\frac{R^2}{4} + \frac{l^2}{12} \right)$	M - mass R - radius l - length

3.4 Moment of a force

A force can rotate a nut when applied by a wrench or it can open a door while the door rotates on its hinges (i.e) in addition to the tendency to move a body in the direction of the application of a force, a force also tends to rotate the body about any axis which does not intersect the line of action of the force and also not parallel to it. This tendency of rotation is called turning effect of a force or moment of the force about the given axis. *The magnitude of the moment of force F about a point is defined as the product of the magnitude of force and the perpendicular distance of the point from the line of action of the force.*

Let us consider a force F acting at the point P on the body as shown in Fig. 3.11. Then, the moment of the force F about the point $O = \text{Magnitude of the force} \times \text{perpendicular distance between the direction of the force and the point about which moment is to be determined} = F \times OA$.

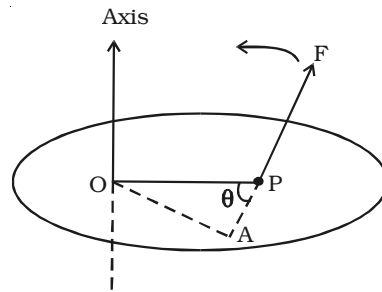


Fig 3.11 Moment of a force

If the force acting on a body rotates the body in anticlockwise direction with respect to O then the moment is called anticlockwise moment. On the other hand, if the force rotates the body in clockwise direction then the moment is said to be clockwise moment. The unit of moment of the force is N m and its dimensional formula is $\text{M L}^2 \text{T}^{-2}$.

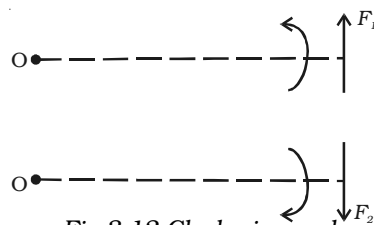


Fig 3.12 Clockwise and anticlockwise moments

As a matter of convention, an anticlockwise moment is taken as positive and a clockwise moment as negative. While adding moments, the direction of each moment should be taken into account.

In terms of vector product, the moment of a force is expressed as,

$$\vec{m} = \vec{r} \times \vec{F}$$

where \vec{r} is the position vector with respect to O . The direction of \vec{m} is perpendicular to the plane containing \vec{r} and \vec{F} .

3.5 Couple and moment of the couple (Torque)

There are many examples in practice where two forces, acting together, exert a moment, or turning effect on some object. As a very simple case, suppose two strings are tied to a wheel at the points X and Y , and *two equal and opposite forces, F* , are exerted tangentially to the wheels (Fig. 3.13). If the wheel is pivoted at its centre O it begins to rotate about O in an anticlockwise direction.

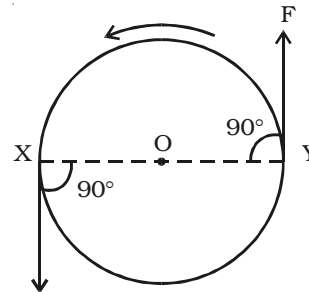


Fig. 3.13 Couple

Two equal and opposite forces whose lines of action do not coincide are said to constitute a couple in mechanics. The two forces always have a turning effect, or moment, called a torque. The perpendicular distance between the lines of action of two forces, which constitute the couple, is called the *arm of the couple*.

The product of the forces forming the couple and the arm of the couple is called the moment of the couple or torque.

Torque = one of the forces \times perpendicular distance between the forces

The torque in rotational motion plays the same role as the force in translational motion. A quantity that is a measure of this rotational effect produced by the force is called torque.

$$\text{In vector notation, } \vec{\tau} = \vec{r} \times \vec{F}$$

The torque is maximum when $\theta = 90^\circ$ (i.e) when the applied force is at right angles to \vec{r} .

Examples of couple are

1. Forces applied to the handle of a screw press,
2. Opening or closing a water tap.
3. Turning the cap of a pen.
4. Steering a car.

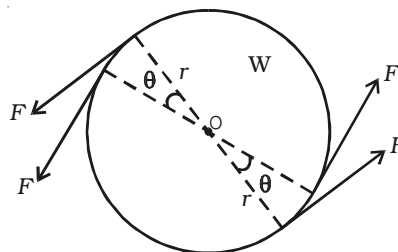


Fig.3.14 Work done by a couple

Work done by a couple

Suppose two equal and opposite forces F act tangentially to a wheel W , and rotate it through an angle θ (Fig. 3.14).

Then the work done by each force = Force \times distance = $F \times r \theta$
 (since $r \theta$ is the distance moved by a point on the rim)

Total work done $W = F r \theta + F r \theta = 2F r \theta$

but torque $\tau = F \times 2r = 2F r$

\therefore work done by the couple, $W = \tau \theta$

3.6 Angular momentum of a particle

The angular momentum in a rotational motion is similar to the linear momentum in translatory motion. The linear momentum of a particle moving along a straight line is the product of its mass and linear velocity (i.e) $p = mv$. The angular momentum of a particle is defined as the moment of linear momentum of the particle.

Let us consider a particle of mass m moving in the XY plane with a velocity v and linear momentum $\vec{p} = m\vec{v}$ at a distance r from the origin (Fig. 3.15).

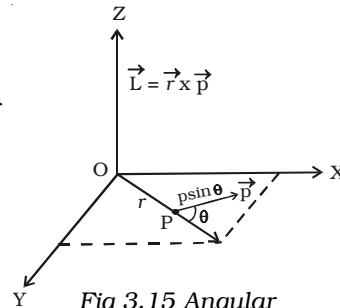


Fig 3.15 Angular momentum of a particle

The angular momentum L of the particle about an axis passing through O perpendicular to XY plane is defined as the cross product of \vec{r} and \vec{p} .

$$(i.e) \vec{L} = \vec{r} \times \vec{p}$$

Its magnitude is given by $L = r p \sin \theta$

where θ is the angle between \vec{r} and \vec{p} and L is along a direction perpendicular to the plane containing \vec{r} and \vec{p} .

The unit of angular momentum is $\text{kg m}^2 \text{s}^{-1}$ and its dimensional formula is, $M L^2 T^{-1}$.

3.6.1 Angular momentum of a rigid body

Let us consider a system of n particles of masses m_1, m_2, \dots, m_n situated at distances r_1, r_2, \dots, r_n respectively from the axis of rotation (Fig. 3.16). Let v_1, v_2, v_3, \dots be the linear velocities of the particles respectively, then linear momentum of first particle = $m_1 v_1$.

Since $v_1 = r_1 \omega$ the linear momentum of first particle = $m_1(r_1 \omega)$

The moment of linear momentum of first particle

= linear momentum \times perpendicular distance

$$= (m_1 r_1 \omega) \times r_1$$

angular momentum of first particle = $m_1 r_1^2 \omega$

Similarly,

$$\text{angular momentum of second particle} = m_2 r_2^2 \omega$$

$$\text{angular momentum of third particle} = m_3 r_3^2 \omega \text{ and so on.}$$

The sum of the moment of the linear momenta of all the particles of a rotating rigid body taken together about the axis of rotation is known as angular momentum of the rigid body.

\therefore Angular momentum of the rotating rigid body = sum of the angular momenta of all the particles.

$$(i.e) L = m_1 r_1^2 \omega + m_2 r_2^2 \omega + m_3 r_3^2 \omega \dots + m_n r_n^2 \omega$$

$$L = \omega [m_1 r_1^2 + m_2 r_2^2 + m_3 r_3^2 + \dots + m_n r_n^2]$$

$$= \omega \left[\sum_{i=1}^n m_i r_i^2 \right]$$

$$\therefore L = \omega I$$

where $I = \sum_{i=1}^n m_i r_i^2$ = moment of inertia of the rotating rigid body about the axis of rotation.

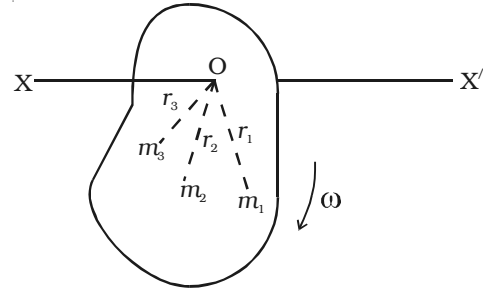


Fig 3.16 Angular momentum of a rigid body

3.7 Relation between torque and angular acceleration

Let us consider a rigid body rotating about a fixed axis XOX' with angular velocity ω (Fig. 3.17).

The force acting on a particle of mass m_1 situated at A, at a distance r_1 , from the axis of rotation = mass \times acceleration

$$= m_1 \times \frac{d}{dt}(r_1 \omega)$$

$$= m_1 r_1 \frac{d\omega}{dt}$$

$$= m_1 r_1 \frac{d^2\theta}{dt^2}$$

The moment of this force about the axis of rotation

= Force \times perpendicular distance

$$= m_1 r_1 \frac{d^2\theta}{dt^2} \times r_1$$

Therefore, the total moment of all

the forces acting on all the particles

$$= m_1 r_1^2 \frac{d^2\theta}{dt^2} + m_2 r_2^2 \frac{d^2\theta}{dt^2} + \dots$$

$$\text{(i.e.) torque} = \sum_{i=1}^n m_i r_i^2 \times \frac{d^2\theta}{dt^2}$$

$$\text{or } \tau = I\alpha$$

where $\sum_{i=1}^n m_i r_i^2 =$ moment of inertia I of the rigid body and $\alpha = \frac{d^2\theta}{dt^2}$ angular acceleration.

3.7.1 Relation between torque and angular momentum

The angular momentum of a rotating rigid body is, $L = I\omega$

Differentiating the above equation with respect to time,

$$\frac{dL}{dt} = I \left(\frac{d\omega}{dt} \right) = I\alpha$$

where $\alpha = \frac{d\omega}{dt}$ angular acceleration of the body.

But torque $\tau = I\alpha$

Therefore, torque $\tau = \frac{dL}{dt}$

Thus the rate of change of angular momentum of a body is equal to the external torque acting upon the body.

3.8 Conservation of angular momentum

The angular momentum of a rotating rigid body is, $L = I\omega$

The torque acting on a rigid body is, $\tau = \frac{dL}{dt}$

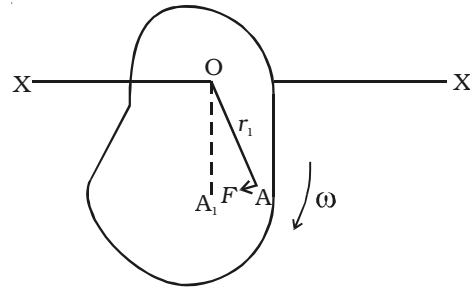


Fig 3.17 Relation between torque and angular acceleration

When no external torque acts on the system, $\tau = \frac{dL}{dt} = 0$

(i.e.) $L = I\omega = \text{constant}$

Total angular momentum of the body = constant

(i.e.) when no external torque acts on the body, the net angular momentum of a rotating rigid body remains constant. This is known as law of conservation of angular momentum.

Illustration of conservation of angular momentum

From the law of conservation of angular momentum, $I\omega = \text{constant}$

(ie) $\omega \propto \frac{1}{I}$, the angular velocity of rotation is inversely proportional

to the moment of inertia of the system.

Following are the examples for law of conservation of angular momentum.

1. A diver jumping from springboard sometimes exhibits somersaults in air before reaching the water surface, because the diver curls his body to decrease the moment of inertia and increase angular velocity. When he

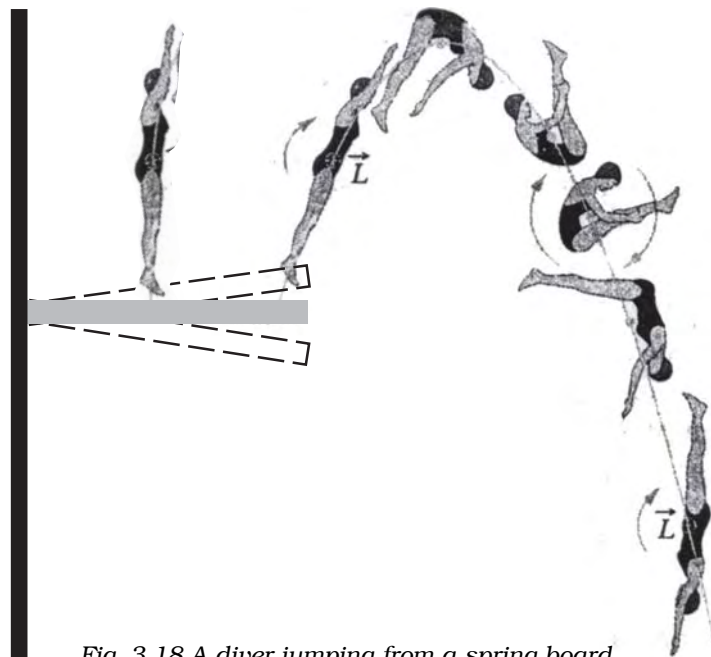


Fig. 3.18 A diver jumping from a spring board

is about to reach the water surface, he again outstretches his limbs. This again increases moment of inertia and decreases the angular velocity. Hence, the diver enters the water surface with a gentle speed.

2. A ballet dancer can increase her angular velocity by folding her arms, as this decreases the moment of inertia.

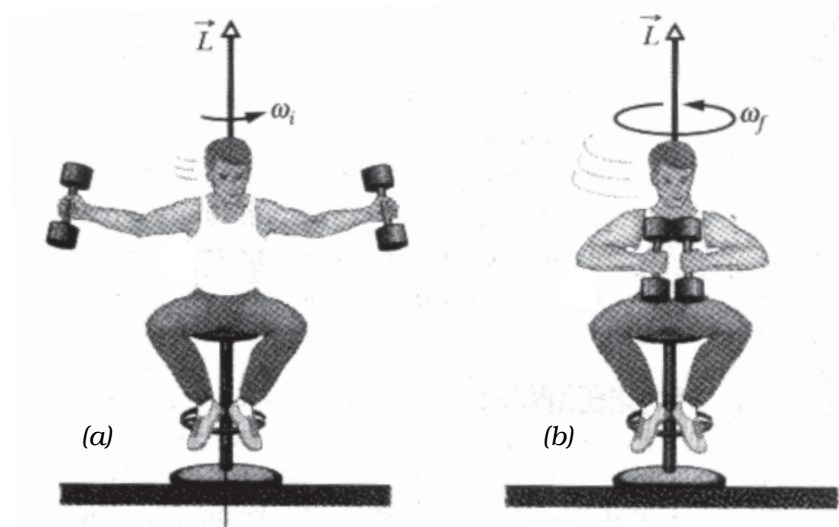


Fig 3.19 A person rotating on a turn table

3. Fig. 3.19a shows a person sitting on a turntable holding a pair of heavy dumbbells one in each hand with arms outstretched. The table is rotating with a certain angular velocity. The person suddenly pushes the weight towards his chest as shown Fig. 3.19b, the speed of rotation is found to increase considerably.

4. The angular velocity of a planet in its orbit round the sun increases when it is nearer to the Sun, as the moment of inertia of the planet about the Sun decreases.

Solved Problems

- 3.1 A system consisting of two masses connected by a massless rod lies along the X-axis. A 0.4 kg mass is at a distance $x = 2$ m while a 0.6 kg mass is at $x = 7$ m. Find the x coordinate of the centre of mass.

Data : $m_1 = 0.4$ kg ; $m_2 = 0.6$ kg ; $x_1 = 2$ m ; $x_2 = 7$ m ; $x = ?$

Solution :
$$x = \frac{m_1 x_1 + m_2 x_2}{m_1 + m_2} = \frac{(0.4 \times 2) + (0.6 \times 7)}{(0.4 + 0.6)} = 5$$
 m

- 3.2 Locate the centre of mass of a system of bodies of masses $m_1 = 1$ kg, $m_2 = 2$ kg and $m_3 = 3$ kg situated at the corners of an equilateral triangle of side 1 m.

Data : $m_1 = 1$ kg ; $m_2 = 2$ kg ; $m_3 = 3$ kg ;

The coordinates of A = (0,0)

The coordinates of B = (1,0)

Centre of mass of the system =?

Solution : Consider an equilateral triangle of side 1m as shown in Fig. Take X and Y axes as shown in figure.

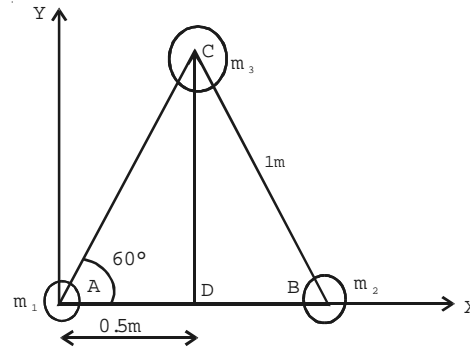
To find the coordinate of C:

For an equilateral triangle ,
 $\angle CAB = 60^\circ$

Consider the triangle ADC,

$$\sin \theta = \frac{CD}{CA} \quad (\text{or}) \quad CD =$$

$$(CA) \sin \theta = 1 \times \sin 60^\circ = \frac{\sqrt{3}}{2}$$



Therefore from the figure, the coordinate of C are, $(0.5, \frac{\sqrt{3}}{2})$

$$x = \frac{m_1 x_1 + m_2 x_2 + m_3 x_3}{m_1 + m_2 + m_3}$$

$$x = \frac{(1 \times 0) + (2 \times 1) + (3 \times 0.5)}{(1 + 2 + 3)} = \frac{3.5}{6} m$$

$$y = \frac{m_1 y_1 + m_2 y_2 + m_3 y_3}{m_1 + m_2 + m_3}$$

$$y = \frac{(1 \times 0) + (2 \times 0) + \left(3 \times \frac{\sqrt{3}}{2}\right)}{6} = \frac{\sqrt{3}}{4} m$$

3.3 A circular disc of mass m and radius r is set rolling on a table.

If ω is its angular velocity, show that its total energy $E = \frac{3}{4} mr^2 \omega^2$.

Solution : The total energy of the disc = Rotational KE + linear KE

$$\therefore E = \frac{1}{2} I \omega^2 + \frac{1}{2} mv^2 \quad \dots(1)$$

$$\text{But } I = \frac{1}{2} mr^2 \text{ and } v = r\omega \quad \dots(2)$$

Substituting eqn. (2) in eqn. (1),

$$\begin{aligned} E &= \frac{1}{2} \times \frac{1}{2} (mr^2) (\omega^2) + \frac{1}{2} m (r\omega)^2 = \frac{1}{4} mr^2 \omega^2 + \frac{1}{2} mr^2 \omega^2 \\ &= \frac{3}{4} mr^2 \omega^2 \end{aligned}$$

3.4 A thin metal ring of diameter 0.6m and mass 1kg starts from rest and rolls down on an inclined plane. Its linear velocity on reaching the foot of the plane is 5 m s^{-1} , calculate (i) the moment of inertia of the ring and (ii) the kinetic energy of rotation at that instant.

Data : $R = 0.3 \text{ m}$; $M = 1 \text{ kg}$; $v = 5 \text{ m s}^{-1}$; $I = ?$ K.E. = ?

Solution : $I = MR^2 = 1 \times (0.3)^2 = 0.09 \text{ kg m}^2$

$$\text{K.E.} = \frac{1}{2} I \omega^2$$

$$v = r\omega ; \therefore \omega = \frac{v}{r} ; \text{K.E.} = \frac{1}{2} \times 0.09 \times \left(\frac{5}{0.3}\right)^2 = 12.5 \text{ J}$$

- 3.5 A solid cylinder of mass 200 kg rotates about its axis with angular speed 100 s^{-1} . The radius of the cylinder is 0.25 m. What is the kinetic energy associated with the rotation of the cylinder? What is the magnitude of the angular momentum of the cylinder about its axis?

Data : $M = 200 \text{ kg}$; $\omega = 100 \text{ s}^{-1}$; $R = 0.25 \text{ metre}$;
 $E_R = ?$; $L = ?$

Solution : $I = \frac{MR^2}{2} = \frac{200 \times (0.25)^2}{2} = 6.25 \text{ kg m}^2$

$$\text{K.E.} = \frac{1}{2} I \omega^2$$

$$= \frac{1}{2} \times 6.25 \times (100)^2$$

$$E_R = 3.125 \times 10^4 \text{ J}$$

$$L = I\omega = 6.25 \times 100 = 625 \text{ kg m}^2 \text{ s}^{-1}$$

- 3.6 Calculate the radius of gyration of a rod of mass 100 g and length 100 cm about an axis passing through its centre of gravity and perpendicular to its length.

Data : $M = 100 \text{ g} = 0.1 \text{ kg}$; $l = 100 \text{ cm} = 1 \text{ m}$

$K = ?$

Solution : The moment of inertia of the rod about an axis passing through its centre of gravity and perpendicular to the length = $I =$

$$MK^2 = \frac{ML^2}{12} \text{ (or) } K^2 = \frac{L^2}{12} \text{ (or) } K = \frac{L}{\sqrt{12}} = \frac{1}{\sqrt{12}} = 0.2886 \text{ m.}$$

- 3.7 A circular disc of mass 100 g and radius 10 cm is making 2 revolutions per second about an axis passing through its centre and perpendicular to its plane. Calculate its kinetic energy.

Data : $M = 100 \text{ g} = 0.1 \text{ kg}$; $R = 10 \text{ cm} = 0.1 \text{ m}$; $n = 2$

Solution : $\omega = \text{angular velocity} = 2\pi n = 2\pi \times 2 = 4\pi \text{ rad / s}$

$$\text{Kinetic energy of rotation} = \frac{1}{2} I\omega^2$$

$$= \frac{1}{2} \times \frac{1}{2} \times MR^2 \omega^2 = \frac{1}{2} \times \frac{1}{2} (0.1) \times (0.1)^2 \times (4\pi)^2$$

$$= 3.947 \times 10^{-2} \text{ J}$$

- 3.8 Starting from rest, the flywheel of a motor attains an angular velocity 100 rad/s from rest in 10 s. Calculate (i) angular acceleration and (ii) angular displacement in 10 seconds.

Data : $\omega_0 = 0$; $\omega = 100 \text{ rad s}^{-1}$ $t = 10 \text{ s}$ $\alpha = ?$

Solution : From equations of rotational dynamics,

$$\omega = \omega_0 + \alpha t$$

$$\text{(or) } \alpha = \frac{\omega - \omega_0}{t} = \frac{100 - 0}{10} = 10 \text{ rad s}^{-2}$$

$$\text{Angular displacement } \theta = \omega_0 t + \frac{1}{2} \alpha t^2$$

$$= 0 + \frac{1}{2} \times 10 \times 10^2 = 500 \text{ rad}$$

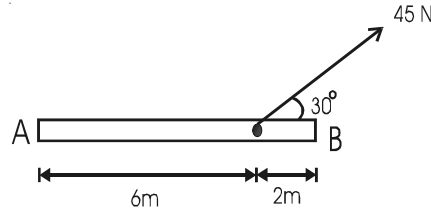
- 3.9 A disc of radius 5 cm has moment of inertia of 0.02 kg m^2 . A force of 20 N is applied tangentially to the surface of the disc. Find the angular acceleration produced.

Data : $I = 0.02 \text{ kg m}^2$; $r = 5 \text{ cm} = 5 \times 10^{-2} \text{ m}$; $F = 20 \text{ N}$; $\tau = ?$

Solution : Torque = $\tau = F \times 2r = 20 \times 2 \times 5 \times 10^{-2} = 2 \text{ N m}$

angular acceleration = $\alpha = \frac{\tau}{I} = \frac{2}{0.02} = 100 \text{ rad /s}^2$

- 3.10 From the figure, find the moment of the force 45 N about A?

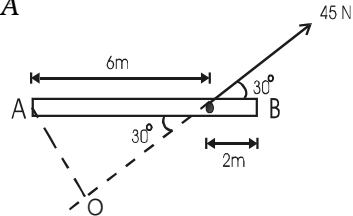


Data : Force $F = 45 \text{ N}$; Moment of the force about A = ?

Solution : Moment of the force about A

$$= \text{Force} \times \text{perpendicular distance} = F \times AO$$

$$= 45 \times 6 \sin 30 = 135 \text{ N m}$$



Self evaluation

(The questions and problems given in this self evaluation are only samples. In the same way any question and problem could be framed from the text matter. Students must be prepared to answer any question and problem from the text matter, not only from the self evaluation.)

- 3.1 The angular speed of minute arm in a watch is :
- (a) $\pi/21600 \text{ rad s}^{-1}$ (b) $\pi/12 \text{ rad s}^{-1}$
(c) $\pi/3600 \text{ rad s}^{-1}$ (d) $\pi/1800 \text{ rad s}^{-1}$
- 3.2 The moment of inertia of a body comes into play
- (a) in linear motion (b) in rotational motion
(c) in projectile motion (d) in periodic motion
- 3.3 Rotational analogue of mass in linear motion is
- (a) Weight (b) Moment of inertia
(c) Torque (d) Angular momentum
- 3.4 The moment of inertia of a body does not depend on
- (a) the angular velocity of the body
(b) the mass of the body
(c) the axis of rotation of the body
(d) the distribution of mass in the body
- 3.5 A ring of radius r and mass m rotates about an axis passing through its centre and perpendicular to its plane with angular velocity ω . Its kinetic energy is
- (a) $m r \omega^2$ (b) $\frac{1}{2} m r \omega^2$ (c) $I \omega^2$ (d) $\frac{1}{2} I \omega^2$
- 3.6 The moment of inertia of a disc having mass M and radius R , about an axis passing through its centre and perpendicular to its plane is
- (a) $\frac{1}{2} M R^2$ (b) $M R^2$ (c) $\frac{1}{4} M R^2$ (d) $\frac{5}{4} M R^2$
- 3.7 Angular momentum is the vector product of
- (a) linear momentum and radius vector
(b) moment of inertia and angular velocity
(c) linear momentum and angular velocity
(d) linear velocity and radius vector

- 3.8 The rate of change of angular momentum is equal to
 (a) Force (b) Angular acceleration
 (c) Torque (d) Moment of Inertia
- 3.9 Angular momentum of the body is conserved
 (a) always
 (b) never
 (c) in the absence of external torque
 (d) in the presence of external torque
- 3.10 A man is sitting on a rotating stool with his arms outstretched. Suddenly he folds his arm. The angular velocity
 (a) decreases (b) increases
 (c) becomes zero (d) remains constant
- 3.11 An athlete diving off a high springboard can perform a variety of exercises in the air before entering the water below. Which one of the following parameters will remain constant during the fall. The athlete's
 (a) linear momentum (b) moment of inertia
 (c) kinetic energy (d) angular momentum
- 3.12 Obtain an expression for position of centre of mass of two particle system.
- 3.13 Explain the motion of centre of mass of a system with an example.
- 3.14 What are the different types of equilibrium?
- 3.15 Derive the equations of rotational motion.
- 3.16 Compare linear motion with rotational motion.
- 3.17 Explain the physical significance of moment of inertia.
- 3.18 Show that the moment of inertia of a rigid body is twice the kinetic energy of rotation.
- 3.19 State and prove parallel axes theorem and perpendicular axes theorem.
- 3.20 Obtain the expressions for moment of inertia of a ring (i) about an axis passing through its centre and perpendicular to its plane. (ii) about its diameter and (iii) about a tangent.

- 3.21 Obtain the expressions for the moment of inertia of a circular disc (i) about an axis passing through its centre and perpendicular to its plane.(ii) about a diameter (iii) about a tangent in its plane and (iv) about a tangent perpendicular to its plane.
- 3.22 Obtain an expression for the angular momentum of a rotating rigid body.
- 3.23 State the law of conservation of angular momentum.
- 3.24 A cat is able to land on its feet after a fall. Which principle of physics is being used? Explain.

Problems

- 3.25 A person weighing 45 kg sits on one end of a seesaw while a boy of 15 kg sits on the other end. If they are separated by 4 m, how far from the boy is the centre of mass situated. Neglect weight of the seesaw.
- 3.26 Three bodies of masses 2 kg, 4 kg and 6 kg are located at the vertices of an equilateral triangle of side 0.5 m. Find the centre of mass of this collection, giving its coordinates in terms of a system with its origin at the 2 kg body and with the 4 kg body located along the positive X axis.
- 3.27 Four bodies of masses 1 kg, 2 kg, 3 kg and 4 kg are at the vertices of a rectangle of sides a and b. If $a = 1$ m and $b = 2$ m, find the location of the centre of mass. (Assume that, 1 kg mass is at the origin of the system, 2 kg body is situated along the positive x axis and 4 kg along the y axis.)
- 3.28 Assuming a dumbbell shape for the carbon monoxide (CO) molecule, find the distance of the centre of mass of the molecule from the carbon atom in terms of the distance d between the carbon and the oxygen atom. The atomic mass of carbon is 12 amu and for oxygen is 16 amu. ($1 \text{ amu} = 1.67 \times 10^{-27} \text{ kg}$)
- 3.29 A solid sphere of mass 50 g and diameter 2 cm rolls without sliding with a uniform velocity of 5 m s^{-1} along a straight line on a smooth horizontal table. Calculate its total kinetic energy.

(Note : Total $E_K = \frac{1}{2} mv^2 + \frac{1}{2} I\omega^2$).

- 3.30 Compute the rotational kinetic energy of a 2 kg wheel rotating at 6 revolutions per second if the radius of gyration of the wheel is 0.22 m.
- 3.31 The cover of a jar has a diameter of 8 cm. Two equal, but oppositely directed, forces of 20 N act parallel to the rim of the lid to turn it. What is the magnitude of the applied torque?

Answers

- | | | | |
|----------------|------------------|-----------------|--------------------|
| 3.1 (d) | 3.2 (b) | 3.3 (b) | 3.4 (a) |
| 3.5 (d) | 3.6 (a) | 3.7 (b) | 3.8 (c) |
| 3.9 (c) | 3.10 (b) | 3.11 (c) | |
| 3.25 | 3 m from the boy | 3.26 | 0.2916 m, 0.2165 m |
| 3.27 | 0.5 m, 1.4 m | 3.28 | $\frac{16 d}{28}$ |
| 3.29 | 0.875 J | 3.30 | 68.71 J |
| 3.31 | 1.6 N m | | |

4. Gravitation and Space Science

We have briefly discussed the kinematics of a freely falling body under the gravity of the Earth in earlier units. The fundamental forces of nature are gravitational, electromagnetic and nuclear forces. The gravitational force is the weakest among them. But this force plays an important role in the birth of a star, controlling the orbits of planets and evolution of the whole universe.

Before the seventeenth century, scientists believed that objects fell on the Earth due to their inherent property of matter. Galileo made a systematic study of freely falling bodies.

4.1 Newton's law of gravitation

The motion of the planets, the moon and the Sun was the interesting subject among the students of Trinity college at Cambridge in England.

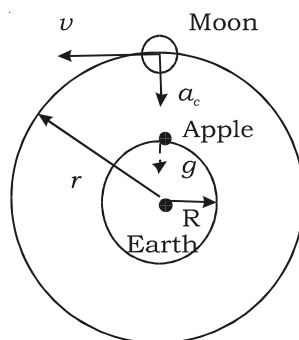


Fig. 4.1 Acceleration of moon

Isaac Newton was also one among these students. In 1665, the college was closed for an indefinite period due to plague. Newton, who was then 23 years old, went home to Lincolnshire. He continued to think about the motion of planets and the moon. One day Newton sat under an apple tree and had tea with his friends. He saw an apple falling to ground. This incident made him to think about falling bodies. He concluded that the same force of gravitation which attracts the apple to the Earth might also be responsible for attracting

the moon and keeping it in its orbit. The centripetal acceleration of the moon in its orbit and the downward acceleration of a body falling on the Earth might have the same origin. Newton calculated the centripetal acceleration by assuming moon's orbit (Fig. 4.1) to be circular.

Acceleration due to gravity on the Earth's surface, $g = 9.8 \text{ m s}^{-2}$

Centripetal acceleration on the moon, $a_c = \frac{v^2}{r}$

where r is the radius of the orbit of the moon (3.84×10^8 m) and v is the speed of the moon.

Time period of revolution of the moon around the Earth,
 $T = 27.3$ days.

The speed of the moon in its orbit, $v = \frac{2\pi r}{T}$

$$v = \frac{2\pi \times 3.84 \times 10^8}{27.3 \times 24 \times 60 \times 60} = 1.02 \times 10^3 \text{ m s}^{-1}$$

$$\therefore \text{Centripetal acceleration, } a_c = \frac{v^2}{r} = \frac{(1.02 \times 10^3)^2}{3.84 \times 10^8}$$

$$a_c = 2.7 \times 10^{-3} \text{ m s}^{-2}$$

Newton assumed that both the moon and the apple are accelerated towards the centre of the Earth. But their motions differ, because, the moon has a tangential velocity whereas the apple does not have.

Newton found that a_c was less than g and hence concluded that force produced due to gravitational attraction of the Earth decreases with increase in distance from the centre of the Earth. He assumed that this acceleration and therefore force was inversely proportional to the square of the distance from the centre of the Earth. He had found that the value of a_c was about $1/3600$ of the value of g , since the radius of the lunar orbit r is nearly 60 times the radius of the Earth R .

The value of a_c was calculated as follows :

$$\frac{a_c}{g} = \frac{1/r^2}{1/R^2} = \left(\frac{R}{r}\right)^2 = \left(\frac{1}{60}\right)^2 = \frac{1}{3600}$$

$$\therefore a_c = \frac{g}{3600} = \frac{9.8}{3600} = 2.7 \times 10^{-3} \text{ m s}^{-2}$$

Newton suggested that gravitational force might vary inversely as the square of the distance between the bodies. He realised that this force of attraction was a case of universal attraction between any two bodies present anywhere in the universe and proposed universal gravitational law.

The law states that *every particle of matter in the universe attracts every other particle with a force which is directly proportional to the product*

of their masses and inversely proportional to the square of the distance between them.

Consider two bodies of masses m_1 and m_2 with their centres separated by a distance r . The gravitational force between them is

$$F \propto m_1 m_2$$

$$F \propto 1/r^2$$

$$\therefore F \propto \frac{m_1 m_2}{r^2}$$

$$F = G \frac{m_1 m_2}{r^2} \text{ where } G \text{ is the universal}$$

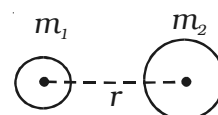


Fig. 4.2
Gravitational
force

gravitational constant.

If $m_1 = m_2 = 1 \text{ kg}$ and $r = 1 \text{ m}$, then $F = G$.

Hence, the Gravitational constant 'G' is numerically equal to the gravitational force of attraction between two bodies of mass 1 kg each separated by a distance of 1 m. The value of G is $6.67 \times 10^{-11} \text{ N m}^2 \text{ kg}^{-2}$ and its dimensional formula is $\text{M}^{-1} \text{L}^3 \text{T}^{-2}$.

4.1.1 Special features of the law

(i) The gravitational force between two bodies is an action and reaction pair.

(ii) The gravitational force is very small in the case of lighter bodies. It is appreciable in the case of massive bodies. The gravitational force between the Sun and the Earth is of the order of 10^{27} N .

4.2 Acceleration due to gravity

Galileo was the first to make a systematic study of the motion of a body under the gravity of the Earth. He dropped various objects from the leaning tower of Pisa and made analysis of their motion under gravity. He came to the conclusion that "*in the absence of air, all bodies will fall at the same rate*". It is the air resistance that slows down a piece of paper or a parachute falling under gravity. If a heavy stone and a parachute are dropped where there is no air, both will fall together at the same rate.

Experiments showed that the velocity of a freely falling body under

gravity increases at a constant rate. (i.e) with a constant acceleration. The acceleration produced in a body on account of the force of gravity is called *acceleration due to gravity*. It is denoted by g . At a given place, the value of g is the same for all bodies irrespective of their masses. It differs from place to place on the surface of the Earth. It also varies with altitude and depth.

The value of g at sea-level and at a latitude of 45° is taken as the standard (i.e) $g = 9.8 \text{ m s}^{-2}$

4.3 Acceleration due to gravity at the surface of the Earth

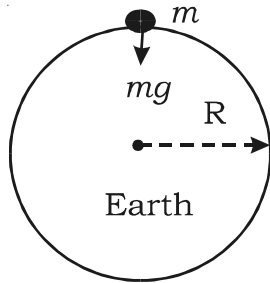


Fig. 4.3 Acceleration due to gravity

Consider a body of mass m on the surface of the Earth as shown in the Fig. 4.3. Its distance from the centre of the Earth is R (radius of the Earth).

The gravitational force experienced by the body is $F = \frac{GMm}{R^2}$ where M is the mass of the Earth.

From Newton's second law of motion,

$$\text{Force } F = mg.$$

$$\text{Equating the above two forces, } \frac{GMm}{R^2} = mg$$

$$\therefore g = \frac{GM}{R^2}$$

This equation shows that g is independent of the mass of the body m . But, it varies with the distance from the centre of the Earth. If the Earth is assumed to be a sphere of radius R , the value of g on the surface of the Earth is given by $g = \frac{GM}{R^2}$

4.3.1 Mass of the Earth

From the expression $g = \frac{GM}{R^2}$, the mass of the Earth can be calculated as follows :

$$M = \frac{gR^2}{G} = \frac{9.8 \times (6.38 \times 10^6)^2}{6.67 \times 10^{-11}} = 5.98 \times 10^{24} \text{ kg}$$

4.4 Variation of acceleration due to gravity

(i) Variation of g with altitude

Let P be a point on the surface of the Earth and Q be a point at an altitude h . Let the mass of the Earth be M and radius of the Earth be R . Consider the Earth as a spherical shaped body.

The acceleration due to gravity at P on the surface is

$$g = \frac{GM}{R^2} \quad \dots (1)$$

Let the body be placed at Q at a height h from the surface of the Earth. The acceleration due to gravity at Q is

$$g_h = \frac{GM}{(R+h)^2} \quad \dots (2)$$

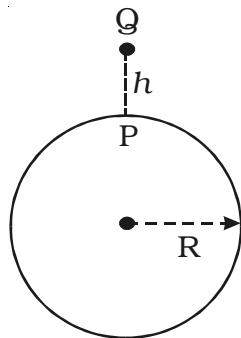


Fig. 4.4 Variation of g with altitude

dividing (2) by (1) $\frac{g_h}{g} = \frac{R^2}{(R+h)^2}$

By simplifying and expanding using

binomial theorem, $g_h = g \left(1 - \frac{2h}{R}\right)$

The value of acceleration due to gravity decreases with increase in height above the surface of the Earth.

(ii) Variation of g with depth

Consider the Earth to be a homogeneous sphere with uniform density of radius R and mass M .

Let P be a point on the surface of the Earth and Q be a point at a depth d from the surface.

The acceleration due to gravity at P on

the surface is $g = \frac{GM}{R^2}$.

If ρ be the density, then, the mass of the Earth is $M = \frac{4}{3}\pi R^3\rho$

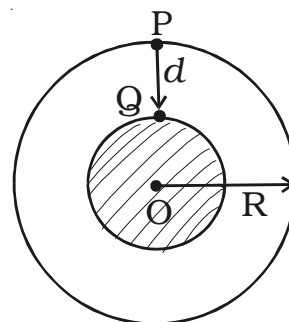


Fig. 4.5 Variation of g with depth

$$\therefore g = \frac{4}{3}G\pi R\rho \quad \dots (1)$$

The acceleration due to gravity at Q at a depth d from the surface of the Earth is

$$g_d = \frac{GM_d}{(R-d)^2}$$

where M_d is the mass of the inner sphere of the Earth of radius $(R-d)$.

$$M_d = \frac{4}{3}\pi(R-d)^3\rho$$

$$\therefore g_d = \frac{4}{3}G\pi(R-d)\rho \quad \dots (2)$$

dividing (2) by (1), $\frac{g_d}{g} = \frac{R-d}{R}$

$$g_d = g \left(1 - \frac{d}{R}\right)$$

The value of acceleration due to gravity decreases with increase of depth.

(iii) Variation of g with latitude (Non-sphericity of the Earth)

The Earth is not a perfect sphere. It is an ellipsoid as shown in the Fig. 4.6. It is flattened at the poles where the latitude is 90° and bulged at the equator where the latitude is 0° .

The radius of the Earth at equatorial plane R_e is greater than the radius along the poles R_p by about 21 km.

We know that $g = \frac{GM}{R^2}$

$$\therefore g \propto \frac{1}{R^2}$$

The value of g varies inversely as the square of radius of the Earth. The radius at the equator is the greatest. Hence the value of g

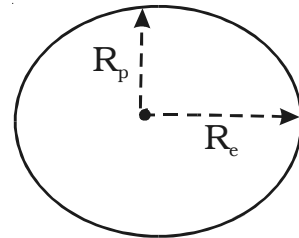


Fig.4.6 Non-sphericity of the Earth

is minimum at the equator. The radius at poles is the least. Hence, the value of g is maximum at the poles. The value of g increases from the equator to the poles.

(iv) Variation of g with latitude (Rotation of the Earth)

Let us consider the Earth as a homogeneous sphere of mass M and radius R . The Earth rotates about an axis passing through its north and south poles. The Earth rotates from west to east in 24 hours. Its angular velocity is $7.3 \times 10^{-5} \text{ rad s}^{-1}$.

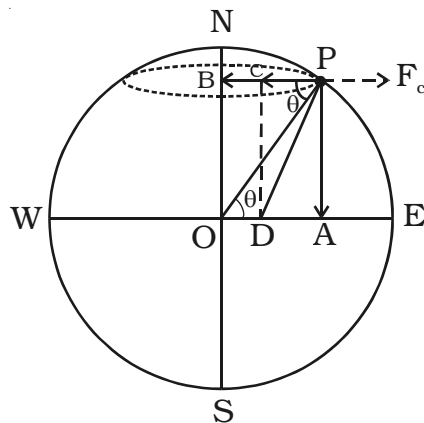


Fig. 4.7 Rotation of the Earth

Consider a body of mass m on the surface of the Earth at P at a latitude θ . Let ω be the angular velocity. The force (weight) $F = mg$ acts along PO . It could be resolved into two rectangular components (i) $mg \cos \theta$ along PB and (ii) $mg \sin \theta$ along PA (Fig. 4.7).

From the $\triangle OPB$, it is found that $BP = R \cos \theta$. The particle describes a circle with B as centre and radius $BP = R \cos \theta$.

The body at P experiences a centrifugal force (outward force) F_C due to the rotation of the Earth.

(i.e) $F_C = mR\omega^2 \cos \theta$.

The net force along $PC = mg \cos \theta - mR\omega^2 \cos \theta$

\therefore The body is acted upon by two forces along PA and PC .

The resultant of these two forces is

$$F = \sqrt{(mg \sin \theta)^2 + (mg \cos \theta - mR\omega^2 \cos \theta)^2}$$

$$F = mg \sqrt{1 - \frac{2R\omega^2 \cos^2 \theta}{g} + \frac{R^2 \omega^4 \cos^2 \theta}{g^2}}$$

since $\frac{R^2 \omega^4}{g^2}$ is very small, the term $\frac{R^2 \omega^4 \cos^2 \theta}{g^2}$ can be neglected.

The force, $F = mg \sqrt{1 - \frac{2R\omega^2 \cos^2 \theta}{g}}$... (1)

If g' is the acceleration of the body at P due to this force F , we have, $F = mg'$... (2)

by equating (2) and (1)

$$mg' = mg \sqrt{1 - \frac{2R\omega^2 \cos^2 \theta}{g}}$$

$$g' = g \left(1 - \frac{R\omega^2 \cos^2 \theta}{g} \right)$$

Case (i) At the poles, $\theta = 90^\circ$; $\cos \theta = 0$

$$\therefore g' = g$$

Case (ii) At the equator, $\theta = 0$; $\cos \theta = 1$

$$\therefore g' = g \left(1 - \frac{R\omega^2}{g} \right)$$

So, the value of acceleration due to gravity is maximum at the poles.

4.5 Gravitational field

Two masses separated by a distance exert gravitational forces on one another. This is called action at-a-distance. They interact even though they are not in contact. This interaction can also be explained with the field concept. *A particle or a body placed at a point modifies a space around it which is called gravitational field.* When another particle is brought in this field, it experiences gravitational force of attraction. *The gravitational field is defined as the space around a mass in which it can exert gravitational force on other mass.*

4.5.1 Gravitational field intensity

Gravitational field intensity or strength at a point is defined as the force experienced by a unit mass placed at that point. It is denoted by **E**. It is a vector quantity. Its unit is N kg^{-1} .

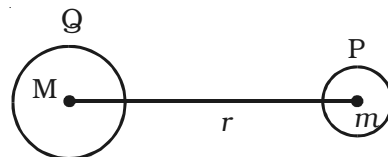


Fig. 4.8 Gravitational field

Consider a body of mass M placed at a point Q and another body of mass m placed at P at a distance r from Q .

The mass M develops a field E at P and this field exerts a force $F = mE$.

The gravitational force of attraction between the masses m and M is $F = \frac{GMm}{r^2}$

The gravitational field intensity at P is $E = \frac{F}{m}$

$$\therefore E = \frac{GM}{r^2}$$

Gravitational field intensity is the measure of gravitational field.

4.5.2 Gravitational potential difference

Gravitational potential difference between two points is defined as the amount of work done in moving unit mass from one point to another point against the gravitational force of attraction.

Consider two points A and B separated by a distance dr in the gravitational field.

The work done in moving unit mass from A to B is $dv = W_{A \rightarrow B}$

$$\text{Gravitational potential difference } dv = -E dr$$

Here negative sign indicates that work is done against the gravitational field.

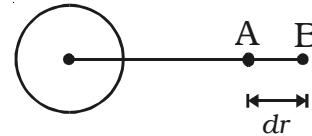


Fig. 4.9 Gravitational potential difference

4.5.3 Gravitational potential

Gravitational potential at a point is defined as the amount of work done in moving unit mass from the point to infinity against the gravitational field. It is a scalar quantity. Its unit is N m kg^{-1} .

4.5.4 Expression for gravitational potential at a point

Consider a body of mass M at the point C . Let P be a point at a distance r from C . To calculate the gravitational potential at P consider two points A and B . The point A , where the unit mass is placed is at a distance x from C .

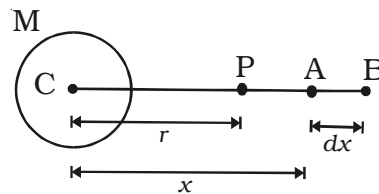


Fig. 4.10 Gravitational potential

The gravitational field at A is $E = \frac{GM}{x^2}$

The work done in moving the unit mass from A to B through a small distance dx is $dw = dv = -E \cdot dx$

Negative sign indicates that work is done against the gravitational field.

$$dv = - \frac{GM}{x^2} dx$$

The work done in moving the unit mass from the point P to

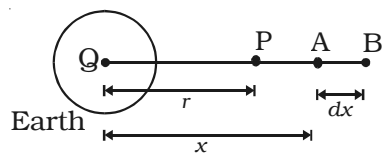
infinity is $\int dv = - \int_r^\infty \frac{GM}{x^2} dx$

$$v = - \frac{GM}{r}$$

The gravitational potential is negative, since the work is done against the field. (i.e) the gravitational force is always attractive.

4.5.5 Gravitational potential energy

Consider a body of mass m placed at P at a distance r from the centre of the Earth. Let the mass of the Earth be M .



When the mass m is at A at a distance x from Q, the gravitational force of attraction on it due to mass M is

Fig. 4.11 Gravitational potential energy given by $F = \frac{GMm}{x^2}$

The work done in moving the mass m through a small distance dx from A to B along the line joining the two centres of masses m and M is $dw = -F \cdot dx$

Negative sign indicates that work is done against the gravitational field.

$$\therefore dw = - \frac{GMm}{x^2} \cdot dx$$

The gravitational potential energy of a mass m at a distance r from another mass M is defined as the amount of work done in moving the mass m from a distance r to infinity.

The total work done in moving the mass m from a distance r to

infinity is

$$\int dw = \int_r^\infty \frac{GMm}{x^2} dx$$

$$W = -GMm \int_r^\infty \frac{1}{x^2} dx$$

$$*U = -\frac{GMm}{r}$$

Gravitational potential energy is zero at infinity and decreases as the distance decreases. This is due to the fact that the gravitational force exerted on the body by the Earth is attractive. Hence the gravitational potential energy U is negative.

4.5.6 Gravitational potential energy near the surface of the Earth

Let the mass of the Earth be M and its radius be R . Consider a point A on the surface of the Earth and another point B at a height h above the surface of the Earth. The work done in moving the mass m from A to B is $U = U_B - U_A$

$$U = -GMm \left[\frac{1}{(R+h)} - \frac{1}{R} \right]$$

$$U = GMm \left[\frac{1}{R} - \frac{1}{(R+h)} \right]$$

$$U = \frac{GMmh}{R(R+h)}$$

If the body is near the surface of the Earth, h is very small when compared with R . Hence $(R+h)$ could be taken as R .

$$\therefore U = \frac{GMmh}{R^2}$$

$$U = mgh \quad \left(\because \frac{GM}{R^2} = g \right)$$

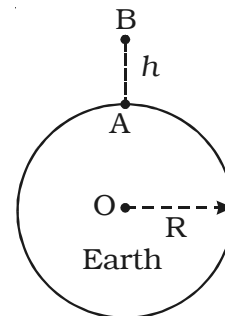


Fig. 4.12 Gravitational potential energy near the surface of the Earth

4.6 Inertial mass

According to Newton's second law of motion ($F = ma$), the mass of a body can be determined by measuring the acceleration produced in it

* Potential energy is represented by U (Upsilon).

by a constant force. (i.e) $m = F/a$. *Inertial mass of a body is a measure of the ability of a body to oppose the production of acceleration in it by an external force.*

If a constant force acts on two masses m_A and m_B and produces accelerations a_A and a_B respectively, then, $F = m_A a_A = m_B a_B$

$$\therefore \frac{m_A}{m_B} = \frac{a_B}{a_A}$$

The ratio of two masses is independent of the constant force. If the same force is applied on two different bodies, the inertial mass of the body is more in which the acceleration produced is less.

If one of the two masses is a standard kilogram, the unknown mass can be determined by comparing their accelerations.

4.7 Gravitational mass

According to Newton's law of gravitation, the gravitational force on a body is proportional to its mass. We can measure the mass of a body by measuring the gravitational force exerted on it by a massive body like Earth. *Gravitational mass is the mass of a body which determines the magnitude of gravitational pull between the body and the Earth.* This is determined with the help of a beam balance.

If F_A and F_B are the gravitational forces of attraction on the two bodies of masses m_A and m_B due to the Earth, then

$$F_A = \frac{Gm_A M}{R^2} \quad \text{and} \quad F_B = \frac{Gm_B M}{R^2}$$

where M is mass of the Earth, R is the radius of the Earth and G is the gravitational constant.

$$\therefore \frac{m_A}{m_B} = \frac{F_A}{F_B}$$

If one of the two masses is a standard kilogram, the unknown mass can be determined by comparing the gravitational forces.

4.8 Escape speed

If we throw a body upwards, it reaches a certain height and then falls back. This is due to the gravitational attraction of the Earth. If we throw the body with a greater speed, it rises to a greater height. If the

body is projected with a speed of 11.2 km/s, it escapes from the Earth and never comes back. *The escape speed is the minimum speed with which a body must be projected in order that it may escape from the gravitational pull of the planet.*

Consider a body of mass m placed on the Earth's surface. The gravitational potential energy is $E_p = -\frac{GMm}{R}$

where M is the mass of the Earth and R is its radius.

If the body is projected up with a speed v_e , the kinetic energy is

$$E_K = \frac{1}{2}mv_e^2$$

\therefore the initial total energy of the body is

$$E_i = \frac{1}{2}mv_e^2 - \frac{GMm}{R} \quad \dots (1)$$

If the body reaches a height h above the Earth's surface, the gravitational potential energy is

$$E_p = -\frac{GMm}{(R+h)}$$

Let the speed of the body at the height is v , then its kinetic energy is,

$$E_K = \frac{1}{2}mv^2.$$

Hence, the final total energy of the body at the height is

$$E_f = \frac{1}{2}mv^2 - \frac{GMm}{(R+h)} \quad \dots (2)$$

We know that the gravitational force is a conservative force and hence the total mechanical energy must be conserved.

$$\therefore E_i = E_f$$

$$(i.e) \quad \frac{mv_e^2}{2} - \frac{GMm}{R} = \frac{mv^2}{2} - \frac{GMm}{(R+h)}$$

The body will escape from the Earth's gravity at a height where the gravitational field ceases out. (i.e) $h = \infty$. At the height $h = \infty$, the speed v of the body is zero.

Thus
$$\frac{mv_e^2}{2} - \frac{GMm}{R} = 0$$

$$v_e = \sqrt{\frac{2GM}{R}}$$

From the relation $g = \frac{GM}{R^2}$, we get $GM = gR^2$

Thus, the escape speed is $v_e = \sqrt{2gR}$

The escape speed for Earth is 11.2 km/s, for the planet Mercury it is 4 km/s and for Jupiter it is 60 km/s. The escape speed for the moon is about 2.5 km/s.

4.8.1 An interesting consequence of escape speed with the atmosphere of a planet

We know that the escape speed is independent of the mass of the body. Thus, molecules of a gas and very massive rockets will require the same initial speed to escape from the Earth or any other planet or moon.

The molecules of a gas move with certain average velocity, which depends on the nature and temperature of the gas. At moderate temperatures, the average velocity of oxygen, nitrogen and carbon-di-oxide is in the order of 0.5 km/s to 1 km/s and for lighter gases hydrogen and helium it is in the order of 2 to 3 km/s. It is clear that the lighter gases whose average velocities are in the order of the escape speed, will escape from the moon. The gravitational pull of the moon is too weak to hold these gases. The presence of lighter gases in the atmosphere of the Sun should not surprise us, since the gravitational attraction of the sun is very much stronger and the escape speed is very high about 620 km/s.

4.9 Satellites

A body moving in an orbit around a planet is called satellite. The moon is the natural satellite of the Earth. It moves around the Earth once in 27.3 days in an approximate circular orbit of radius 3.85×10^5 km. The first artificial satellite Sputnik was launched in 1956. India launched its first satellite Aryabhata on April 19, 1975.

4.9.1 Orbital velocity

Artificial satellites are made to revolve in an orbit at a height of few hundred kilometres. At this altitude, the friction due to air is negligible. The satellite is carried by a rocket to the desired height and released horizontally with a high velocity, so that it remains moving in a nearly circular orbit.

The horizontal velocity that has to be imparted to a satellite at the determined height so that it makes a circular orbit around the planet is called orbital velocity.

Let us assume that a satellite of mass m moves around the Earth in a circular orbit of radius r with uniform speed v_o . Let the satellite be at a height h from the surface of the Earth. Hence, $r = R+h$, where R is the radius of the Earth.

The centripetal force required to keep the satellite in circular orbit is $F = \frac{mv_o^2}{r} = \frac{mv_o^2}{R+h}$

The gravitational force between the Earth and the satellite is

$$F = \frac{GMm}{r^2} = \frac{GMm}{(R+h)^2}$$

For the stable orbital motion,

$$\frac{mv_o^2}{R+h} = \frac{GMm}{(R+h)^2}$$

$$v_o = \sqrt{\frac{GM}{R+h}}$$

Since the acceleration due to gravity on Earth's surface is $g = \frac{GM}{R^2}$,

$$v_o = \sqrt{\frac{gR^2}{R+h}}$$

If the satellite is at a height of few hundred kilometres (say 200 km), $(R+h)$ could be replaced by R .

$$\therefore \text{orbital velocity, } v_o = \sqrt{gR}$$

If the horizontal velocity (injection velocity) is not equal to the calculated value, then the orbit of the satellite will not be circular. If the

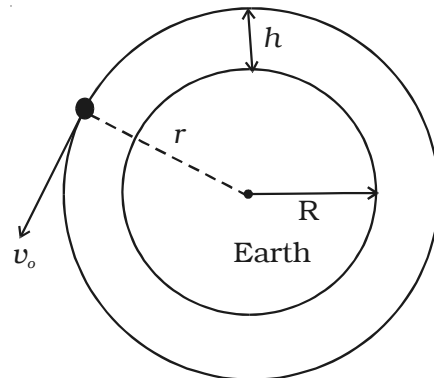


Fig. 4.13 Orbital Velocity

injection velocity is greater than the calculated value but not greater than the escape speed ($v_e = \sqrt{2} v_o$), the satellite will move along an elliptical orbit. If the injection velocity exceeds the escape speed, the satellite will not revolve around the Earth and will escape into the space. If the injection velocity is less than the calculated value, the satellite will fall back to the Earth.

4.9.2 Time period of a satellite

Time taken by the satellite to complete one revolution round the Earth is called time period.

$$\text{Time period, } T = \frac{\text{circumference of the orbit}}{\text{orbital velocity}}$$

$T = \frac{2\pi r}{v_o} = \frac{2\pi(R+h)}{v_o}$ where r is the radius of the orbit which is equal to $(R+h)$.

$$T = 2\pi (R+h) \sqrt{\frac{R+h}{GM}} \quad \left[\because v_o = \sqrt{\frac{GM}{R+h}} \right]$$

$$T = 2\pi \sqrt{\frac{(R+h)^3}{GM}}$$

$$\text{As } GM = gR^2, \quad T = 2\pi \sqrt{\frac{(R+h)^3}{gR^2}}$$

If the satellite orbits very close to the Earth, then $h \ll R$

$$\therefore T = 2\pi \sqrt{\frac{R}{g}}$$

4.9.3 Energy of an orbiting satellite

A satellite revolving in a circular orbit round the Earth possesses both potential energy and kinetic energy. If h is the height of the satellite above the Earth's surface and R is the radius of the Earth, then the radius of the orbit of satellite is $r = R+h$.

If m is the mass of the satellite, its potential energy is,

$$E_p = \frac{-GMm}{r} = \frac{-GMm}{(R+h)}$$

where M is the mass of the Earth. The satellite moves with an orbital

velocity of $v_o = \sqrt{\frac{GM}{(R+h)}}$

Hence, its kinetic energy is, $E_K = \frac{1}{2}mv_o^2$ $E_K = \frac{GMm}{2(R+h)}$

The total energy of the satellite is, $E = E_p + E_K$

$$E = - \frac{GMm}{2(R+h)}$$

The negative value of the total energy indicates that the satellite is bound to the Earth.

4.9.4 Geo-stationary satellites

A geo-stationary satellite is a particular type used in television and telephone communications. *A number of communication satellites which appear to remain in fixed positions at a specified height above the equator are called synchronous satellites or geo-stationary satellites.* Some television programmes or events occurring in other countries are often transmitted 'live' with the help of these satellites.

For a satellite to appear fixed at a position above a certain place on the Earth, its orbital period around the Earth must be exactly equal to the rotational period of the Earth about its axis.

Consider a satellite of mass m moving in a circular orbit around the Earth at a distance r from the centre of the Earth. For synchronisation, its period of revolution around the Earth must be equal to the period of rotation of the Earth (ie) 1 day = 24 hr = 86400 seconds.

The speed of the satellite in its orbit is

$$v = \frac{\text{Circumference of orbit}}{\text{Time period}}$$

$$v = \frac{2\pi r}{T}$$

The centripetal force is $F = \frac{mv^2}{r}$

$$\therefore F = \frac{4m\pi^2 r}{T^2}$$

The gravitational force on the satellite due to the Earth is

$$F = \frac{GMm}{r^2}$$

For the stable orbital motion $\frac{4m\pi^2 r}{T^2} = \frac{GMm}{r^2}$ (or) $r^3 = \frac{GMT^2}{4\pi^2}$

We know that, $g = \frac{GM}{R^2}$

$$\therefore r^3 = \frac{gR^2T^2}{4\pi^2}$$

The orbital radius of the geo- stationary satellite is, $r = \left(\frac{gR^2T^2}{4\pi^2} \right)^{1/3}$

This orbit is called parking orbit of the satellite.

Substituting $T = 86400$ s, $R = 6400$ km and $g = 9.8$ m/s², the radius of the orbit of geo-stationary satellite is calculated as 42400 km.

\therefore The height of the geo-stationary satellite above the surface of the Earth is $h = r - R = 36000$ km.

If a satellite is parked at this height, it appears to be stationary. Three satellites spaced at 120° intervals each above Atlantic, Pacific and Indian oceans provide a worldwide communication network.

4.9.5 Polar satellites

The polar satellites revolve around the Earth in a north–south orbit passing over the poles as the Earth spins about its north – south axis.

The polar satellites positioned nearly 500 to 800 km above the Earth travels pole to pole in 102 minutes. The polar orbit remains fixed in space as the Earth rotates inside the orbit. As a result, most of the earth's surface crosses the satellite in a polar orbit. Excellent coverage of the Earth is possible with this polar orbit. The polar satellites are used for mapping and surveying.

4.9.6 Uses of satellites

(i) Satellite communication

Communication satellites are used to send radio, television and telephone signals over long distances. These satellites are fitted with devices which can receive signals from an Earth – station and transmit them in different directions.

(ii) Weather monitoring

Weather satellites are used to photograph clouds from space and measure the amount of heat reradiated from the Earth. With this information scientists can make better forecasts about weather. You

might have seen the aerial picture of our country taken by the satellites, which is shown daily in the news bulletin on the television and in the news papers.

(iii) Remote sensing

Collecting of information about an object without physical contact with the object is known as remote sensing. Data collected by the remote sensing satellites can be used in agriculture, forestry, drought assessment, estimation of crop yields, detection of potential fishing zones, mapping and surveying.

(iv) Navigation satellites

These satellites help navigators to guide their ships or planes in all kinds of weather.

4.9.7 Indian space programme

India recognised the importance of space science and technology for the socio-economic development of the society soon after the launch of Sputnik by erstwhile USSR in 1957. The Indian space efforts started in 1960 with the establishment of Thumba Equatorial Rocket Launching Station near Thiruvananthapuram for the investigation of ionosphere. The foundation of space research in India was laid by Dr. Vikram Sarabai, father of the Indian space programme. Initially, the space programme was carried out by the Department of Atomic Energy. A separate Department of Space (DOS) was established in June 1972. Indian Space Research Organisation (ISRO) under DOS executes space programme through its establishments located at different places in India (Mahendragiri in Tamil Nadu, Sriharikota in Andhra Pradesh, Thiruvananthapuram in Kerala, Bangalore in Karnataka, Ahmedabad in Gujarat, etc...). India is the sixth nation in the world to have the capability of designing, constructing and launching a satellite in an Earth orbit. The main events in the history of space research in India are given below:

Indian satellites

1. Aryabhata - The first Indian satellite was launched on April 19, 1975.
2. Bhaskara - 1

3. Rohini

4. APPLE - It is the abbreviation of Ariane Passenger Pay Load Experiment. APPLE was the first Indian communication satellite put in geo - stationary orbit.

5. Bhaskara - 2

6. INSAT - 1A, 1B, 1C, 1D, 2A, 2B, 2C, 2D, 3A, 3B, 3C, 3D, 3E (Indian National Satellite). Indian National Satellite System is a joint venture of Department of Space, Department of Telecommunications, Indian Meteorological Department and All India Radio and Doordarshan.

7. SROSS - A, B, C and D (Stretched Rohini Satellite Series)

8. IRS - 1A, 1B, 1C, 1D, P2, P3, P4, P5, P6 (Indian Remote Sensing Satellite)

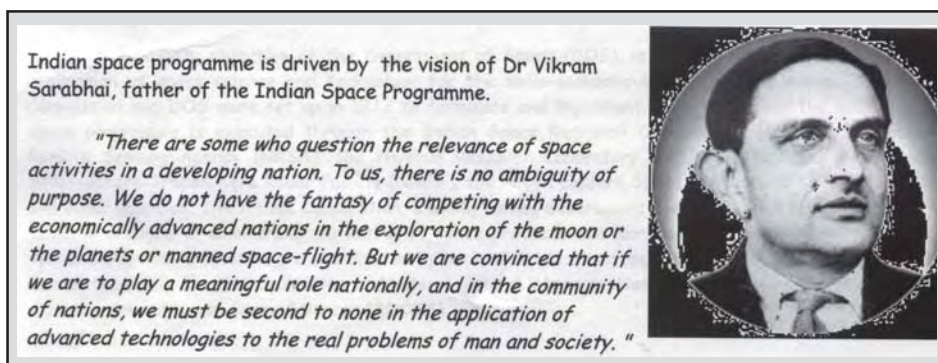
Data from IRS is used for various applications like drought monitoring, flood damage assessment, flood risk zone mapping, urban planning, mineral prospecting, forest survey etc.

9. METSAT (Kalpana - I) - METSAT is the first exclusive meteorological satellite.

10. GSAT-1, GSAT-2 (Geo-stationary Satellites)

Indian Launch Vehicles (Rockets)

1. SLV - 3 - This was India's first experimental Satellite Launch Vehicle. SLV - 3 was a 22 m long, four stage vehicle weighing 17 tonne. All its stages used solid propellant.



2. ASLV - Augmented Satellite Launch Vehicle. It was a five stage solid propellant vehicle, weighing about 40 tonnes and of about 23.8 m long.

3. PSLV - The Polar Satellite Launch Vehicle has four stages using solid and liquid propellant systems alternately. It is 44.4 m tall weighing about 294 tonnes.

4. GSLV - The Geosynchronous Satellite Launch Vehicle is a 49 m tall, three stage vehicle weighing about 414 tonnes capable of placing satellite of 1800 kg.

India's first mission to moon

ISRO has a plan to send an unmanned spacecraft to moon in the year 2008. The spacecraft is named as CHANDRAYAAN-1. This programme will be much useful in expanding scientific knowledge about the moon, upgrading India's technological capability and providing challenging opportunities for planetary research for the younger generation. This journey to moon will take 5½ days.

CHANDRAYAAN - 1 will probe the moon by orbiting it at the lunar orbit of altitude 100 km. This mission to moon will be carried by PSLV rocket.

4.9.8 Weightlessness

Television pictures and photographs show astronauts and objects floating in satellites orbiting the Earth. This apparent weightlessness is sometimes explained wrongly as zero-gravity condition. Then, what should be the reason?

Consider the astronaut standing on the ground. He exerts a force (his weight) on the ground. At the same time, the ground exerts an equal and opposite force of reaction on the astronaut. Due to this force of reaction, he has a feeling of weight.

When the astronaut is in an orbiting satellite, both the satellite and astronaut have the same acceleration towards the centre of the Earth. Hence, the astronaut does not exert any force on the floor of the satellite. So, the floor of the satellite also does not exert any force of reaction on the astronaut. As there is no reaction, the astronaut has a feeling of weightlessness.

4.9.9 Rockets – principle

A rocket is a vehicle which propels itself by ejecting a part of its mass. Rockets are used to carry the payloads (satellites). We have heard of the PSLV and GSLV rockets. All of them are based on Newton's third law of motion.

Consider a hollow cylindrical vessel closed on both ends with a small hole at one end, containing a mixture of combustible fuels (Fig. 4.14). If the fuel is ignited, it is converted into a gas under high pressure. This high pressure pushes the gas through the hole with an enormous force. This force represents the action A. Hence an opposite force, which is the reaction R, will act on the vessel and make it to move forward.

The force (F_m) on the escaping mass of gases and hence the rocket is proportional to the product of the mass of the gases discharged per unit time ($\frac{dm}{dt}$) and the velocity with which they are expelled (v)

$$(i.e) \quad F_m \propto \frac{dm}{dt} v \quad \left[\because F \propto \frac{d}{dt}(mv) \right]$$

This force is known as momentum thrust. If the pressure (P_e) of the escaping gases differs from the pressure (P_o) in the region outside the rocket, there is an additional thrust called the velocity thrust (F_v) acts. It is given by $F_v = A (P_e - P_o)$ where A is the area of the nozzle through which the gases escape. Hence, the total thrust on the rocket is $F = F_m + F_v$

4.9.10 Types of fuels

The hot gases which are produced by the combustion of a mixture of substances are called propellants. The mixture contains a fuel which burns and an oxidizer which supplies the oxygen necessary for the burning of the fuel. The propellants may be in the form of a solid or liquid.

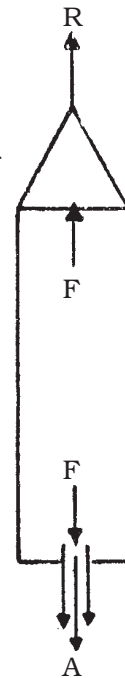


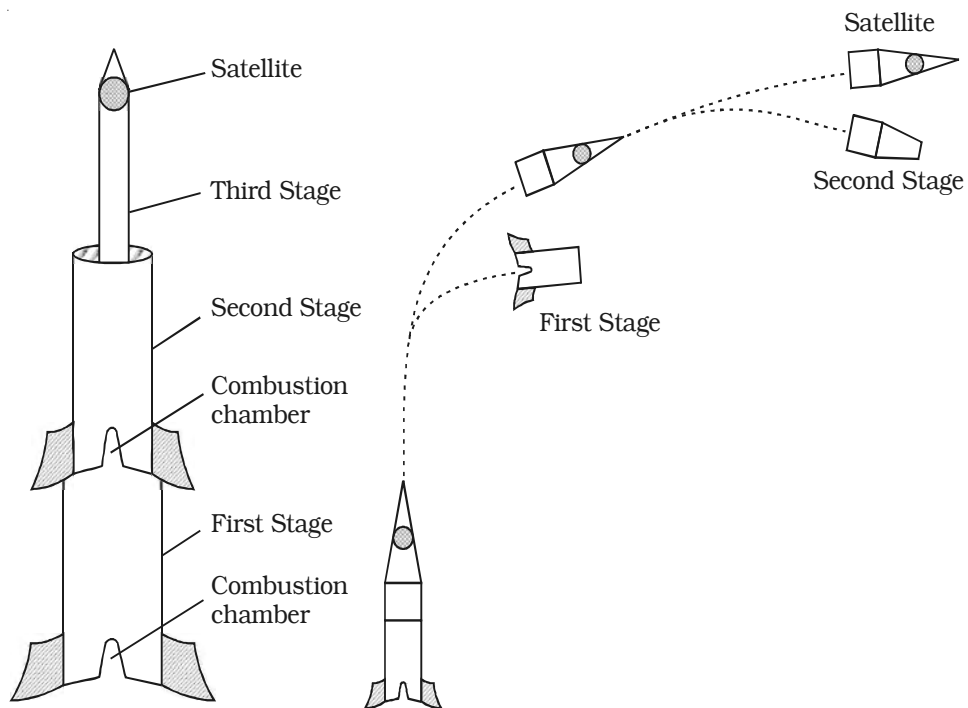
Fig. 4.14
Principle
of Rocket

4.9.11 Launching a satellite

To place a satellite at a height of 300 km, the launching velocity should at least be about 8.5 km s^{-1} or 30600 kmph. If this high velocity is given to the rocket at the surface of the Earth, the rocket will be burnt due to air friction. Moreover, such high velocities cannot be developed by single rocket. Hence, multistage rockets are used.

To be placed in an orbit, a satellite must be raised to the desired height and given the correct speed and direction by the launching rocket (Fig. 4.15).

At lift off, the rocket, with a manned or unmanned satellite on top, is held down by clamps on the launching pad. Now the exhaust gases built-up an upward thrust which exceeds the rocket's weight. The clamps are then removed by remote control and the rocket accelerates upwards.



4.15 Launching a satellite

To penetrate the dense lower part of the atmosphere, initially the rocket rises vertically and then tilted by a guidance system. The first stage rocket, which may burn for about 2 minutes producing a speed of 3 km s^{-1} , lifts the vehicle to a height of about 60 km and then separates and falls back to the Earth.

The vehicle now goes to its orbital height, say 160 km, where it moves horizontally for a moment. Then the second stage of the rocket fires and increases the speed that is necessary for a circular orbit. By firing small rockets with remote control system, the satellite is separated from the second stage and made to revolve in its orbit.

4.10 The Universe

The science which deals with the study of heavenly bodies in respect of their motions, positions and compositions is known as astronomy. The Sun around which the planets revolve is a star. It is one of the hundred billion stars that comprise our galaxy called the Milky Way. A vast collection of stars held together by mutual gravitation is called a galaxy. The billions of such galaxies form the universe. Hence, the Solar system, stars and galaxies are the constituents of the universe.

4.10.1 The Solar system

The part of the universe in which the Sun occupies the central position of the system holding together all the heavenly bodies such as planets, moons, asteroids, comets ... etc., is called Solar system. The gravitational attraction of the Sun primarily governs the motion of the planets and other heavenly bodies around it. Mercury, Venus, Earth, Mars, Jupiter, Saturn, Uranus, Neptune and Pluto are the nine planets that revolve around the Sun. We can see the planet Venus in the early morning in the eastern sky or in the early evening in the western sky. The planet Mercury can also be seen sometimes after the sunset in the West or just before sunrise in the East. From the Earth, the planet Mars was visibly seen on 27th August 2003. The planet Mars came closer to the Earth after 60,000 years from a distance of $380 \times 10^6 \text{ km}$ to a nearby distance of $55.7 \times 10^6 \text{ km}$. It would appear again in the year 2287.

Some of the well known facts about the solar system have been summarised in the Table 4.1.

Table 4.1 Physical properties of the objects in the Solar system (NOR FOR EXAMINATION)

$g_E = 9.8 \text{ m s}^{-2}$, $1 \text{ year} = 365.257 \text{ days}$; $1 \text{ AU} = 1.496 \times 10^8 \text{ km}$; $R_E = 6378 \text{ km}$; $M_E = 5.98 \times 10^{24} \text{ kg}$

Objects	Mass in Earth unit	Semi-major axis of orbit (AU)	Period of revolution in years	Rotation period	Mean density (kg m^{-3})	Radius in Earth unit	g in Earth unit	Escape speed (km/s)	Atmosphere	Albedo	Number of satellites
Mercury	0.056	0.387	0.241	58.6 days	5,400	0.38	0.367	4	Nil	0.06	0
Venus	0.815	0.723	0.615	243 days (E \rightarrow W)	5100	0.96	0.886	10.5	CO ₂	0.85	0
Earth	1.000	1.000	1.000	23 hours 56.1 minutes	5520	1.00	1.000	11.2	N ₂ O ₂	0.40	1
Mars	0.107	1.524	1.881	24 hours 27.4 minutes	3970	0.53	0.383	5	CO ₂	0.15	2
Ceres (Asteroid)	0.0001	2.767	4.603	90 hours	3340	0.055	0.18	-	-	-	-
Jupiter	317.9	5.203	11.864	9 hours 50.5 minutes	1330	11.23	2.522	60	He, CH ₄ , NH ₃	0.45	38
Saturn	95.2	9.540	29.46	10 hours 14 minutes	700	9.41	1.074	37	He, CH ₄	0.61	30 + 3 rings
Uranus	14.6	19.18	84.01	10 hours 49 minutes (E \rightarrow W)	1330	3.98	0.922	21	H ₂ , He, CH ₄	0.35	24
Neptune	17.2	30.07	164.1	15 hours	1660	3.88	1.435	22.5	H ₂ , He, CH ₄	0.35	2
Pluto	0.002	39.44	247	6.39 days	2030	0.179	0.051	1.1	-	0.14	0
Moon	0.0123	-	-	27.32 days	3340	0.27	0.170	2.5	Nil	0.07	-

4.10.2 Planetary motion

The ancient astronomers contributed a great deal by identifying the planets in the solar system and carefully plotting the variations in their positions of the sky over the periods of many years. These data eventually led to models and theories of the solar system.

The first major theory, called the Geo-centric theory was developed by a Greek astronomer, Ptolemy. The Earth is considered to be the centre of the universe, around which all the planets, the moons and the stars revolve in various orbits. The great Indian Mathematician and astronomer Aryabhat of the 5th century AD stated that the Earth rotates about its axis. Due to lack of communication between the scientists of the East and those of West, his observations did not reach the philosophers of the West.

Nicolaus Copernicus, a Polish astronomer proposed a new theory called Helio-centric theory. According to this theory, the Sun is at rest and all the planets move around the Sun in circular orbits. A Danish astronomer Tycho Brahe made very accurate observations of the motion of planets and a German astronomer Johannes Kepler analysed Brahe's observations carefully and proposed the empirical laws of planetary motion.

Kepler's laws of planetary motion

(i) The law of orbits

Each planet moves in an elliptical orbit with the Sun at one focus.

A is a planet revolving round the Sun. The position P of the planet where it is very close to the Sun is known as perigee and the position Q of the planet where it is farthest from the Sun is known as apogee.

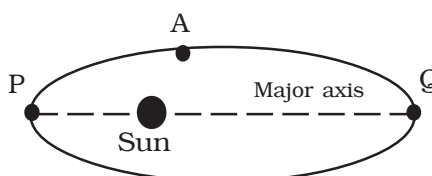


Fig. 4.16 Law of orbits

(ii) The law of areas

The line joining the Sun and the planet (i.e radius vector) sweeps out equal areas in equal interval of times.

The orbit of the planet around the Sun is as shown in Fig. 4.17. The areas A_1 and A_2 are swept by the radius vector in equal times. The planet covers unequal distances S_1 and S_2 in equal time. This is due to

the variable speed of the planet. When the planet is closest to the Sun, it covers greater distance in a given time. Hence, the speed is maximum at the closest position. When the planet is far away from the Sun, it covers lesser distance in the same time. Hence the speed is minimum at the farthest position.

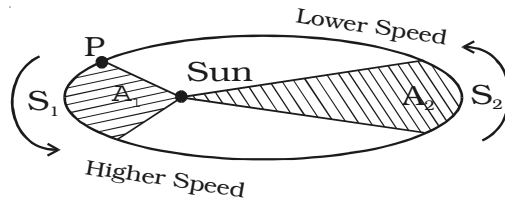


Fig. 4.17 Law of areas

Proof for the law of areas

Consider a planet moving from A to B. The radius vector OA sweeps a small angle $d\theta$ at the centre in a small interval of time dt .

From the Fig. 4.18, $AB = rd\theta$. The small area dA swept by the radius is,

$$dA = \frac{1}{2} \times r \times rd\theta$$

Dividing by dt on both sides

$$\frac{dA}{dt} = \frac{1}{2} \times r^2 \times \frac{d\theta}{dt}$$

$$\frac{dA}{dt} = \frac{1}{2} r^2 \omega \quad \text{where } \omega \text{ is}$$

the angular velocity.

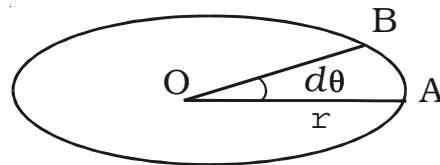


Fig. 4.18 Proof for the law of areas

The angular momentum is given by $L = mr^2\omega$

$$\therefore r^2\omega = \frac{L}{m}$$

Hence, $\frac{dA}{dt} = \frac{1}{2} \frac{L}{m}$

Since the line of action of gravitational force passes through the axis, the external torque is zero. Hence, the angular momentum is conserved.

$$\therefore \frac{dA}{dt} = \text{constant.}$$

(i.e) the area swept by the radius vector in unit time is the same.

(iii) The law of periods

The square of the period of revolution of a planet around the Sun

is directly proportional to the cube of the mean distance between the planet and the Sun.

$$(i.e) \quad T^2 \propto r^3$$

$$\frac{T^2}{r^3} = \text{constant}$$

Proof for the law of periods

Let us consider a planet P of mass m moving with the velocity v around the Sun of mass M in a circular orbit of radius r .

The gravitational force of attraction of the Sun on the planet is,

$$F = \frac{GMm}{r^2}$$

The centripetal force is, $F = \frac{mv^2}{r}$

Equating the two forces

$$\frac{mv^2}{r} = \frac{GMm}{r^2}$$

$$v^2 = \frac{GM}{r} \quad \dots(1)$$

If T be the period of revolution of the planet around the Sun, then

$$v = \frac{2\pi r}{T} \quad \dots(2)$$

Substituting (2) in (1) $\frac{4\pi^2 r^2}{T^2} = \frac{GM}{r}$

$$\frac{r^3}{T^2} = \frac{GM}{4\pi^2}$$

GM is a constant for any planet

$$\therefore T^2 \propto r^3$$

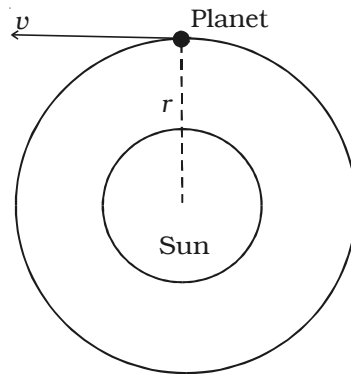


Fig. 4.19 Proof for the law of periods

4.10.3 Distance of a heavenly body in the Solar system

The distance of a planet can be accurately measured by the radar echo method. In this method, the radio signals are sent towards the planet from a radar. These signals are reflected back from the surface of a planet. The reflected signals or pulses are received and detected on

Earth. The time t taken by the signal in going to the planet and coming back to Earth is noted. The signal travels with the velocity of the light c . The distance s of the planet from the Earth is given by $s = \frac{ct}{2}$

4.10.4 Size of a planet

It is possible to determine the size of any planet once we know the distance S of the planet. The image of every heavenly body is a disc when viewed through an optical telescope. The angle θ between two extreme points A and B on the disc with respect to a certain point on the Earth is determined with the help of a telescope. The angle θ is called the angular diameter of the planet. The linear diameter d of the planet is then given by

$$d = \text{distance} \times \text{angular diameter}$$

$$d = s \times \theta$$

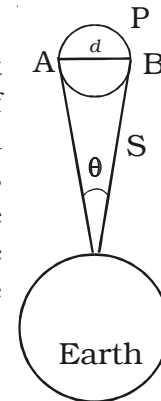


Fig. 4.20 Size of a planet

4.10.5 Surface temperatures of the planets

The planets do not emit light of their own. They reflect the Sun's light that falls on them. Only a fraction of the solar radiation is absorbed and it heats up the surface of the planet. Then it radiates energy. We can determine the surface temperature T of the planet using Stefan's law of radiation $E = \sigma T^4$ where σ is the Stefan's constant and E is the radiant energy emitted by unit area in unit time.

In general, the temperature of the planets decreases as we go away from the Sun, since the planets receive less and less solar energy according to inverse square law. Hence, the planets farther away from the Sun will be colder than those closer to it. Day temperature of Mercury is maximum (340°C) since it is a planet closest to the Sun and that of Pluto is minimum (-240°C). However Venus is an exception as it has very thick atmosphere of carbon-di-oxide. This acts as a blanket and keeps its surface hot. Thus the temperature of Venus is comparatively large of the order of 480°C .

4.10.6 Mass of the planets and the Sun

In the universe one heavenly body revolves around another massive heavenly body. (The Earth revolves around the Sun and the moon revolves

around the Earth). The centripetal force required by the lighter body to revolve around the heavier body is provided by the gravitational force of attraction between the two. For an orbit of given radius, the mass of the heavier body determines the speed with which the lighter body must revolve around it. Thus, if the period of revolution of the lighter body is known, the mass of the heavier body can be determined. For example, in the case of Sun – planet system, the mass of the Sun M can be calculated if the distance of the Sun from the Earth r , the period of revolution of the Earth around the Sun T and the gravitational constant

G are known using the relation $M = \frac{4\pi^2}{G} \frac{r^3}{T^2}$

4.10.7 Atmosphere

The ratio of the amount of solar energy reflected by the planet to that incident on it is known as *albedo*. From the knowledge of albedo, we get information about the existence of atmosphere in the planets. The albedo of Venus is 0.85. It reflects 85% of the incident light, the highest among the nine planets. It is supposed to be covered with thick layer of atmosphere. The planets Earth, Jupiter, Saturn, Uranus and Neptune have high albedoes, which indicate that they possess atmosphere. The planet Mercury and the moon reflect only 6% of the sunlight. It indicates that they have no atmosphere, which is also confirmed by recent space probes.

There are two factors which determine whether the planets have atmosphere or not. They are (i) acceleration due to gravity on its surface and (ii) the surface temperature of the planet.

The value of g for moon is very small ($\frac{1}{4}$ th of the Earth). Consequently the escape speed for moon is very small. As the average velocity of the atmospheric air molecules at the surface temperature of the moon is greater than the escape speed, the air molecules escape.

Mercury has a larger value of g than moon. Yet there is no atmosphere on it. It is because, Mercury is very close to the Sun and hence its temperature is high. So the mean velocity of the gas molecules is very high. Hence the molecules overcome the gravitational attraction and escape.

4.10.8 Conditions for life on any planet

The following conditions must hold for plant life and animal life to exist on any planet.

- (i) The planet must have a suitable living temperature range.
- (ii) The planet must have a sufficient and right kind of atmosphere.
- (iii) The planet must have considerable amount of water on its surface.

4.10.9 Other objects in the Solar system

(i) Asteroids

Asteroids are small heavenly bodies which orbit round the Sun between the orbits of Mars and Jupiter. They are the pieces of much larger planet which broke up due to the gravitational effect of Jupiter. About 1600 asteroids are revolving around the Sun. The largest among them has a diameter of about 700 km is called Ceres. It circles the Sun once in every $4\frac{1}{2}$ years.

(ii) Comets

A comet consists of a small mass of rock-like material surrounded by large masses of substances such as water, ammonia and methane. These substances are easily vapourised. Comets move round the Sun in highly elliptical orbits and most of the time they keep far away from the Sun. As the comet approaches the Sun, it is heated by the Sun's radiant energy and vapourises and forms a head of about 10000 km in diameter. The comet also develops a tail pointing away from the Sun. Some comets are seen at a fixed regular intervals of time. Halley's comet is a periodic comet which made its appearance in 1910 and in 1986. It would appear again in 2062.

(iii) Meteors and Meteorites

The comets break into pieces as they approach very close to the Sun. When Earth's orbit cross the orbit of comet, these broken pieces fall on the Earth. Most of the pieces are burnt up by the heat generated due to friction in the Earth's atmosphere. They are called meteors (shooting stars). We can see these meteors in the sky on a clear moonless night.

Some bigger size meteors may survive the heat produced by friction and may not be completely burnt. These blazing objects which manage to reach the Earth are called meteorites.

The formation of craters on the surface of the moon, Mercury and Mars is due to the fact that they have been bombarded by large number of meteorites.

4.10.10 Stars

A star is a huge, more or less spherical mass of glowing gas emitting large amount of radiant energy. Billions of stars form a galaxy. There are three types of stars. They are (i) double and multiple stars (ii) intrinsically variable stars and (iii) Novae and super novae.

In a galaxy, there are only a few single stars like the Sun. Majority of the stars are either double stars (binaries) or multiple stars. The binary stars are pairs of stars moving round their common centre of gravity in stable equilibrium. An intrinsically variable star shows variation in its apparent brightness. Some stars suddenly attain extremely large brightness, that they may be seen even during daytime and then they slowly fade away. Such stars are called novae. Supernovae is a large novae.

The night stars in the sky have been given names such as Sirius (Vyadha), Canopus (Agasti), Spica (Chitra), Arcturus (Swathi), Polaris (Dhruva) ... etc. After the Sun, the star Alpha Centauri is nearest to Earth.

Sun

The Sun is extremely hot and self-luminous body. It is made of hydrogenous matter. It is the star nearest to the Earth. Its mass is about 1.989×10^{30} kg. Its radius is about 6.95×10^8 m. Its distance from the Earth is 1.496×10^{11} m. This is known as astronomical unit (AU). Light of the sun takes 8 minutes 20 seconds to reach the Earth. The gravitational force of attraction on the surface of the Sun is about 28 times that on the surface of the Earth.

Sun rotates about its axis from East to West. The period of revolution is 34 days at the pole and 25 days at the equator. The density of material is one fourth that of the Earth. The inner part of the Sun

is a bright disc of temperature 14×10^6 K known as photosphere. The outer most layer of the Sun of temperature 6000 K is called chromosphere.

4.10.11 Constellations

Most of the stars appear to be grouped together forming interesting patterns in the sky. The configurations or groups of star formed in the patterns of animals and human beings are called constellations. There are 88 constellations into which the whole sky has been divided.

If we look towards the northern sky on a clear moonless night during the months of July and August, a group of seven bright stars resembling a bear, the four stars forming a quadrangle form the body, the remaining three stars make the tail and some other faint stars form the paws and head of the bear. This constellation is called Ursa Major or Saptarishi or Great Bear. The constellation Orion resembles the figure of a hunter and Taurus (Vrishabha) resembles the shape of a bull.

4.10.12 Galaxy

A large band of stars, gas and dust particles held together by gravitational forces is called a galaxy. Galaxies are really complex in nature consisting of billions of stars. Some galaxies emit a comparatively small amount of radio radiations compared to the total radiations emitted. They are called normal galaxies. Our galaxy Milky Way is a normal galaxy spiral in shape.

The nearest galaxy to us known as Andromeda galaxy, is also a normal galaxy. It is at a distance of 2×10^6 light years. (The distance travelled by the light in one year [9.467×10^{12} km] is called light year). Some galaxies are found to emit millions of times more radio waves compared to normal galaxies. They are called radio galaxies.

4.10.13 Milky Way galaxy

Milky Way looks like a stream of milk across the sky. Some of the important features are given below.

(i) Shape and size

Milky Way is thick at the centre and thin at the edges. The diameter of the disc is 10^5 light years. The thickness of the Milky Way varies from 5000 light years at the centre to 1000 light years at the

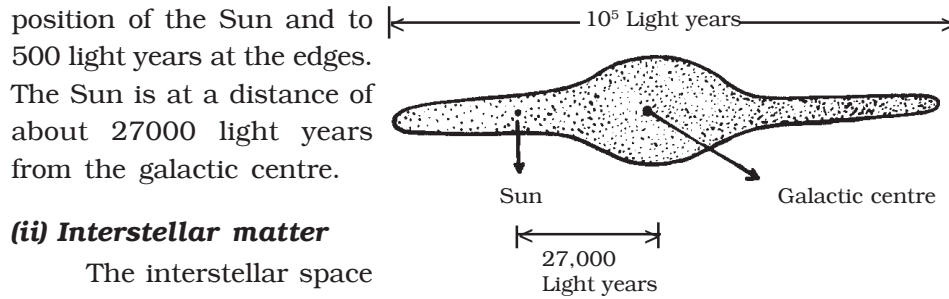


Fig. 4.21 Milky Way galaxy

(ii) Interstellar matter

The interstellar space in the Milky Way is filled with dust and gases called inter stellar matter. It is found that about 90% of the matter is in the form of hydrogen.

(iii) Clusters

Groups of stars held by mutual gravitational force in the galaxy are called star clusters. A star cluster moves as a whole in the galaxy. A group of 100 to 1000 stars is called galactic cluster. A group of about 10000 stars is called globular cluster.

(iv) Rotation

The galaxy is rotating about an axis passing through its centre. All the stars in the Milky Way revolve around the centre and complete one revolution in about 300 million years. The Sun, one of the many stars revolves around the centre with a velocity of 250 km/s and its period of revolution is about 220 million years.

(v) Mass

The mass of the Milky Way is estimated to be 3×10^{41} kg.

4.10.14 Origin of the Universe

The following three theories have been proposed to explain the origin of the Universe.

(i) Big Bang theory

According to the big bang theory all matter in the universe was concentrated as a single extremely dense and hot fire ball. An explosion occurred about 20 billion years ago and the matter was broken into pieces, thrown off in all directions in the form of galaxies. Due to

continuous movement more and more galaxies will go beyond the boundary and will be lost. Consequently, the number of galaxies per unit volume will go on decreasing and ultimately we will have an empty universe.

(ii) Pulsating theory

Some astronomers believe that if the total mass of the universe is more than a certain value, the expansion of the galaxies would be stopped by the gravitational pull. Then the universe may again contract. After it has contracted to a certain critical size, an explosion again occurs. The expansion and contraction repeat after every eight billion years. Thus we may have alternate expansion and contraction giving rise to a pulsating universe.

(iii) Steady state theory

According to this theory, new galaxies are continuously created out of empty space to fill up the gap caused by the galaxies which escape from the observable part of the universe. This theory, therefore suggests that the universe has always appeared as it does today and the rate of expansion has been the same in the past and will remain the same in future. So a steady state has been achieved so that the total number of galaxies in the universe remains constant.

Solved Problems

- 4.1 Calculate the force of attraction between two bodies, each of mass 200 kg and 2 m apart on the surface of the Earth. Will the force of attraction be different, if the same bodies are placed on the moon, keeping the separation same?

Data : $m_1 = m_2 = 200 \text{ kg}$; $r = 2 \text{ m}$; $G = 6.67 \times 10^{-11} \text{ N m}^2 \text{ kg}^{-2}$;
 $F = ?$

Solution : $F = \frac{G m_1 m_2}{r^2} = \frac{6.67 \times 10^{-11} \times 200 \times 200}{(2)^2}$

Force of attraction, $F = 6.67 \times 10^{-7} \text{ N}$

The force of attraction on the moon will remain same, since G is the universal constant and the masses do not change.

- 4.2 The acceleration due to gravity at the moon's surface is 1.67 m s^{-2} . If the radius of the moon is $1.74 \times 10^6 \text{ m}$, calculate the mass of the moon.

Data : $g = 1.67 \text{ m s}^{-2}$; $R = 1.74 \times 10^6 \text{ m}$;
 $G = 6.67 \times 10^{-11} \text{ N m}^2 \text{ kg}^{-2}$; $M = ?$

Solution : $M = \frac{gR^2}{G} = \frac{1.67 \times (1.74 \times 10^6)^2}{6.67 \times 10^{-11}}$

$M = 7.58 \times 10^{22} \text{ kg}$

- 4.3 Calculate the height above the Earth's surface at which the value of acceleration due to gravity reduces to half its value on the Earth's surface. Assume the Earth to be a sphere of radius 6400 km.

Data : $h = ?$; $g_h = \frac{g}{2}$; $R = 6400 \times 10^3 \text{ m}$

Solution : $\frac{g_h}{g} = \frac{R^2}{(R+h)^2} = \left(\frac{R}{R+h}\right)^2$

$\frac{g}{2g} = \left(\frac{R}{R+h}\right)^2$

$\frac{R}{R+h} = \frac{1}{\sqrt{2}}$

$$h = (\sqrt{2}-1) R = (1.414 - 1) 6400 \times 10^3$$

$$h = 2649.6 \times 10^3 \text{ m}$$

At a height of 2649.6 km from the Earth's surface, the acceleration due to gravity will be half of its value at the Earth's surface.

- 4.4 Determine the escape speed of a body on the moon. Given : radius of the moon is 1.74×10^6 m and mass of the moon is 7.36×10^{22} kg.

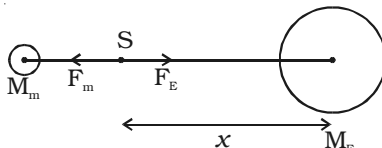
Data : $G = 6.67 \times 10^{-11} \text{ N m}^2 \text{ kg}^{-2}$; $R = 1.74 \times 10^6 \text{ m}$;
 $M = 7.36 \times 10^{22} \text{ kg}$; $v_e = ?$

Solution : $v_e = \sqrt{\frac{2GM}{R}} = \sqrt{\frac{2 \times 6.67 \times 10^{-11} \times 7.36 \times 10^{22}}{1.74 \times 10^6}}$

$$v_e = 2.375 \text{ km s}^{-1}$$

- 4.5 The mass of the Earth is 81 times that of the moon and the distance from the centre of the Earth to that of the moon is about 4×10^5 km. Calculate the distance from the centre of the Earth where the resultant gravitational force becomes zero when a spacecraft is launched from the Earth to the moon.

Solution :



Let the mass of the spacecraft be m . The gravitational force on the spacecraft at S due to the Earth is opposite in direction to that of the moon. Suppose the spacecraft S is at a distance x from the centre of the Earth and at a distance of $(4 \times 10^5 - x)$ from the moon.

$$\therefore \frac{GM_E m}{x^2} = \frac{GM_m m}{(4 \times 10^5 - x)^2}$$

$$\frac{M_E}{M_m} = 81 = \frac{x^2}{(4 \times 10^5 - x)^2}$$

$$\therefore x = 3.6 \times 10^5 \text{ km.}$$

The resultant gravitational force is zero at a distance of 3.6×10^5 km from the centre of the Earth. The resultant force on S due to the Earth acts towards the Earth until 3.6×10^5 km is reached. Then it acts towards the moon.

- 4.6 A stone of mass 12 kg falls on the Earth's surface. If the mass of the Earth is about 6×10^{24} kg and acceleration due to gravity is 9.8 m s^{-2} , calculate the acceleration produced on the Earth by the stone.

Data : $m = 12 \text{ kg}; M = 6 \times 10^{24} \text{ kg};$
 $g = a_s = 9.8 \text{ m s}^{-2}; a_E = ?$

Solution : Let F be the gravitational force between the stone and the Earth.

The acceleration of the stone (g) $a_s = F/m$

The acceleration of the Earth, $a_E = F/M$

$$\frac{a_E}{a_s} = \frac{m}{M} = \frac{12}{6 \times 10^{24}} = 2 \times 10^{-24}$$

$$a_E = 2 \times 10^{-24} \times 9.8$$

$$a_E = 19.6 \times 10^{-24} \text{ m s}^{-2}$$

- 4.7 The maximum height upto which astronaut can jump on the Earth is 0.75 m. With the same effort, to what height can he jump on the moon? The mean density of the moon is $(2/3)$ that of the Earth and the radius of the moon is $(1/4)$ that of the Earth.

Data : $\rho_m = \frac{2}{3} \rho_E; R_m = \frac{1}{4} R_E;$
 $h_E = 0.75 \text{ m}; h_m = ?$

Solution : The astronaut of mass m jumps a height h_E on the Earth and a height h_m on the moon. If he gives himself the same kinetic energy on the Earth and on the moon, the potential energy gained at h_E and h_m will be the same.

$$\therefore mgh = \text{constant}$$

$$mg_m h_m = mg_E h_E$$

$$\frac{h_m}{h_E} = \frac{g_E}{g_m} \quad \dots (1)$$

For the Earth, $g_E = \frac{GM_E}{R_E^2} = \frac{4}{3} \pi G R_E \rho_E$

For the moon, $g_m = \frac{GM_m}{R_m^2} = \frac{4}{3} \pi G R_m \rho_m$

$$\therefore \frac{g_E}{g_m} = \frac{R_E \cdot \rho_E}{R_m \cdot \rho_m} \quad \dots (2)$$

Equating (1) and (2)

$$h_m = \frac{R_E \rho_E}{R_m \rho_m} \times h_E$$

$$h_m = \frac{R_E}{\frac{1}{4} R_E} \times \frac{\rho_E}{\frac{2}{3} \rho_E} \times 0.75$$

$$h_m = 4.5 \text{ m}$$

- 4.8 Three point masses, each of mass m , are placed at the vertices of an equilateral triangle of side a . What is the gravitational field and potential due to the three masses at the centroid of the triangle.

Solution :

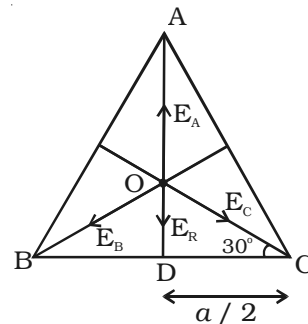
The distance of each mass from the centroid

O is $OA = OB = OC$

From the ΔODC , $\cos 30^\circ = \frac{a/2}{OC}$

$$\therefore OC = \frac{a/2}{\cos 30^\circ} = \frac{a}{\sqrt{3}}$$

Similarly, $OB = \frac{a}{\sqrt{3}}$ and $OA = \frac{a}{\sqrt{3}}$



(i) The gravitational field $E = \frac{GM}{r^2}$

\therefore Field at O due to A is, $E_A = \frac{3GM}{a^2}$ (towards A)

Field at O due to B is, $E_B = \frac{3GM}{a^2}$ (towards B)

Field at O due to C is, $E_C = \frac{3GM}{a^2}$ (towards C)

The resultant field due to E_B and E_C is

$$E_R = \sqrt{E_B^2 + E_C^2 + 2E_B E_C \cos 120^\circ}$$

$$E_R = \sqrt{E_B^2 + E_B^2 - E_B^2} = E_B \quad [\because E_B = E_C]$$

The resultant field $E_R = \frac{3GM}{a^2}$ acts along OD.

Since E_A along OA and E_R along OD are equal and opposite, the net gravitational field is zero at the centroid.

(ii) The gravitational potential is, $v = -\frac{GM}{r}$

Net potential at 'O' is

$$v = -\frac{GM}{a/\sqrt{3}} - \frac{GM}{a/\sqrt{3}} - \frac{GM}{a/\sqrt{3}} = -\sqrt{3}\left(\frac{GM}{a} + \frac{GM}{a} + \frac{GM}{a}\right) = -3\sqrt{3} \frac{GM}{a}$$

4.9 A geo-stationary satellite is orbiting the Earth at a height of $6R$ above the surface of the Earth. Here R is the radius of the Earth. What is the time period of another satellite at a height of $2.5R$ from the surface of the Earth?

Data : The height of the geo-stationary satellite from the Earth's surface, $h = 6R$

The height of another satellite from the Earth's surface, $h = 2.5R$

Solution : The time period of a satellite is $T = 2\pi \sqrt{\frac{(R+h)^3}{GM}}$

$$\therefore T \propto (R+h)^3$$

For geo-stationary satellite, $T_1 \propto \sqrt{(R + 6R)^3}$
 $T_1 \propto \sqrt{(7R)^3}$... (1)

For another satellite, $T_2 \propto \sqrt{(R + 2.5R)^3}$
 $T_2 \propto \sqrt{(3.5R)^3}$... (2)

Dividing (2) by (1) $\frac{T_2}{T_1} = \sqrt{\frac{(3.5R)^3}{(7R)^3}} = \frac{1}{2\sqrt{2}}$

$$T_2 = \frac{T_1}{2\sqrt{2}} = \frac{24}{2\sqrt{2}}$$

$$T_2 = 8 \text{ hours } 29 \text{ minutes} \quad [\because T_1 = 24 \text{ hours}]$$

Self evaluation

(The questions and problems given in this self evaluation are only samples. In the same way any question and problem could be framed from the text matter. Students must be prepared to answer any question and problem from the text matter, not only from the self evaluation.)

- 4.1 If the distance between two masses is doubled, the gravitational attraction between them
(a) is reduced to half (b) is reduced to a quarter
(c) is doubled (d) becomes four times
- 4.2 The acceleration due to gravity at a height $(1/20)$ th the radius of the Earth above the Earth's surface is 9 m s^{-2} . Its value at a point at an equal distance below the surface of the Earth is
(a) 0 (b) 9 m s^{-2}
(c) 9.8 m s^{-2} (d) 9.5 m s^{-2}
- 4.3 The weight of a body at Earth's surface is W . At a depth half way to the centre of the Earth, it will be
(a) W (b) $W/2$
(c) $W/4$ (d) $W/8$
- 4.4 Force due to gravity is least at a latitude of
(a) 0° (b) 45°
(c) 60° (d) 90°
- 4.5 If the Earth stops rotating, the value of g at the equator will
(a) increase (b) decrease
(c) remain same (d) become zero
- 4.6 The escape speed on Earth is 11.2 km s^{-1} . Its value for a planet having double the radius and eight times the mass of the Earth is
(a) 11.2 km s^{-1} (b) 5.6 km s^{-1}
(c) 22.4 km s^{-1} (d) 44.8 km s^{-1}
- 4.7 If r represents the radius of orbit of satellite of mass m moving around a planet of mass M . The velocity of the satellite is given by
(a) $v^2 = \frac{GM}{r}$ (b) $v = \frac{GM}{r}$
(c) $v^2 = \frac{GMm}{r}$ (d) $v = \frac{Gm}{r}$

- 4.8 *If the Earth is at one fourth of its present distance from the Sun, the duration of the year will be*
 (a) *one fourth of the present year*
 (b) *half the present year*
 (c) *one - eighth the present year*
 (d) *one - sixth the present year*
- 4.9 *Which of the following objects do not belong to the solar system?*
 (a) *Comets* (b) *Nebulae*
 (c) *Asteroids* (d) *Planets*
- 4.10 *According to Kepler's law, the radius vector sweeps out equal areas in equal intervals of time. The law is a consequence of the conservation of*
 (a) *angular momentum* (b) *linear momentum*
 (c) *energy* (d) *all the above*
- 4.11 *Why is the gravitational force of attraction between the two bodies of ordinary masses not noticeable in everyday life?*
- 4.12 *State the universal law of gravitation.*
- 4.13 *Define gravitational constant. Give its value, unit and dimensional formula.*
- 4.14 *The acceleration due to gravity varies with (i) altitude and (ii) depth. Prove.*
- 4.15 *Discuss the variation of g with latitude due to the rotation of the Earth.*
- 4.16 *The acceleration due to gravity is minimum at equator and maximum at poles. Give the reason.*
- 4.17 *What are the factors affecting the 'g' value?*
- 4.18 *Why a man can jump higher on the moon than on the Earth?*
- 4.19 *Define gravitational field intensity.*
- 4.20 *Define gravitational potential.*
- 4.21 *Define gravitational potential energy. Deduce an expression for it for a mass in the gravitational field of the Earth.*
- 4.22 *Obtain an expression for the gravitational potential at a point.*
- 4.23 *Differentiate between inertial mass and gravitational mass.*

- 4.24 The moon has no atmosphere. Why?
- 4.25 What is escape speed? Obtain an expression for it.
- 4.26 What is orbital velocity? Obtain an expression for it.
- 4.27 What will happen to the orbiting satellite, if its velocity varies?
- 4.28 What are the called geo-stationary satellites?
- 4.29 Show that the orbital radius of a geo-stationary satellite is 36000 km.
- 4.30 Why do the astronauts feel weightlessness inside the orbiting spacecraft?
- 4.31 Deduce the law of periods from the law of gravitation.
- 4.32 State and prove the law of areas based on conservation of angular momentum.
- 4.33 State Helio-Centric theory.
- 4.34 State Geo-centric theory.
- 4.35 What is solar system?
- 4.36 State Kepler's laws of planetary motion.
- 4.37 What is albedo?
- 4.38 What are asteroids?
- 4.39 What are constellations?
- 4.40 Write a note on Milky Way.

Problems

- 4.41 Two spheres of masses 10 kg and 20 kg are 5 m apart. Calculate the force of attraction between the masses.
- 4.42 What will be the acceleration due to gravity on the surface of the moon, if its radius is $\frac{1}{4}$ th the radius of the Earth and its mass is $\frac{1}{80}$ th the mass of the Earth? (Take g as 9.8 m s^{-2})
- 4.43 The acceleration due to gravity at the surface of the moon is 1.67 m s^{-2} . The mass of the Earth is about 81 times more massive than the moon. What is the ratio of the radius of the Earth to that of the moon?
- 4.44 If the diameter of the Earth becomes two times its present value and its mass remains unchanged, then how would the weight of an object on the surface of the Earth be affected?

- 4.45 Assuming the Earth to be a sphere of uniform density, how much would a body weigh one fourth down to the centre of the Earth, if it weighed 250 N on the surface?
- 4.46 What is the value of acceleration due to gravity at an altitude of 500 km? The radius of the Earth is 6400 km.
- 4.47 What is the acceleration due to gravity at a distance from the centre of the Earth equal to the diameter of the Earth?
- 4.48 What should be the angular velocity of the Earth, so that bodies lying on equator may appear weightless? How many times this angular velocity is faster than the present angular velocity? (Given ; $g = 9.8 \text{ m s}^{-2}$; $R = 6400 \text{ km}$)
- 4.49 Calculate the speed with which a body has to be projected vertically from the Earth's surface, so that it escapes the Earth's gravitational influence. ($R = 6.4 \times 10^3 \text{ km}$; $g = 9.8 \text{ m s}^{-2}$)
- 4.50 Jupiter has a mass 318 times that of the Earth and its radius is 11.2 times the radius of the Earth. Calculate the escape speed of a body from Jupiter's surface. (Given : escape speed on Earth is 11.2 km/s)
- 4.51 A satellite is revolving in circular orbit at a height of 1000 km from the surface of the Earth. Calculate the orbital velocity and time of revolution. The radius of the Earth is 6400 km and the mass of the Earth is $6 \times 10^{24} \text{ kg}$.
- 4.52 An artificial satellite revolves around the Earth at a distance of 3400 km. Calculate its orbital velocity and period of revolution. Radius of the Earth = 6400 km ; $g = 9.8 \text{ m s}^{-2}$.
- 4.53 A satellite of 600 kg orbits the Earth at a height of 500 km from its surface. Calculate its (i) kinetic energy (ii) potential energy and (iii) total energy ($M = 6 \times 10^{24} \text{ kg}$; $R = 6.4 \times 10^6 \text{ m}$)
- 4.54 A satellite revolves in an orbit close to the surface of a planet of density 6300 kg m^{-3} . Calculate the time period of the satellite. Take the radius of the planet as 6400 km.
- 4.55 A spaceship is launched into a circular orbit close to the Earth's surface. What additional velocity has to be imparted to the spaceship in the orbit to overcome the gravitational pull. ($R = 6400 \text{ km}$, $g = 9.8 \text{ m s}^{-2}$).

Answers

- 4.1** (b) **4.2** (d) **4.3** (b)
4.4 (a) **4.5** (a) **4.6** (c)
4.7 (a) **4.8** (c) **4.9** (b)
4.10 (a)
4.41 $53.36 \times 10^{-11} \text{ N}$ **4.42** 1.96 m s^{-2}
4.43 3.71 **4.44** $W/4$
4.45 187.5 N **4.46** 8.27 m s^{-2}
4.47 2.45 m s^{-2} **4.48** $1.25 \times 10^{-3} \text{ rad s}^{-1}; 17$
4.49 11.2 km s^{-1} **4.50** $59.67 \text{ km s}^{-1};$
4.51 $7.35 \text{ km s}^{-1}; 1 \text{ hour } 45 \text{ minutes } 19 \text{ seconds}$
4.52 $6.4 \text{ km s}^{-1}; 9614 \text{ seconds}$
4.53 $1.74 \times 10^{10} \text{ J}; -3.48 \times 10^{10} \text{ J}; -1.74 \times 10^{10} \text{ J}$
4.54 4734 seconds **4.55** 3.28 km s^{-1}

5. Mechanics of Solids and Fluids

Matter is a substance, which has certain mass and occupies some volume. Matter exists in three states namely solid, liquid and gas. A fourth state of matter consisting of ionised matter of bare nuclei is called plasma. However in our forth coming discussions, we restrict ourselves to the first three states of matter. Each state of matter has some distinct properties. For example a solid has both volume and shape. It has elastic properties. A gas has the volume of the closed container in which it is kept. A liquid has a fixed volume at a given temperature, but no shape. These distinct properties are due to two factors: (i) interatomic or intermolecular forces (ii) the agitation or random motion of molecules due to temperature.

In solids, the atoms and molecules are free to vibrate about their mean positions. If this vibration increases sufficiently, molecules will shake apart and start vibrating in random directions. At this stage, the shape of the material is no longer fixed, but takes the shape of its container. This is liquid state. Due to increase in their energy, if the molecules vibrate at even greater rates, they may break away from one another and assume gaseous state. Water is the best example for this changing of states. Ice is the solid form of water. With increase in temperature, ice melts into water due to increase in molecular vibration. If water is heated, a stage is reached where continued molecular vibration results in a separation among the water molecules and therefore steam is produced. Further continued heating causes the molecules to break into atoms.

5.1 Intermolecular or interatomic forces

Consider two isolated hydrogen atoms moving towards each other as shown in Fig. 5.1.

As they approach each other, the following interactions are observed.

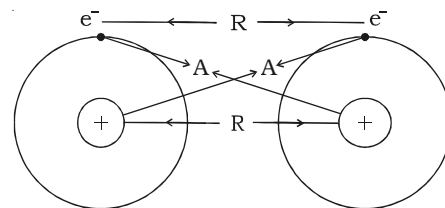


Fig. 5.1 Electrical origin of interatomic forces

(i) Attractive force A between the nucleus of one atom and electron of the other. This attractive force tends to decrease the potential energy of the atomic system.

(ii) Repulsive force R between the nucleus of one atom and the nucleus of the other atom and electron of one atom with the electron of the other atom. These repulsive forces always tend to increase the energy of the atomic system.

There is a universal tendency of all systems to acquire a state of minimum potential energy. This stage of minimum potential energy corresponds to maximum stability.

If the net effect of the forces of attraction and repulsion leads to decrease in the energy of the system, the two atoms come closer to each other and form a covalent bond by sharing of electrons. On the other hand, if the repulsive forces are more and there is increase in the energy of the system, the atoms will repel each other and do not form a bond.

The variation of potential energy with interatomic distance between the atoms is shown in Fig. 5.2.

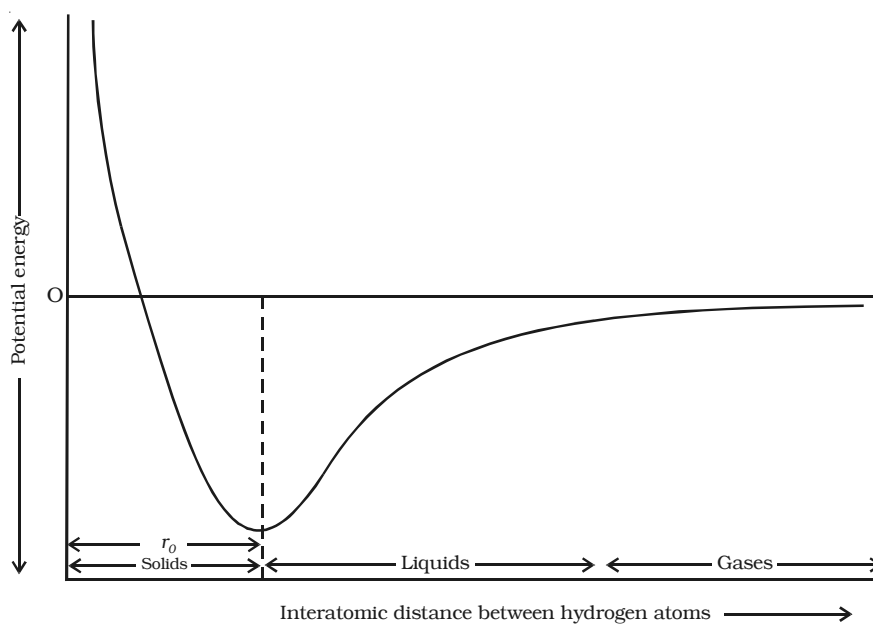


Fig. 5.2. Variation of potential energy with interatomic distance

It is evident from the graph that as the atoms come closer i.e. when the interatomic distance between them decreases, a stage is reached when the potential energy of the system decreases. When the two hydrogen atoms are sufficiently closer, sharing of electrons takes place between them and the potential energy is minimum. This results in the formation of covalent bond and the interatomic distance is r_0 .

In solids the interatomic distance is r_0 and in the case of liquids it is greater than r_0 . For gases, it is much greater than r_0 .

The forces acting between the atoms due to electrostatic interaction between the charges of the atoms are called interatomic forces. Thus, interatomic forces are electrical in nature. The interatomic forces are active if the distance between the two atoms is of the order of atomic size $\approx 10^{-10}$ m. In the case of molecules, the range of the force is of the order of 10^{-9} m.

5.2 Elasticity

When an external force is applied on a body, which is not free to move, there will be a relative displacement of the particles. Due to the property of elasticity, the particles tend to regain their original position. The external forces may produce change in length, volume and shape of the body. This external force which produces these changes in the body is called deforming force. A body which experiences such a force is called deformed body. When the deforming force is removed, the body regains its original state due to the force developed within the body. This force is called restoring force. *The property of a material to regain its original state when the deforming force is removed is called elasticity.* The bodies which possess this property are called elastic bodies. Bodies which do not exhibit the property of elasticity are called plastic. The study of mechanical properties helps us to select the material for specific purposes. For example, springs are made of steel because steel is highly elastic.

Stress and strain

In a deformed body, restoring force is set up within the body which tends to bring the body back to the normal position. The magnitude of these restoring force depends upon the deformation caused. *This restoring force per unit area of a deformed body is known as stress.*

$$\therefore \text{Stress} = \frac{\text{restoring force}}{\text{area}} \text{ N m}^{-2}$$

Its dimensional formula is $ML^{-1}T^{-2}$.

Due to the application of deforming force, length, volume or shape of a body changes. Or in other words, the body is said to be strained. Thus, *strain produced in a body is defined as the ratio of change in dimension of a body to the original dimension.*

$$\therefore \text{Strain} = \frac{\text{change in dimension}}{\text{original dimension}}$$

Strain is the ratio of two similar quantities. Therefore it has no unit.

Elastic limit

If an elastic material is stretched or compressed beyond a certain limit, it will not regain its original state and will remain deformed. The limit beyond which permanent deformation occurs is called the elastic limit.

Hooke's law

English Physicist Robert Hooke (1635 - 1703) in the year 1676 put forward the relation between the extension produced in a wire and the restoring force developed in it. The law formulated on the basis of this study is known as Hooke's law. According to Hooke's law, *within the elastic limit, strain produced in a body is directly proportional to the stress that produces it.*

(i.e) stress \propto strain

$\frac{\text{Stress}}{\text{Strain}} = \text{a constant, known as modulus of elasticity.}$

Its unit is N m^{-2} and its dimensional formula is $ML^{-1}T^{-2}$.

5.2.1 Experimental verification of Hooke's law

A spring is suspended from a rigid support as shown in the Fig. 5.3. A weight hanger and a light pointer is attached at its lower end such

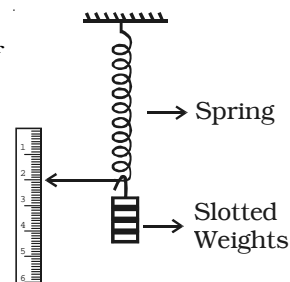


Fig. 5.3 Experimental setup to verify Hooke's law

that the pointer can slide over a scale graduated in millimeters. The initial reading on the scale is noted. A slotted weight of m kg is added to the weight hanger and the pointer position is noted. The same procedure is repeated with every additional m kg weight. It will be observed that the extension of the spring is proportional to the weight. This verifies Hooke's law.

5.2.2 Study of stress - strain relationship

Let a wire be suspended from a rigid support. At the free end, a weight hanger is provided on which weights could be added to study the behaviour of the wire under different load conditions. The extension of the wire is suitably measured and a stress - strain graph is plotted as in Fig. 5.4.

(i) In the figure the region OP is linear. Within a normal stress, strain is proportional to the applied stress. This is Hooke's law. Upto P, when the load is removed the wire regains its original length along PO. The point P represents the elastic limit, PO represents the elastic range of the material and OB is the elastic strength.

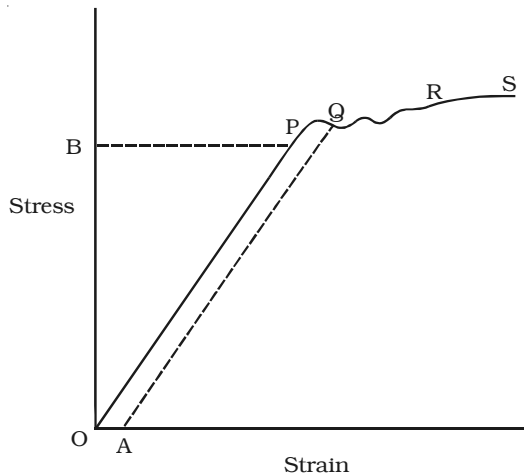


Fig. 5.4 Stress - Strain relationship

(ii) Beyond P, the graph is not linear. In the region PQ the material is partly elastic and partly plastic. From Q, if we start decreasing the load, the graph does not come to O via P, but traces a straight line QA. Thus a permanent strain OA is caused in the wire. This is called permanent set.

(iii) Beyond Q addition of even a very small load causes enormous strain. This point Q is called the yield point. The region QR is the plastic range.

(iv) Beyond R, the wire loses its shape and becomes thinner and thinner in diameter and ultimately breaks, say at S. Therefore S is the breaking point. The stress corresponding to S is called breaking stress.

5.2.3 Three moduli of elasticity

Depending upon the type of strain in the body there are three different types of modulus of elasticity. They are

- (i) Young's modulus
- (ii) Bulk modulus
- (iii) Rigidity modulus

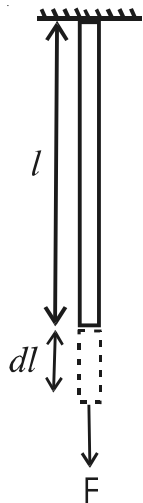


Fig. 5.5
Young's
modulus of
elasticity

(i) Young's modulus of elasticity

Consider a wire of length l and cross sectional area A stretched by a force F acting along its length. Let dl be the extension produced.

$$\therefore \text{Longitudinal stress} = \frac{\text{Force}}{\text{Area}} = \frac{F}{A}$$

$$\text{Longitudinal strain} = \frac{\text{change in length}}{\text{original length}} = \frac{dl}{l}$$

Young's modulus of the material of the wire is defined as the ratio of longitudinal stress to longitudinal strain. It is denoted by q .

$$\text{Young's modulus} = \frac{\text{longitudinal stress}}{\text{longitudinal strain}}$$

$$\text{(i.e.) } q = \frac{F/A}{dl/l} \quad \text{or} \quad q = \frac{F l}{A dl}$$

(ii) Bulk modulus of elasticity

Suppose equal forces act perpendicular to the six faces of a cube of volume V as shown in Fig. 5.6. Due to the action of these forces, let the decrease in volume be dV .

$$\text{Now, Bulk stress} = \frac{\text{Force}}{\text{Area}} = \frac{F}{A}$$

Bulk Strain =

$$\frac{\text{change in volume}}{\text{original volume}} = \frac{-dV}{V}$$

(The negative sign indicates that volume decreases.)

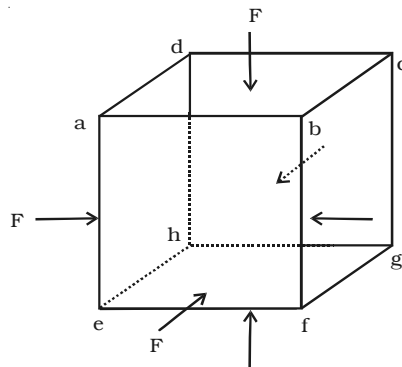


Fig. 5.6 Bulk modulus
of elasticity

Bulk modulus of the material of the object is defined as the ratio bulk stress to bulk strain.

It is denoted by k .

$$\therefore \text{Bulk modulus} = \frac{\text{Bulk stress}}{\text{Bulk strain}}$$

$$\text{(i.e.) } k = \frac{F/A}{\frac{dV}{V}} = \frac{P}{\frac{-dV}{V}} \left[\because P = \frac{F}{A} \right] \text{ or } k = \frac{-PV}{dV}$$

(iii) Rigidity modulus or shear modulus

Let us apply a force F tangential to the top surface of a block whose bottom AB is fixed, as shown in Fig. 5.7.

Under the action of this tangential force, the body suffers a slight change in shape, its volume remaining unchanged. The side AD of the block is sheared through an angle θ to the position AD' .

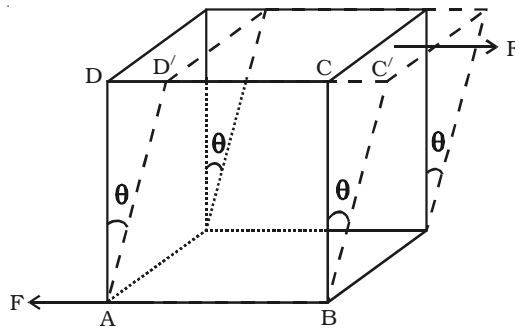


Fig. 5.7 Rigidity modulus

If the area of the top surface is A , then shear stress = F/A .

Shear modulus or rigidity modulus of the material of the object is defined as the ratio of shear stress to shear strain. It is denoted by n .

$$\text{Rigidity modulus} = \frac{\text{shear stress}}{\text{shear strain}}$$

$$\text{(i.e.) } n = \frac{F/A}{\theta}$$

$$= \frac{F}{A\theta}$$

Table 5.1 lists the values of the three moduli of elasticity for some commonly used materials.

Table 5.1 Values for the moduli of elasticity

Material	Modulus of elasticity ($\times 10^{11}$ Pa)		
	q	k	n
Aluminium	0.70	0.70	0.30
Copper	1.1	1.4	0.42
Iron	1.9	1.0	0.70
Steel	2.0	1.6	0.84
Tungsten	3.6	2.0	1.5

5.2.4 Relation between the three moduli of elasticity

Suppose three stresses P , Q and R act perpendicular to the three faces $ABCD$, $ADHE$ and $ABFE$ of a cube of unit volume (Fig. 5.8). Each of these stresses will produce an extension in its own direction and a contraction along the other two perpendicular directions. If λ is the extension per unit stress, then the elongation along the direction of P will be λP . If μ is the contraction per unit stress, then the contraction along the direction of P due to the other two stresses will be μQ and μR .

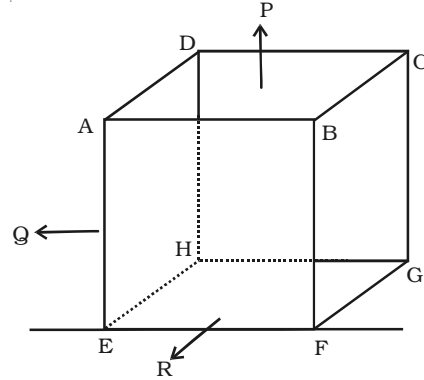


Fig. 5.8 Relation between the three moduli of elasticity

\therefore The net change in dimension along the direction of P due to all the stresses is $e = \lambda P - \mu Q - \mu R$.

Similarly the net change in dimension along the direction of Q is $f = \lambda Q - \mu P - \mu R$ and the net change in dimension along the direction of R is $g = \lambda R - \mu P - \mu Q$.

Case (i)

If only P acts and $Q = R = 0$ then it is a case of longitudinal stress.

\therefore Linear strain = $e = \lambda P$

\therefore Young's modulus $q = \frac{\text{linear stress}}{\text{linear strain}} = \frac{P}{\lambda P}$

(i.e) $q = \frac{1}{\lambda}$ or $\lambda = \frac{1}{q}$ (1)

Case (ii)

If $R = 0$ and $P = -Q$, then the change in dimension along P is $e = \lambda P - \mu (-P)$

(i.e) $e = (\lambda + \mu) P$

Angle of shear $\theta = 2e^* = 2 (\lambda + \mu) P$

\therefore Rigidity modulus

$$n = \frac{P}{\theta} = \frac{P}{2(\lambda + \mu)P} \quad (\text{or}) \quad 2 (\lambda + \mu) = \frac{1}{n} \quad \dots\dots(2)$$

* The proof for this is not given here

Case (iii)

If $P = Q = R$, the increase in volume is $= e + f + g$
 $= 3e = 3(\lambda - 2\mu)P$ (since $e = f = g$)

\therefore Bulk strain $= 3(\lambda - 2\mu)P$

Bulk modulus $k = \frac{P}{3(\lambda - 2\mu)P}$ or $(\lambda - 2\mu) = \frac{1}{3k}$... (3)

From (2), $2(\lambda + \mu) = \frac{1}{n}$

$2\lambda + 2\mu = \frac{1}{n}$... (4)

From (3), $(\lambda - 2\mu) = \frac{1}{3k}$... (5)

Adding (4) and (5),

$3\lambda = \frac{1}{n} + \frac{1}{3k}$

$\lambda = \frac{1}{3n} + \frac{1}{9k}$

\therefore From (1), $\frac{1}{q} = \frac{1}{3n} + \frac{1}{9k}$

or $\frac{9}{q} = \frac{3}{n} + \frac{1}{k}$

This is the relation between the three moduli of elasticity.

5.2.5 Determination of Young's modulus by Searle's method

The Searle's apparatus consists of two rectangular steel frames A and B as shown in Fig. 5.9. The two frames are hinged together by means of a frame F. A spirit level L is provided such that one of its ends is pivoted to one of the frame B whereas the other end rests on top of a screw working through a nut in the other frame. The bottom

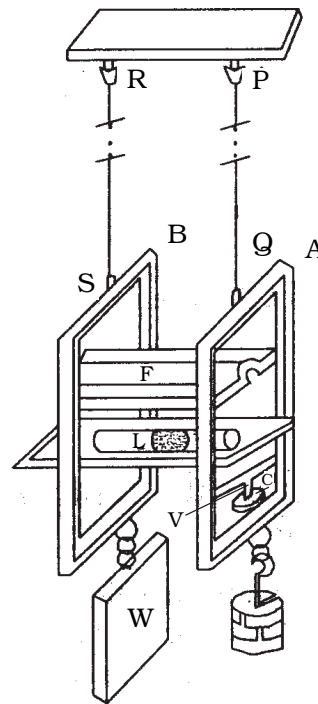


Fig. 5.9 Searle's apparatus

of the screw has a circular scale C which can move along a vertical scale V graduated in mm. This vertical scale and circular scale arrangement act as pitch scale and head scale respectively of a micrometer screw.

The frames A and B are suspended from a fixed support by means of two wires PQ and RS respectively. The wire PQ attached to the frame A is the experimental wire. To keep the reference wire RS taut, a constant weight W is attached to the frame B. To the frame A, a weight hanger is attached in which slotted weights can be added.

To begin with, the experimental wire PQ is brought to the elastic mood by loading and unloading the weights in the hanger in the frame A four or five times, in steps of 0.5 kg. Then with the dead load, the micrometer screw is adjusted to ensure that both the frames are at the same level. This is done with the help of the spirit level. The reading of the micrometer is noted by taking the readings of the pitch scale and head scale. Weights are added to the weight hanger in steps of 0.5 kg upto 4 kg and in each case the micrometer reading is noted by adjusting the spirit level. The readings are again noted during unloading and are tabulated in Table 5.2. The mean extension dl for M kg of load is found out.

Table 5.2 Extension for M kg weight

Load in weight hanger kg	Micrometer reading			Extension for M kg weight
	Loading	Unloading	Mean	
W				
W + 0.5				
W + 1.0				
W + 1.5				
W + 2.0				
W + 2.5				
W + 3.0				
W + 3.5				
W + 4.0				

If l is the original length and r the mean radius of the experimental wire, then Young's modulus of the material of the wire is given by

$$q = \frac{F/A}{dl/l} = \frac{F/\pi r^2}{dl/l}$$

$$(i.e) \quad q = \frac{Fl}{\pi r^2 dl}$$

5.2.6 Applications of modulus of elasticity

Knowledge of the modulus of elasticity of materials helps us to choose the correct material, in right dimensions for the right application. The following examples will throw light on this.

(i) Most of us would have seen a crane used for lifting and moving heavy loads. The crane has a thick metallic rope. The maximum load that can be lifted by the rope must be specified. This maximum load under any circumstances should not exceed the elastic limit of the material of the rope. By knowing this elastic limit and the extension per unit length of the material, the area of cross section of the wire can be evaluated. From this the radius of the wire can be calculated.

(ii) While designing a bridge, one has to keep in mind the following factors (1) traffic load (2) weight of bridge (3) force of winds. The bridge is so designed that it should neither bend too much nor break.

5.3 Fluids

A fluid is a substance that can flow when external force is applied on it. The term fluids include both liquids and gases. Though liquids and gases are termed as fluids, there are marked differences between them. For example, gases are compressible whereas liquids are nearly incompressible. We only use those properties of liquids and gases, which are linked with their ability to flow, while discussing the mechanics of fluids.

5.3.1 Pressure due to a liquid column

Let h be the height of the liquid column in a cylinder of cross sectional area A . If ρ is the density of the liquid, then weight of the

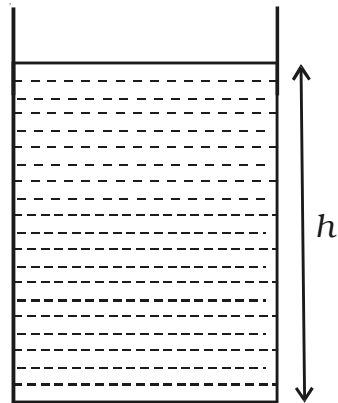


Fig. 5.10 Pressure

liquid column W is given by

$$W = \text{mass of liquid column} \times g = Ah\rho g$$

By definition, pressure is the force acting per unit area.

$$\therefore \text{Pressure} = \frac{\text{weight of liquid column}}{\text{area of cross-section}}$$

$$= \frac{Ah\rho g}{A} = h\rho g$$

$$\therefore P = h\rho g$$

5.3.2 Pascal's law

One of the most important facts about fluid pressure is that a change in pressure at one part of the liquid will be transmitted without any change to other parts. This was put forward by Blaise Pascal (1623 - 1662), a French mathematician and physicist. This rule is known as Pascal's law.

Pascal's law states that if the effect of gravity can be neglected then the pressure in a fluid in equilibrium is the same everywhere.

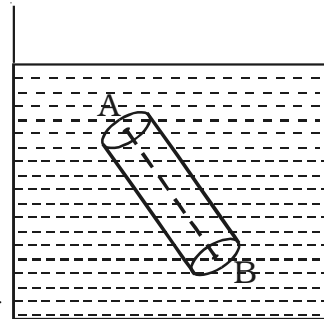


Fig. 5.11 Pascal's law in the absence of gravity

Consider any two points A and B inside the fluid. Imagine a cylinder such that points A and B lie at the centre of the circular surfaces at the top and bottom of the cylinder (Fig. 5.11). Let the fluid inside this cylinder be in equilibrium under the action of forces from outside the fluid. These forces act everywhere perpendicular to the surface of the cylinder. The forces acting on the circular, top and bottom surfaces are perpendicular to the forces acting on the cylindrical surface. Therefore the forces acting on the faces at A and B are equal and opposite and hence add to zero. As the areas of these two faces are equal, we can conclude that pressure at A is equal to pressure at B. This is the proof of Pascal's law when the effect of gravity is not taken into account.

Pascal's law and effect of gravity

When gravity is taken into account, Pascal's law is to be modified. Consider a cylindrical liquid column of height h and density ρ in a

vessel as shown in the Fig. 5.12.

If the effect of gravity is neglected, then pressure at M will be equal to pressure at N . But, if force due to gravity is taken into account, then they are not equal.

As the liquid column is in equilibrium, the forces acting on it are balanced. The vertical forces acting are

(i) Force P_1A acting vertically down on the top surface.

(ii) Weight mg of the liquid column acting vertically downwards.

(iii) Force P_2A at the bottom surface acting vertically upwards.

where P_1 and P_2 are the pressures at the top and bottom faces, A is the area of cross section of the circular face and m is the mass of the cylindrical liquid column.

$$\text{At equilibrium, } P_1A + mg - P_2A = 0 \quad \text{or} \quad P_1A + mg = P_2A$$

$$P_2 = P_1 + \frac{mg}{A}$$

$$\text{But } m = Ah\rho$$

$$\therefore P_2 = P_1 + \frac{Ah\rho g}{A}$$

$$\text{(i.e.) } P_2 = P_1 + h\rho g$$

This equation proves that the pressure is the same at all points at the same depth. This results in another statement of *Pascal's law* which can be stated as *change in pressure at any point in an enclosed fluid at rest is transmitted undiminished to all points in the fluid and act in all directions.*

5.3.3 Applications of Pascal's law

(i) Hydraulic lift

An important application of Pascal's law is the hydraulic lift used to lift heavy objects. A schematic diagram of a hydraulic lift is shown in the Fig. 5.13. It consists of a liquid container which has pistons fitted into the small and large opening cylinders. If a_1 and a_2 are the areas of the pistons A and B respectively, F is the force applied on A and W is the load on B, then

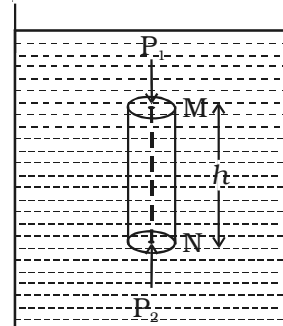


Fig. 5.12 Pascal's law and effect of gravity

$$\frac{F}{a_1} = \frac{W}{a_2} \quad \text{or} \quad W = F \frac{a_2}{a_1}$$

This is the load that can be lifted by applying a force F on A . In the above equation $\frac{a_2}{a_1}$ is called mechanical advantage of the hydraulic lift. One can see such a lift in many automobile service stations.

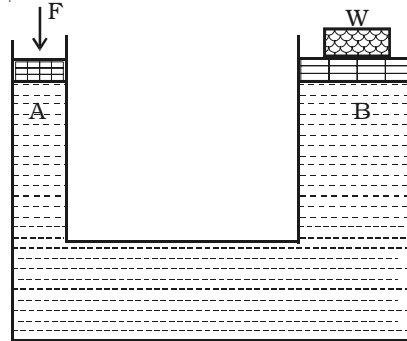


Fig. 5.13 Hydraulic lift

(ii) Hydraulic brake

When brakes are applied suddenly in a moving vehicle, there is every chance of the vehicle to skid because the wheels are not retarded uniformly. In order to avoid this danger of skidding when the brakes are applied, the brake mechanism must be such that each wheel is equally and simultaneously retarded. A hydraulic brake serves this purpose. It works on the principle of Pascal's law.

Fig. 5.14 shows the schematic diagram of a hydraulic brake system. The brake system has a main cylinder filled with brake oil. The main cylinder is provided with a piston P which is connected to the brake

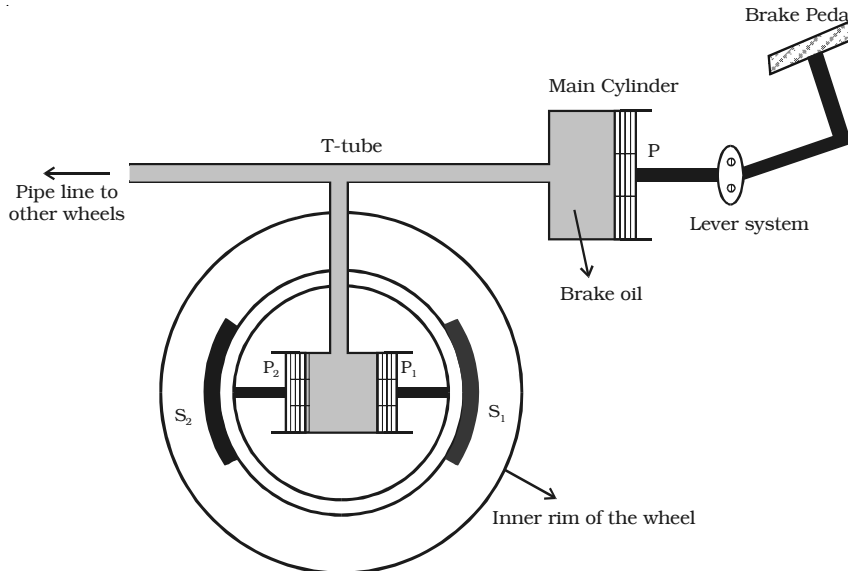


Fig. 5.14 Hydraulic brake

pedal through a lever assembly. A T shaped tube is provided at the other end of the main cylinder. The wheel cylinder having two pistons P_1 and P_2 is connected to the T tube. The pistons P_1 and P_2 are connected to the brake shoes S_1 and S_2 respectively.

When the brake pedal is pressed, piston P is pushed due to the lever assembly operation. The pressure in the main cylinder is transmitted to P_1 and P_2 . The pistons P_1 and P_2 push the brake shoes away, which in turn press against the inner rim of the wheel. Thus the motion of the wheel is arrested. The area of the pistons P_1 and P_2 is greater than that of P. Therefore a small force applied to the brake pedal produces a large thrust on the wheel rim.

The main cylinder is connected to all the wheels of the automobile through pipe line for applying equal pressure to all the wheels .

5.4 Viscosity

Let us pour equal amounts of water and castor oil in two identical funnels. It is observed that water flows out of the funnel very quickly whereas the flow of castor oil is very slow. This is because of the frictional force acting within the liquid. This force offered by the adjacent liquid layers is known as viscous force and the phenomenon is called viscosity.

Viscosity is the property of the fluid by virtue of which it opposes relative motion between its different layers. Both liquids and gases exhibit viscosity but liquids are much more viscous than gases.

Co-efficient of viscosity

Consider a liquid to flow steadily through a pipe as shown in the Fig. 5.15. The layers of the liquid which are in contact with the walls of the pipe have zero velocity. As we move towards the axis, the velocity of the liquid layer increases and the centre layer has the maximum velocity v . Consider any two layers P and Q separated by a distance dx . Let dv be the difference in velocity between the two layers.

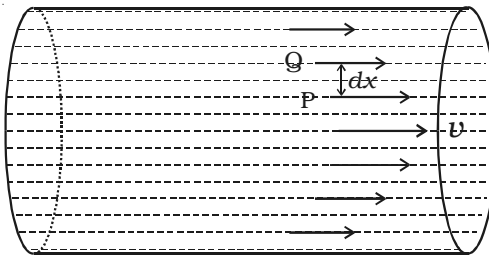


Fig. 5.15 Steady flow of a liquid

The viscous force F acting tangentially between the two layers of the liquid is proportional to (i) area A of the layers in contact
(ii) velocity gradient $\frac{dv}{dx}$ perpendicular to the flow of liquid.

$$\therefore F \propto A \frac{dv}{dx}$$

$$F = \eta A \frac{dv}{dx}$$

where η is the coefficient of viscosity of the liquid.

This is known as Newton's law of viscous flow in fluids.

$$\text{If } A = 1\text{m}^2 \text{ and } \frac{dv}{dx} = 1\text{s}^{-1}$$

$$\text{then } F = \eta$$

The coefficient of viscosity of a liquid is numerically equal to the viscous force acting tangentially between two layers of liquid having unit area of contact and unit velocity gradient normal to the direction of flow of liquid.

The unit of η is N s m^{-2} . Its dimensional formula is $\text{ML}^{-1}\text{T}^{-1}$.

5.4.1 Streamline flow

The flow of a liquid is said to be steady, streamline or laminar if every particle of the liquid follows exactly the path of its preceding particle and has the same velocity of its preceding particle at every point.

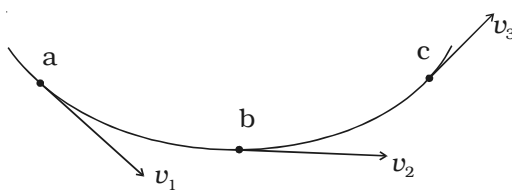


Fig. 5.16 Streamline flow

Let abc be the path of flow of a liquid and v_1 , v_2 and v_3 be the velocities of the liquid at the points a, b and c respectively. During a streamline flow, all the particles arriving at 'a' will have the same

velocity v_1 which is directed along the tangent at the point 'a'. A particle arriving at b will always have the same velocity v_2 . This velocity v_2 may or may not be equal to v_1 . Similarly all the particles arriving at the point c will always have the same velocity v_3 . In other words, in the streamline flow of a liquid, the velocity of every particle crossing a particular point is the same.

The streamline flow is possible only as long as the velocity of the fluid does not exceed a certain value. This limiting value of velocity is called critical velocity.

5.4.2 Turbulent flow

When the velocity of a liquid exceeds the critical velocity, the path and velocities of the liquid become disorderly. At this stage, the flow loses all its orderliness and is called turbulent flow. Some examples of turbulent flow are :

- (i) After rising a short distance, the smooth column of smoke from an incense stick breaks up into irregular and random patterns.
- (ii) The flash - flood after a heavy rain.

Critical velocity of a liquid can be defined as that velocity of liquid upto which the flow is streamlined and above which its flow becomes turbulent.

5.4.3 Reynold's number

Reynolds number is a pure number which determines the type of flow of a liquid through a pipe. It is denoted by N_R .

It is given by the formula

$$N_R = \frac{v_c \rho D}{\eta}$$

where v_c is the critical velocity, ρ is the density, η is the co-efficient of viscosity of the liquid and D is the diameter of the pipe.

If N_R lies between 0 and 2000, the flow of a liquid is said to be streamline. If the value of N_R is above 3000, the flow is turbulent. If N_R lies between 2000 and 3000, the flow is neither streamline nor turbulent, it may switch over from one type to another.

Narrow tubes and highly viscous liquids tend to promote stream line motion while wider tubes and liquids of low viscosity lead to turbulence.

5.4.4 Stoke's law (for highly viscous liquids)

When a body falls through a highly viscous liquid, it drags the layer of the liquid immediately in contact with it. This results in a relative motion between the different layers of the liquid. As a result of this, the falling body experiences a viscous force F . Stoke performed

many experiments on the motion of small spherical bodies in different fluids and concluded that the viscous force F acting on the spherical body depends on

- (i) Coefficient of viscosity η of the liquid
- (ii) Radius a of the sphere and
- (iii) Velocity v of the spherical body.

Dimensionally it can be proved that

$$F = k \eta a v$$

Experimentally Stoke found that

$$k = 6\pi$$

$$\therefore F = 6\pi \eta a v$$

This is Stoke's law.

5.4.5 Expression for terminal velocity

Consider a metallic sphere of radius ' a ' and density ρ to fall under gravity in a liquid of density σ . The viscous force F acting on the metallic sphere increases as its velocity increases. A stage is reached when the weight W of the sphere becomes equal to the sum of the upward viscous force F and the upward thrust U due to buoyancy (Fig. 5.17). Now, there is no net force acting on the sphere and it moves down with a constant velocity v called terminal velocity.

$$\therefore W - F - U = 0 \quad \dots(1)$$

Terminal velocity of a body is defined as the constant velocity acquired by a body while falling through a viscous liquid.

$$\text{From (1), } W = F + U \quad \dots(2)$$

According to Stoke's law, the viscous force F is given by $F = 6\pi\eta a v$.

The buoyant force $U =$ Weight of liquid displaced by the sphere

$$= \frac{4}{3} \pi a^3 \sigma g$$

The weight of the sphere

$$W = \frac{4}{3} \pi a^3 \rho g$$

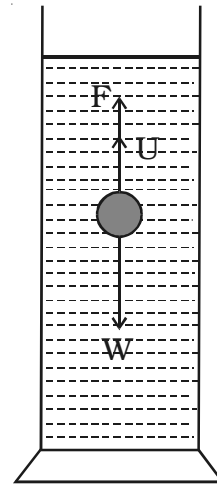


Fig. 5.17 Sphere falling in a viscous liquid

Substituting in equation (2),

$$\frac{4}{3} \pi a^3 \rho g = 6\pi \eta a v + \frac{4}{3} \pi a^3 \sigma g$$

$$\text{or } 6\pi \eta a v = \frac{4}{3} \pi a^3 (\rho - \sigma)g$$

$$\therefore v = \frac{2 a^2 (\rho - \sigma)g}{9 \eta}$$

5.4.6 Experimental determination of viscosity of highly viscous liquids

The coefficient of highly viscous liquid like castor oil can be determined by Stoke's method. The experimental liquid is taken in a tall, wide jar. Two marking B and C are marked as shown in Fig. 5.18. A steel ball is gently dropped in the jar.

The marking B is made well below the free surface of the liquid so that by the time ball reaches B, it would have acquired terminal velocity v .

When the ball crosses B, a stopwatch is switched on and the time taken t to reach C is noted. If the distance BC is s , then terminal

$$\text{velocity } v = \frac{s}{t}.$$

The expression for terminal velocity is

$$v = \frac{2 a^2 (\rho - \sigma)g}{9 \eta}$$

$$\therefore \frac{s}{t} = \frac{2 a^2 (\rho - \sigma)g}{9 \eta} \quad \text{or} \quad \eta = \frac{2}{9} a^2 (\rho - \sigma)g \frac{t}{s}$$

Knowing a , ρ and σ , the value of η of the liquid is determined.

Application of Stoke's law

Falling of rain drops: When the water drops are small in size, their terminal velocities are small. Therefore they remain suspended in air in the form of clouds. But as the drops combine and grow in size, their terminal velocities increases because $v \propto a^2$. Hence they start falling as rain.

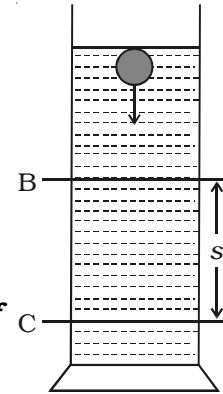


Fig. 5.18
Experimental determination of viscosity of highly viscous liquid

5.4.7 Poiseuille's equation

Poiseuille investigated the steady flow of a liquid through a capillary tube. He derived an expression for the volume of the liquid flowing per second through the tube.

Consider a liquid of co-efficient of viscosity η flowing, steadily through a horizontal capillary tube of length l and radius r . If P is the pressure difference across the ends of the tube, then the volume V of the liquid flowing per second through the tube depends on η , r and the pressure gradient $\left(\frac{P}{l}\right)$.

$$\begin{aligned} \text{(i.e)} \quad V &\propto \eta^x r^y \left(\frac{P}{l}\right)^z \\ V &= k \eta^x r^y \left(\frac{P}{l}\right)^z \end{aligned} \quad \dots(1)$$

where k is a constant of proportionality. Rewriting equation (1) in terms of dimensions,

$$[L^3T^{-1}] = [ML^{-1} T^{-1}]^x [L]^y \left[\frac{ML^{-1}T^{-2}}{L}\right]^z$$

Equating the powers of L , M and T on both sides we get $x = -1$, $y = 4$ and $z = 1$

Substituting in equation (1),

$$\begin{aligned} V &= k \eta^{-1} r^4 \left(\frac{P}{l}\right)^1 \\ V &= \frac{kPr^4}{\eta l} \end{aligned}$$

Experimentally k was found to be equal to $\frac{\pi}{8}$.

$$\therefore V = \frac{\pi Pr^4}{8\eta l}$$

This is known as Poiseuille's equation.

5.4.8 Determination of coefficient of viscosity of water by Poiseuille's flow method

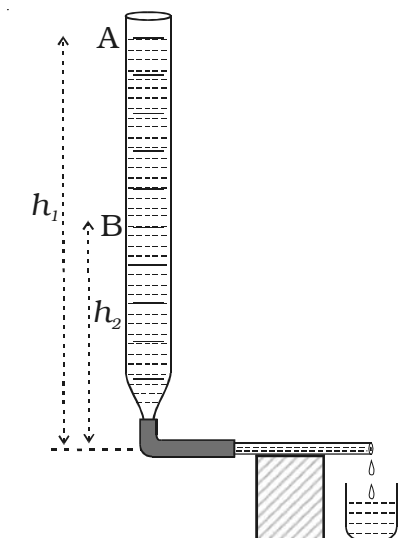


Fig. 5.19 Determination of coefficient of viscosity by Poiseuille's flow

A capillary tube of very fine bore is connected by means of a rubber tube to a burette kept vertically. The capillary tube is kept horizontal as shown in Fig. 5.19. The burette is filled with water and the pinch - stopper is removed. The time taken for water level to fall from A to B is noted. If V is the volume between the two levels A and B, then volume of liquid flowing per second is $\frac{V}{t}$. If l and r are the length and radius of the capillary tube respectively, then

$$\frac{V}{t} = \frac{\pi Pr^4}{8\eta l} \quad \dots(1)$$

If ρ is the density of the liquid then the initial pressure difference between the ends of the tube is $P_1 = h_1\rho g$ and the final pressure difference $P_2 = h_2\rho g$. Therefore the average pressure difference during the flow of water is P where

$$P = \frac{P_1 + P_2}{2} = \left(\frac{h_1 + h_2}{2} \right) \rho g = h\rho g \quad \left[\because h = \frac{h_1 + h_2}{2} \right]$$

Substituting in equation (1), we get

$$\frac{V}{t} = \frac{\pi h \rho g r^4}{8l\eta} \quad \text{or} \quad \eta = \frac{\pi h \rho g r^4 t}{8lV}$$

5.4.9 Viscosity - Practical applications

The importance of viscosity can be understood from the following examples.

(i) The knowledge of coefficient of viscosity of organic liquids is used to determine their molecular weights.

(ii) The knowledge of coefficient of viscosity and its variation with temperature helps us to choose a suitable lubricant for specific machines. In light machinery thin oils (example, lubricant oil used in clocks) with low viscosity is used. In heavy machinery, highly viscous oils (example, grease) are used.

5.5 Surface tension

Intermolecular forces

The force between two molecules of a substance is called intermolecular force. This intermolecular force is basically electric in nature. When the distance between two molecules is greater, the distribution of charges is such that the mean distance between opposite charges in the molecule is slightly less than the distance between their like charges. So a force of attraction exists. When the intermolecular distance is less, there is overlapping of the electron clouds of the molecules resulting in a strong repulsive force.

The intermolecular forces are of two types. They are (i) cohesive force and (ii) adhesive force.

Cohesive force

Cohesive force is the force of attraction between the molecules of the same substance. This cohesive force is very strong in solids, weak in liquids and extremely weak in gases.

Adhesive force

Adhesive force is the force of attraction between the molecules of two different substances. For example due to the adhesive force, ink sticks to paper while writing. Fevicol, gum etc exhibit strong adhesive property.

Water wets glass because the cohesive force between water molecules is less than the adhesive force between water and glass molecules. Whereas, mercury does not wet glass because the cohesive force between mercury molecules is greater than the adhesive force between mercury and glass molecules.

Molecular range and sphere of influence

Molecular range is the maximum distance upto which a molecule can exert force of attraction on another molecule. It is of the order of 10^{-9} m for solids and liquids.

Sphere of influence is a sphere drawn around a particular molecule as centre and molecular range as radius. The central molecule exerts a force of attraction on all the molecules lying within the sphere of influence.

5.5.1 Surface tension of a liquid

Surface tension is the property of the free surface of a liquid at rest to behave like a stretched membrane in order to acquire minimum surface area.

Imagine a line AB in the free surface of a liquid at rest (Fig. 5.20). The force of surface tension is measured as the force acting per unit length on either side of this imaginary line AB. The force is perpendicular to the line and tangential to the liquid surface. If F is the force acting on the length l of the line AB, then surface tension is given by

$$T = \frac{F}{l}.$$

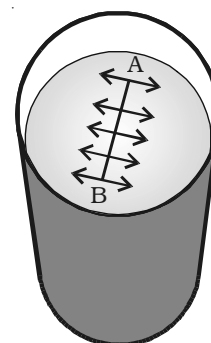
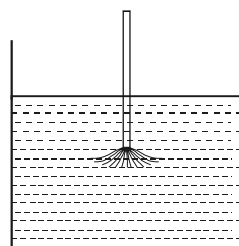


Fig. 5.20 Force on a liquid surface

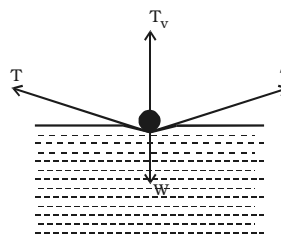
Surface tension is defined as the force per unit length acting perpendicular on an imaginary line drawn on the liquid surface, tending to pull the surface apart along the line. Its unit is $N m^{-1}$ and dimensional formula is MT^{-2} .

Experiments to demonstrate surface tension

(i) When a painting brush is dipped into water, its hair gets separated from each other. When the brush is taken out of water, it is observed that its hair will cling together. This is because the free surface of water films tries to contract due to surface tension.



Hair clings together when brush is taken out



Needle floats on water surface

Fig. 5.21 Practical examples for surface tension

(ii) When a sewing needle is gently placed on water surface, it floats. The water surface below the needle gets depressed slightly. The force of surface tension acts tangentially. The vertical component of the force of surface tension balances the weight of the needle.

5.5.2 Molecular theory of surface tension

Consider two molecules P and Q as shown in Fig. 5.22. Taking them as centres and molecular range as radius, a sphere of influence is drawn around them.

The molecule P is attracted in all directions equally by neighbouring molecules. Therefore net force acting on P is zero. The molecule Q is on the free surface of the liquid. It experiences a net downward force because the number of molecules in the lower half of the sphere is more and the upper half is completely outside the surface of the liquid. Therefore all the molecules lying on the surface of a liquid experience only a net downward force.

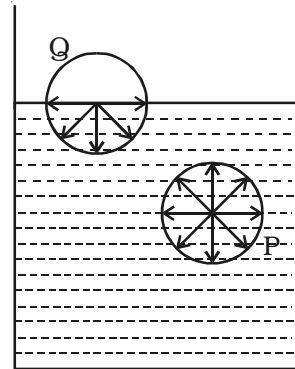


Fig. 5.22 Surface tension based on molecular theory

If a molecule from the interior is to be brought to the surface of the liquid, work must be done against this downward force. This work done on the molecule is stored as potential energy. For equilibrium, a system must possess minimum potential energy. So, the free surface will have minimum potential energy. The free surface of a liquid tends to assume minimum surface area by contracting and remains in a state of tension like a stretched elastic membrane.

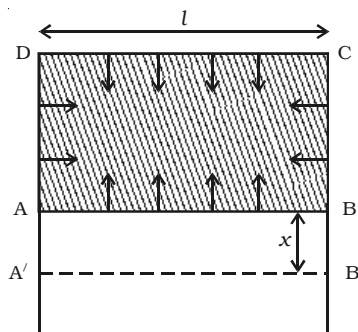


Fig. 5.23 Surface energy

5.5.3 Surface energy and surface tension

The potential energy per unit area of the surface film is called surface energy. Consider a metal frame ABCD in which AB is movable. The frame is dipped in a soap solution. A film is formed which pulls AB inwards due to surface tension. If T is the surface tension of the film and l is the length

of the wire AB, this inward force is given by $2 \times Tl$. The number 2 indicates the two free surfaces of the film.

If AB is moved through a small distance x as shown in Fig. 5.23 to the position $A'B'$, then work done is

$$W = 2Tlx$$

$$\text{Work done per unit area} = \frac{W}{2lx}$$

$$\therefore \text{Surface energy} = \frac{T2lx}{2lx}$$

$$\text{Surface energy} = T$$

Surface energy is numerically equal to surface tension.

5.5.4 Angle of contact

When the free surface of a liquid comes in contact with a solid, it becomes curved at the point of contact. *The angle between the tangent to the liquid surface at the point of contact of the liquid with the solid and the solid surface inside the liquid is called angle of contact.*

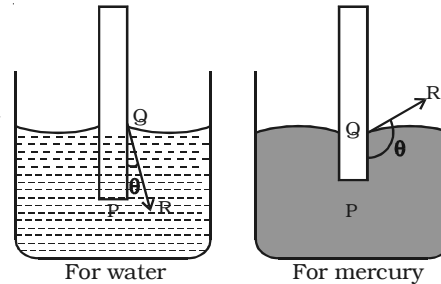


Fig. 5.24 Angle of contact

In Fig. 5.24, QR is the tangent drawn at the point of contact Q. The angle PQR is called the angle of contact. When a liquid has concave meniscus, the angle of contact is acute. When it has a convex meniscus, the angle of contact is obtuse.

The angle of contact depends on the nature of liquid and solid in contact. For water and glass, θ lies between 8° and 18° . For pure water and clean glass, it is very small and hence it is taken as zero. The angle of contact of mercury with glass is 138° .

5.5.5 Pressure difference across a liquid surface

If the free surface of a liquid is plane, then the surface tension acts horizontally (Fig. 5.25a). It has no component perpendicular to the horizontal surface. As a result, there is no pressure difference between the liquid side and the vapour side.

If the surface of the liquid is concave (Fig. 5.25b), then the resultant

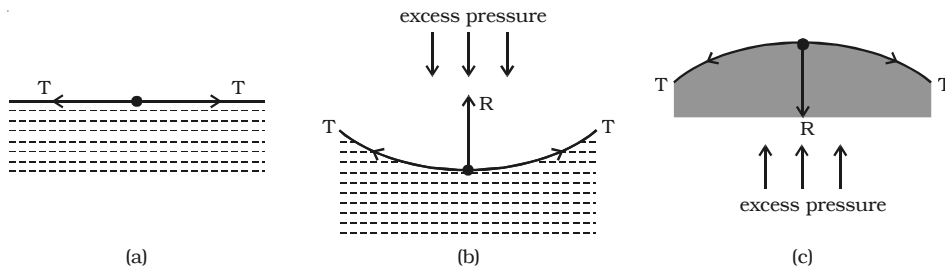


Fig. 5.25 Excess of pressure across a liquid surface

force R due to surface tension on a molecule on the surface act vertically upwards. To balance this, an excess of pressure acting downward on the concave side is necessary. On the other hand if the surface is convex (Fig. 5.25c), the resultant R acts downward and there must be an excess of pressure on the concave side acting in the upward direction.

Thus, *there is always an excess of pressure on the concave side of a curved liquid surface over the pressure on its convex side due to surface tension.*

5.5.6 Excess pressure inside a liquid drop

Consider a liquid drop of radius r . The molecules on the surface of the drop experience a resultant force acting inwards due to surface tension. Therefore, the pressure inside the drop must be greater than the pressure outside it. The excess of pressure P inside the drop provides a force acting outwards perpendicular to the surface, to balance the resultant force due to surface tension. Imagine the drop to be divided into two equal halves. Considering the equilibrium of the upper hemisphere of the drop, the upward force on the plane face ABCD due to excess pressure P is $P\pi r^2$ (Fig. 5.26).

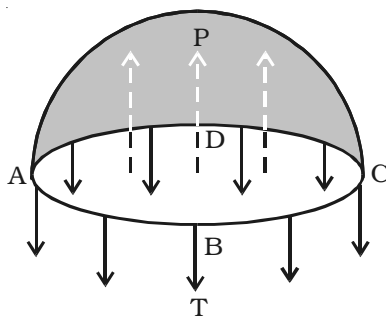


Fig. 5.26 Excess pressure inside a liquid drop

If T is the surface tension of the liquid, the force due to surface tension acting downward along the circumference of the circle ABCD is $T 2\pi r$.

$$\text{At equilibrium, } P\pi r^2 = T 2\pi r$$

$$\therefore P = \frac{2T}{r}$$

Excess pressure inside a soap bubble

A soap bubble has two liquid surfaces in contact with air, one inside the bubble and the other outside the bubble. Therefore the force due to surface tension = $2 \times 2\pi rT$

\therefore At equilibrium, $P\pi r^2 = 2 \times 2\pi rT$

$$(i.e) \quad P = \frac{4T}{r}$$

Thus the excess of pressure inside a drop is inversely proportional to its radius i.e. $P \propto \frac{1}{r}$. As $P \propto \frac{1}{r}$, the pressure needed to form a very small bubble is high. This explains why one needs to blow hard to start a balloon growing. Once the balloon has grown, less air pressure is needed to make it expand more.

5.5.7 Capillarity

The property of surface tension gives rise to an interesting phenomenon called capillarity. When a capillary tube is dipped in water, the water rises up in the tube. The level of water in the tube is above the free surface of water in the beaker (capillary rise). When a capillary tube is dipped in mercury, mercury also rises in the tube. But the level of mercury is depressed below the free surface of mercury in the beaker (capillary fall).

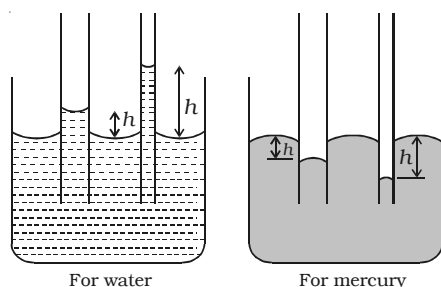


Fig. 5.27 Capillary rise

The rise of a liquid in a capillary tube is known as capillarity. The height h in Fig. 5.27 indicates the capillary rise (for water) or capillary fall (for mercury).

Illustrations of capillarity

- (i) A blotting paper absorbs ink by capillary action. The pores in the blotting paper act as capillaries.
- (ii) The oil in a lamp rises up the wick through the narrow spaces between the threads of the wick.
- (iii) A sponge retains water due to capillary action.
- (iv) Walls get damped in rainy season due to absorption of water by bricks.

5.5.8 Surface tension by capillary rise method

Let us consider a capillary tube of uniform bore dipped vertically in a beaker containing water. Due to surface tension, water rises to a height h in the capillary tube as shown in Fig. 5.28. The surface tension T of the water acts inwards and the reaction of the tube R outwards. R is equal to T in magnitude but opposite in direction. This reaction R can be resolved into two rectangular components.

- (i) Horizontal component $R \sin \theta$ acting radially outwards
- (ii) Vertical component $R \cos \theta$ acting upwards.

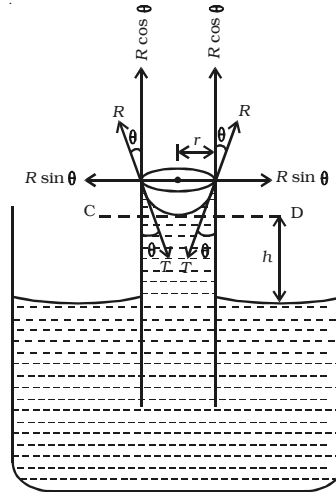


Fig. 5.28 Surface tension by capillary rise method

The horizontal component acting all along the circumference of the tube cancel each other whereas the vertical component balances the weight of water column in the tube.

Total upward force = $R \cos \theta \times$ circumference of the tube

$$(i.e) F = 2\pi r R \cos \theta \quad \text{or} \quad F = 2\pi r T \cos \theta \quad \dots(1)$$

$$[\because R = T]$$

This upward force is responsible for the capillary rise. As the water column is in equilibrium, this force acting upwards is equal to weight of the water column acting downwards.

$$(i.e) F = W \quad \dots(2)$$

Now, volume of water in the tube is assumed to be made up of (i) a cylindrical water column of height h and (ii) water in the meniscus above the plane CD.

$$\text{Volume of cylindrical water column} = \pi r^2 h$$

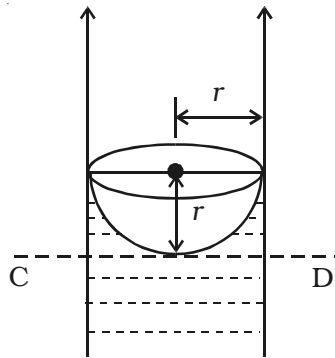


Fig. 5.29 Liquid meniscus

Volume of water in the meniscus = (Volume of cylinder of height h and radius r) – (Volume of hemisphere)

$$\begin{aligned} \therefore \text{Volume of water in the meniscus} &= (\pi r^2 \times r) - \left(\frac{2}{3} \pi r^3\right) \\ &= \frac{1}{3} \pi r^3 \end{aligned}$$

$$\begin{aligned} \therefore \text{Total volume of water in the tube} &= \pi r^2 h + \frac{1}{3} \pi r^3 \\ &= \pi r^2 \left(h + \frac{r}{3}\right) \end{aligned}$$

If ρ is the density of water, then weight of water in the tube is

$$W = \pi r^2 \left(h + \frac{r}{3}\right) \rho g \quad \dots(3)$$

Substituting (1) and (3) in (2),

$$\pi r^2 \left(h + \frac{r}{3}\right) \rho g = 2\pi r T \cos \theta$$

$$T = \frac{\left(h + \frac{r}{3}\right) r \rho g}{2 \cos \theta}$$

Since r is very small, $\frac{r}{3}$ can be neglected compared to h .

$$\therefore T = \frac{hr\rho g}{2 \cos \theta}$$

For water, θ is small, therefore $\cos \theta \approx 1$

$$\therefore T = \frac{hr\rho g}{2}$$

5.5.9 Experimental determination of surface tension of water by capillary rise method

A clean capillary tube of uniform bore is fixed vertically with its lower end dipping into water taken in a beaker. A needle N is also fixed with the capillary tube as shown in the Fig. 5.30. The tube is raised or lowered until the tip of the needle just touches the water surface. A travelling microscope M is focussed on the meniscus of the

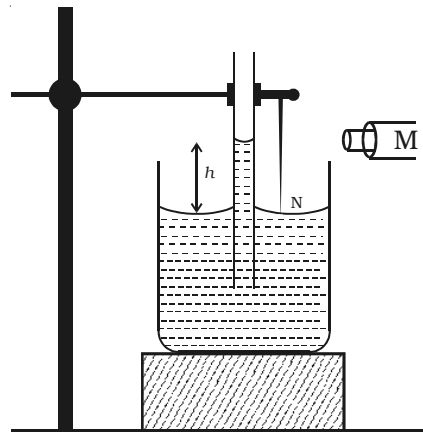


Fig. 5.30 Surface tension by capillary rise method

water in the capillary tube. The reading R_1 corresponding to the lower meniscus is noted. The microscope is lowered and focused on the tip of the needle and the corresponding reading is taken as R_2 . The difference between R_1 and R_2 gives the capillary rise h .

The radius of the capillary tube is determined using the travelling microscope. If ρ is the density of water then the surface tension of water is given by $T = \frac{hr\rho g}{2}$ where g is the acceleration due to gravity.

5.5.10 Factors affecting surface tension

Impurities present in a liquid appreciably affect surface tension. A highly soluble substance like salt increases the surface tension whereas sparingly soluble substances like soap decreases the surface tension.

The surface tension decreases with rise in temperature. The temperature at which the surface tension of a liquid becomes zero is called critical temperature of the liquid.

5.5.11 Applications of surface tension

(i) During stormy weather, oil is poured into the sea around the ship. As the surface tension of oil is less than that of water, it spreads on water surface. Due to the decrease in surface tension, the velocity of the waves decreases. This reduces the wrath of the waves on the ship.

(ii) Lubricating oils spread easily to all parts because of their low surface tension.

(iii) Dirty clothes cannot be washed with water unless some detergent is added to water. When detergent is added to water, one end of the hairpin shaped molecules of the detergent get attracted to water and the other end, to molecules of the dirt. Thus the dirt is suspended surrounded by detergent molecules and this can be easily removed. This detergent action is due to the reduction of surface tension of water when soap or detergent is added to water.

(iv) Cotton dresses are preferred in summer because cotton dresses have fine pores which act as capillaries for the sweat.

5.6 Total energy of a liquid

A liquid in motion possesses pressure energy, kinetic energy and potential energy.

(i) Pressure energy

It is the energy possessed by a liquid by virtue of its pressure.

Consider a liquid of density ρ contained in a wide tank T having a side tube near the bottom of the tank as shown in Fig. 5.31. A frictionless piston of cross sectional area 'a' is fitted to the side tube. Pressure exerted by the liquid on the piston is $P = h \rho g$ where h is the height of liquid column above the axis of the side tube. If x is the distance through which the piston is pushed inwards, then

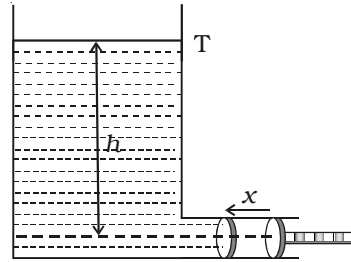


Fig. 5.31 Pressure energy

Volume of liquid pushed into the tank = ax

\therefore Mass of the liquid pushed into the tank = $ax\rho$

As the tank is wide enough and a very small amount of liquid is pushed inside the tank, the height h and hence the pressure P may be considered as constant.

Work done in pushing the piston through the distance x = Force on the piston \times distance moved

(i.e) $W = Pax$

This work done is the pressure energy of the liquid of mass $ax\rho$.

\therefore Pressure energy per unit mass of the liquid = $\frac{Pax}{ax\rho} = \frac{P}{\rho}$

(ii) Kinetic energy

It is the energy possessed by a liquid by virtue of its motion.

If m is the mass of the liquid moving with a velocity v , the kinetic energy of the liquid = $\frac{1}{2} mv^2$.

Kinetic energy per unit mass = $\frac{\frac{1}{2}mv^2}{m} = \frac{v^2}{2}$

(iii) Potential energy

It is the energy possessed by a liquid by virtue of its height above the ground level.

If m is the mass of the liquid at a height h from the ground level, the potential energy of the liquid = mgh

$$\text{Potential energy per unit mass} = \frac{mgh}{m} = gh$$

Total energy of the liquid in motion = pressure energy + kinetic energy + potential energy.

$$\therefore \text{Total energy per unit mass of the flowing liquid} = \frac{P}{\rho} + \frac{v^2}{2} + gh$$

5.6.1 Equation of continuity

Consider a non-viscous liquid in streamline flow through a tube AB of varying cross section as shown in Fig. 5.32 Let a_1 and a_2 be the area of cross section, v_1 and v_2 be the velocity of flow of the liquid at A and B respectively.

\therefore Volume of liquid entering per second at A = $a_1 v_1$.

If ρ is the density of the liquid, then mass of liquid entering per second at A = $a_1 v_1 \rho$.

Similarly, mass of liquid leaving per second at B = $a_2 v_2 \rho$

If there is no loss of liquid in the tube and the flow is steady, then mass of liquid entering per second at A = mass of liquid leaving per second at B

$$\begin{aligned} \text{(i.e.) } a_1 v_1 \rho &= a_2 v_2 \rho & \text{or } a_1 v_1 &= a_2 v_2 \\ \text{i.e. } av &= \text{constant} \end{aligned}$$

This is called as the equation of continuity. From this equation

$$v \propto \frac{1}{a}$$

i.e. the larger the area of cross section the smaller will be the velocity of flow of liquid and vice-versa.

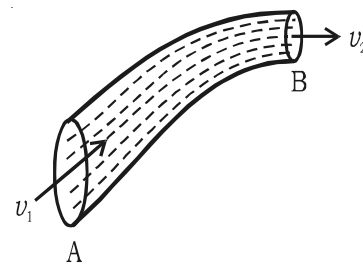


Fig. 5.32 Equation of continuity

5.6.2 Bernoulli's theorem

In 1738, Daniel Bernoulli proposed a theorem for the streamline flow of a liquid based on the law of conservation of energy. According to Bernoulli's theorem, for the streamline flow of a non-viscous and incompressible liquid, the sum of the pressure energy, kinetic energy and potential energy per unit mass is a constant.

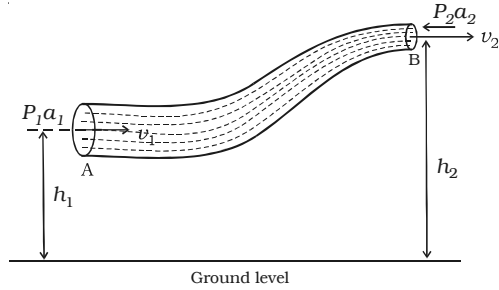


Fig. 5.33 Bernoulli's theorem

$$(i.e) \frac{P}{\rho} + \frac{v^2}{2} + gh = \text{constant}$$

This equation is known as *Bernoulli's equation*.

Consider streamline flow of a liquid of density ρ through a pipe AB of varying cross section. Let P_1 and P_2 be the pressures and a_1 and a_2 , the cross sectional areas at A and B respectively. The liquid enters A normally with a velocity v_1 and leaves B normally with a velocity v_2 . The liquid is accelerated against the force of gravity while flowing from A to B, because the height of B is greater than that of A from the ground level. Therefore P_1 is greater than P_2 . This is maintained by an external force.

The mass m of the liquid crossing per second through any section of the tube in accordance with the equation of continuity is

$$a_1 v_1 \rho = a_2 v_2 \rho = m$$

$$\text{or } a_1 v_1 = a_2 v_2 = \frac{m}{\rho} = V \quad \dots (1)$$

As $a_1 > a_2$, $v_1 < v_2$

The force acting on the liquid at A = $P_1 a_1$

The force acting on the liquid at B = $P_2 a_2$

Work done per second on the liquid at A = $P_1 a_1 \times v_1 = P_1 V$

Work done by the liquid at B = $P_2 a_2 \times v_2 = P_2 V$

\therefore Net work done per second on the liquid by the pressure energy in moving the liquid from A to B is = $P_1 V - P_2 V \quad \dots (2)$

If the mass of the liquid flowing in one second from A to B is m , then increase in potential energy per second of liquid from A to B is $mgh_2 - mgh_1$

Increase in kinetic energy per second of the liquid

$$= \frac{1}{2}mv_2^2 - \frac{1}{2}mv_1^2$$

According to work-energy principle, work done per second by the pressure energy = Increase in potential energy per second + Increase in kinetic energy per second

$$(i.e) P_1V - P_2V = (mgh_2 - mgh_1) + \left(\frac{1}{2}mv_2^2 - \frac{1}{2}mv_1^2 \right)$$

$$P_1V + mgh_1 + \frac{1}{2}mv_1^2 = P_2V + mgh_2 + \frac{1}{2}mv_2^2$$

$$\frac{P_1V}{m} + gh_1 + \frac{1}{2}v_1^2 = \frac{P_2V}{m} + gh_2 + \frac{1}{2}v_2^2$$

$$\frac{P_1}{\rho} + gh_1 + \frac{1}{2}v_1^2 = \frac{P_2}{\rho} + gh_2 + \frac{1}{2}v_2^2 \quad \left(\because \rho = \frac{m}{V} \right)$$

$$\text{or} \quad \frac{P}{\rho} + gh + \frac{1}{2}v^2 = \text{constant} \quad \dots(3)$$

This is Bernoulli's equation. Thus the total energy of unit mass of liquid remains constant.

$$\text{Dividing equation (3) by } g, \quad \frac{P}{\rho g} + \frac{v^2}{2g} + h = \text{constant}$$

Each term in this equation has the dimension of length and hence is called head. $\frac{P}{\rho g}$ is called pressure head, $\frac{v^2}{2g}$ is velocity head and h is the gravitational head.

Special case :

If the liquid flows through a horizontal tube, $h_1 = h_2$. Therefore there is no increase in potential energy of the liquid i.e. the gravitational head becomes zero.

\therefore equation (3) becomes

$$\frac{P}{\rho} + \frac{1}{2}v^2 = \text{a constant}$$

This is another form of Bernoulli's equation.

5.6.3 Application of Bernoulli's theorem

(i) Lift of an aircraft wing

A section of an aircraft wing and the flow lines are shown in Fig. 5.34. The orientation of the wing relative to the flow direction causes the flow lines to crowd together above the wing. This corresponds to increased velocity in this region and hence the pressure is reduced. But below the wing, the pressure is nearly equal to the atmospheric pressure. As a result of this, the upward force on the underside of the wing is greater than the downward force on the topside. Thus there is a net upward force or lift.

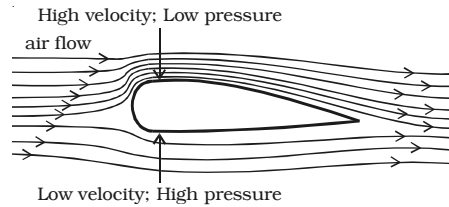


Fig. 5.34 Lift of an aircraft wing

(ii) Blowing of roofs

During a storm, the roofs of huts or tinned roofs are blown off without any damage to other parts of the hut. The blowing wind creates a low pressure P_1 on top of the roof. The pressure P_2 under the roof is however greater than P_1 . Due to this pressure difference, the roof is lifted and blown off with the wind.

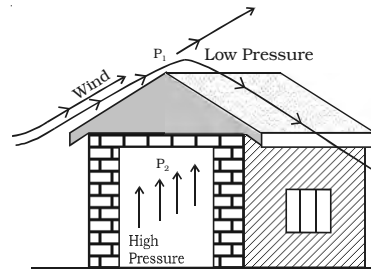


Fig. 5.35 Blowing of roofs

(iii) Bunsen burner

In a Bunsen burner, the gas comes out of the nozzle with high velocity. Due to this the pressure in the stem of the burner decreases. So, air from the atmosphere rushes into the burner.

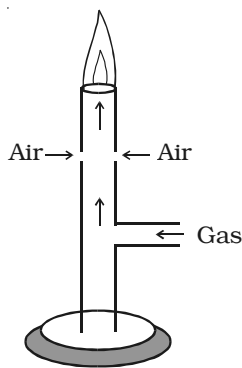


Fig. 5.36 Bunsen Burner

(iv) Motion of two parallel boats

When two boats separated by a small distance row parallel to each other along the same direction, the velocity of water between the boats becomes very large compared to that on the outer sides. Because of this, the pressure in between the two boats gets reduced. The high pressure on the outer side pushes the boats inwards. As a result of this, the boats come closer and may even collide.

Solved problems

- 5.1 A 50 kg mass is suspended from one end of a wire of length 4 m and diameter 3 mm whose other end is fixed. What will be the elongation of the wire? Take $q = 7 \times 10^{10} \text{ N m}^{-2}$ for the material of the wire.

Data : $l = 4 \text{ m}$; $d = 3 \text{ mm} = 3 \times 10^{-3} \text{ m}$; $m = 50 \text{ kg}$; $q = 7 \times 10^{10} \text{ N m}^{-2}$

Solution : $q = \frac{Fl}{Adl}$

$$\begin{aligned} \therefore dl &= \frac{Fl}{\pi^2 q} = \frac{50 \times 9.8 \times 4}{3.14 \times (1.5 \times 10^{-3})^2 \times 7 \times 10^{10}} \\ &= 3.96 \times 10^{-3} \text{ m} \end{aligned}$$

- 5.2 A sphere contracts in volume by 0.01% when taken to the bottom of sea 1 km deep. If the density of sea water is 10^3 kg m^{-3} , find the bulk modulus of the material of the sphere.

Data : $dV = 0.01\%$

i.e. $\frac{dV}{V} = \frac{0.01}{100}$; $h = 1 \text{ km}$; $\rho = 10^3 \text{ kg m}^{-3}$

Solution : $dP = 10^3 \times 10^3 \times 9.8 = 9.8 \times 10^6$

$$\therefore k = \frac{dP}{dV/V} = \frac{9.8 \times 10^6 \times 100}{0.01} = 9.8 \times 10^{10} \text{ N m}^{-2}$$

- 5.3 A hydraulic automobile lift is designed to lift cars with a maximum mass of 3000 kg. The area of cross-section of the piston carrying the load is $425 \times 10^{-4} \text{ m}^2$. What maximum pressure would the piston have to bear?

Data : $m = 3000 \text{ kg}$, $A = 425 \times 10^{-4} \text{ m}^2$

Solution: Pressure on the piston = $\frac{\text{Weight of car}}{\text{Area of piston}} = \frac{mg}{A}$

$$= \frac{3000 \times 9.8}{425 \times 10^{-4}} = 6.92 \times 10^5 \text{ N m}^{-2}$$

- 5.4 A square plate of 0.1 m side moves parallel to another plate with a velocity of 0.1 m s^{-1} , both plates being immersed in water. If the viscous force is $2 \times 10^{-3} \text{ N}$ and viscosity of water is $10^{-3} \text{ N s m}^{-2}$, find their distance of separation.

Data : Area of plate $A = 0.1 \times 0.1 = 0.01 \text{ m}^2$

Viscous force $F = 2 \times 10^{-3} \text{ N}$

Velocity $dv = 0.1 \text{ m s}^{-1}$

Coefficient of viscosity $\eta = 10^{-3} \text{ N s m}^{-2}$

Solution : Distance $dx = \frac{\eta Adv}{F}$

$$= \frac{10^{-3} \times 0.01 \times 0.1}{2 \times 10^{-3}} = 5 \times 10^{-4} \text{ m}$$

- 5.5 Determine the velocity for air flowing through a tube of 10^{-2} m radius. For air $\rho = 1.3 \text{ kg m}^{-3}$ and $\eta = 187 \times 10^{-7} \text{ N s m}^{-2}$.

Data : $r = 10^{-2} \text{ m}$; $\rho = 1.3 \text{ kg m}^{-3}$; $\eta = 187 \times 10^{-7} \text{ N s m}^{-2}$; $N_R = 2000$

Solution : velocity $v = \frac{N_R \eta}{\rho D}$

$$= \frac{2000 \times 187 \times 10^{-7}}{1.3 \times 2 \times 10^{-2}} = 1.44 \text{ m s}^{-1}$$

- 5.6 Fine particles of sand are shaken up in water contained in a tall cylinder. If the depth of water in the cylinder is 0.3 m , calculate the size of the largest particle of sand that can remain suspended after 40 minutes. Assume density of sand = 2600 kg m^{-3} and viscosity of water = $10^{-3} \text{ N s m}^{-2}$.

Data : $s = 0.3 \text{ m}$, $t = 40 \text{ minutes} = 40 \times 60 \text{ s}$, $\rho = 2600 \text{ kg m}^{-3}$

Solution: Let us assume that the sand particles are spherical in shape and are of different size.

Let r be the radius of the largest particle.

Terminal velocity $v = \frac{0.3}{40 \times 60} = 1.25 \times 10^{-4} \text{ m s}^{-1}$

Radius $r = \sqrt{\frac{9\eta v}{2(\rho - \sigma)g}}$

$$= \sqrt{\frac{9 \times 10^{-3} \times 1.25 \times 10^{-4}}{2(2600 - 1000)9.8}}$$
$$= 5.989 \times 10^{-6} \text{ m}$$

- 5.7 A circular wire loop of 0.03 m radius is rested on the surface of a liquid and then raised. The pull required is 0.003 kg wt greater than the force acting after the film breaks. Find the surface tension of the liquid.

Solution: The additional pull F of 0.003 kg wt is the force due to surface tension.

\therefore Force due to surface tension,

$$F = T \times \text{length of ring in contact with liquid}$$

$$(i.e) F = T \times 2 \times 2\pi r = 4\pi Tr$$

$$(i.e) 4\pi Tr = F$$

$$\therefore 4\pi Tr = 0.003 \times 9.81$$

$$\text{or } T = \frac{0.003 \times 9.81}{4 \times 3.14 \times 0.03} = 0.078 \text{ N m}^{-1}$$

- 5.8 Calculate the diameter of a capillary tube in which mercury is depressed by 2.219 mm. Given T for mercury is 0.54 N m^{-1} , angle of contact is 140° and density of mercury is 13600 kg m^{-3}

Data : $h = -2.219 \times 10^{-3} \text{ m}$; $T = 0.54 \text{ N m}^{-1}$; $\theta = 140^\circ$;

$$\rho = 13600 \text{ kg m}^{-3}$$

Solution : $hr\rho g = 2T \cos \theta$

$$\therefore r = \frac{2T \cos \theta}{h\rho g}$$

$$= \frac{2 \times 0.54 \times \cos 140^\circ}{(-2.219 \times 10^{-3}) \times 13600 \times 9.8}$$

$$= 2.79 \times 10^{-3} \text{ m}$$

$$\text{Diameter} = 2r = 2 \times 2.79 \times 10^{-3} \text{ m} = 5.58 \text{ mm}$$

- 5.9 Calculate the energy required to split a water drop of radius $1 \times 10^{-3} \text{ m}$ into one thousand million droplets of same size. Surface tension of water = 0.072 N m^{-1}

Data : Radius of big drop $R = 1 \times 10^{-3} \text{ m}$

$$\text{Number of drops } n = 10^3 \times 10^6 = 10^9 ; T = 0.072 \text{ N m}^{-1}$$

Solution : Let r be the radius of droplet.

Volume of 10^9 drops = Volume of big drop

$$10^9 \times \frac{4}{3} \pi r^3 = \frac{4}{3} \pi R^3$$

$$10^9 r^3 = R^3 = (10^{-3})^3$$

$$(10^3 r)^3 = (10^{-3})^3$$

$$r = \frac{10^{-3}}{10^3} = 10^{-6} \text{ m}$$

$$\text{Increase in surface area } ds = 10^9 \times 4\pi r^2 - 4\pi R^2$$

$$\text{(i.e.) } ds = 4\pi [10^9 \times (10^{-6})^2 - (10^{-3})^2] = 4\pi [10^{-3} - 10^{-6}] \text{ m}^2$$

$$\therefore ds = 0.01254 \text{ m}^2$$

$$\text{Work done } W = T.ds = 0.072 \times 0.01254 = 9.034 \times 10^{-4} \text{ J}$$

- 5.10 Calculate the minimum pressure required to force the blood from the heart to the top of the head (a vertical distance of 0.5 m). Given density of blood = 1040 kg m^{-3} . Neglect friction.

$$\text{Data : } h_2 - h_1 = 0.5 \text{ m, } \rho = 1040 \text{ kg m}^{-3}, P_1 - P_2 = ?$$

Solution : According to Bernoulli's theorem

$$P_1 - P_2 = \rho g(h_2 - h_1) + \frac{1}{2} \rho (v_2^2 - v_1^2)$$

If $v_2 = v_1$, then

$$P_1 - P_2 = \rho g (h_2 - h_1)$$

$$P_1 - P_2 = 1040 \times 9.8 (0.5)$$

$$P_1 - P_2 = 5.096 \times 10^3 \text{ N m}^{-2}$$

Self evaluation

(The questions and problems given in this self evaluation are only samples. In the same way any question and problem could be framed from the text matter. Students must be prepared to answer any question and problem from the text matter, not only from the self evaluation.)

- 5.1 If the length of the wire and mass suspended are doubled in a Young's modulus experiment, then, Young's modulus of the wire
- (a) remains unchanged (b) becomes double
(c) becomes four times (d) becomes sixteen times
- 5.2 For a perfect rigid body, Young's modulus is
- (a) zero (b) infinity
(c) 1 (d) -1
- 5.3 Two wires of the same radii and material have their lengths in the ratio 1 : 2. If these are stretched by the same force, the strains produced in the two wires will be in the ratio
- (a) 1 : 4 (b) 1 : 2
(c) 2 : 1 (d) 1 : 1
- 5.4 If the temperature of a liquid is raised, then its surface tension is
- (a) decreased (b) increased
(c) does not change (d) equal to viscosity
- 5.5 The excess of pressure inside two soap bubbles of diameters in the ratio 2 : 1 is
- (a) 1 : 4 (b) 2 : 1
(c) 1 : 2 (d) 4 : 1
- 5.6 A square frame of side l is dipped in a soap solution. When the frame is taken out, a soap film is formed. The force on the frame due to surface tension T of the soap solution is
- (a) $8 Tl$ (b) $4 Tl$
(c) $10 Tl$ (d) $12 Tl$

- 5.7 The rain drops falling from the sky neither hit us hard nor make holes on the ground because they move with
- (a) constant acceleration (b) variable acceleration
(c) variable speed (d) constant velocity
- 5.8 Two hail stones whose radii are in the ratio of 1 : 2 fall from a height of 50 km. Their terminal velocities are in the ratio of
- (a) 1 : 9 (b) 9 : 1
(c) 4 : 1 (d) 1 : 4
- 5.9 Water flows through a horizontal pipe of varying cross-section at the rate of $0.2 \text{ m}^3 \text{ s}^{-1}$. The velocity of water at a point where the area of cross-section of the pipe is 0.01 m^2 is
- (a) 2 ms^{-1} (b) 20 ms^{-1}
(c) 200 ms^{-1} (d) 0.2 ms^{-1}
- 5.10 An object entering Earth's atmosphere at a high velocity catches fire due to
- (a) viscosity of air (b) the high heat content of atmosphere
(c) pressure of certain gases (d) high force of g .
- 5.11 Define : i) elastic body ii) plastic body iii) stress iv) strain v) elastic limit vi) restoring force
- 5.12 State Hooke's law.
- 5.13 Explain the three moduli of elasticity.
- 5.14 Describe Searle's Experiment.
- 5.15 Which is more elastic, rubber or steel? Support your answer.
- 5.16 State and prove Pascal's law without considering the effect of gravity.
- 5.17 Taking gravity into account, explain Pascal's law.
- 5.18 Explain the principle, construction and working of hydraulic brakes.
- 5.19 What is Reynold's number?
- 5.20 What is critical velocity of a liquid?
- 5.21 Why aeroplanes and cars have streamline shape?
- 5.22 Describe an experiment to determine viscosity of a liquid.

- 5.23 *What is terminal velocity?*
- 5.24 *Explain Stoke's law.*
- 5.25 *Derive an expression for terminal velocity of a small sphere falling through a viscous liquid.*
- 5.26 *Define cohesive force and adhesive force. Give examples.*
- 5.27 *Define i) molecular range ii) sphere of influence iii) surface tension.*
- 5.28 *Explain surface tension on the basis of molecular theory.*
- 5.29 *Establish the relation between surface tension and surface energy.*
- 5.30 *Give four examples of practical application of surface tension.*
- 5.31 *How do insects run on the surface of water?*
- 5.32 *Why hot water is preferred to cold water for washing clothes?*
- 5.33 *Derive an expression for the total energy per unit mass of a flowing liquid.*
- 5.34 *State and prove Bernoulli's theorem.*
- 5.35 *Why the blood pressure in humans is greater at the feet than at the brain?*
- 5.36 *Why two holes are made to empty an oil tin?*
- 5.37 *A person standing near a speeding train has a danger of falling towards the train. Why?*
- 5.38 *Why a small bubble rises slowly through a liquid whereas the bigger bubble rises rapidly?*

Problems

- 5.39 *A wire of diameter 2.5 mm is stretched by a force of 980 N. If the Young's modulus of the wire is $12.5 \times 10^{10} \text{ N m}^{-2}$, find the percentage increase in the length of the wire.*
- 5.40 *Two wires are made of same material. The length of the first wire is half of the second wire and its diameter is double that of second wire. If equal loads are applied on both the wires, find the ratio of increase in their lengths.*
- 5.41 *The diameter of a brass rod is 4 mm. Calculate the stress and strain when it is stretched by 0.25% of its length. Find the force exerted. Given $q = 9.2 \times 10^{10} \text{ N m}^{-2}$ for brass.*

- 5.42 Calculate the volume change of a solid copper cube, 40 mm on each side, when subjected to a pressure of 2×10^7 Pa. Bulk modulus of copper is 1.25×10^{11} N m⁻².
- 5.43 In a hydraulic lift, the piston P_2 has a diameter of 50 cm and that of P_1 is 10 cm. What is the force on P_2 when 1 N of force is applied on P_1 ?
- 5.44 Calculate the mass of water flowing in 10 minutes through a tube of radius 10^{-2} m and length 1 m having a constant pressure of 0.2 m of water. Assume coefficient of viscosity of water = 9×10^{-4} N s m⁻² and $g = 9.8$ m s⁻².
- 5.45 A liquid flows through a pipe of 10^{-3} m radius and 0.1 m length under a pressure of 10^3 Pa. If the coefficient of viscosity of the liquid is 1.25×10^{-3} N s m⁻², calculate the rate of flow and the speed of the liquid coming out of the pipe.
- 5.46 For cylindrical pipes, Reynold's number is nearly 2000. If the diameter of a pipe is 2 cm and water flows through it, determine the velocity of the flow. Take η for water = 10^{-3} N s m⁻².
- 5.47 In a Poiseuille's flow experiment, the following are noted.
- i) Volume of liquid discharged per minute = 15×10^{-6} m³
 - ii) Head of liquid = 0.30 m
 - iii) Length of tube = 0.25 m
 - iv) Diameter = 2×10^{-3} m
 - v) Density of liquid = 2300 kg m⁻³.
- Calculate the coefficient of viscosity.
- 5.48 An air bubble of 0.01 m radius raises steadily at a speed of 5×10^{-3} m s⁻¹ through a liquid of density 800 kg m⁻³. Find the coefficient of viscosity of the liquid. Neglect the density of air.
- 5.49 Calculate the viscous force on a ball of radius 1 mm moving through a liquid of viscosity 0.2 N s m⁻² at a speed of 0.07 m s⁻¹.
- 5.50 A U shaped wire is dipped in soap solution. The thin soap film formed between the wire and a slider supports a weight of 1.5×10^{-2} N. If the length of the slider is 30 cm, calculate the surface tension of the film.

- 5.51 Calculate the force required to remove a flat circular plate of radius 0.02 m from the surface of water. Assume surface tension of water is 0.07 N m^{-1} .
- 5.52 Find the work done in blowing up a soap bubble from an initial surface area of $0.5 \times 10^{-4} \text{ m}^2$ to an area $1.1 \times 10^{-4} \text{ m}^2$. The surface tension of soap solution is 0.03 N m^{-1} .
- 5.53 Determine the height to which water will rise in a capillary tube of $0.5 \times 10^{-3} \text{ m}$ diameter. Given for water, surface tension is 0.074 N m^{-1} .
- 5.54 A capillary tube of inner diameter 4 mm stands vertically in a bowl of mercury. The density of mercury is $13,500 \text{ kg m}^{-3}$ and its surface tension is 0.544 N m^{-1} . If the level of mercury in the tube is 2.33 mm below the level outside, find the angle of contact of mercury with glass.
- 5.55 A capillary tube of inner radius $5 \times 10^{-4} \text{ m}$ is dipped in water of surface tension 0.075 N m^{-1} . To what height is the water raised by the capillary action above the water level outside. Calculate the weight of water column in the tube.
- 5.56 What amount of energy will be liberated if 1000 droplets of water, each of diameter 10^{-8} m , coalesce to form a big drop. Surface tension of water is 0.075 N m^{-1} .
- 5.57 Water flows through a horizontal pipe of varying cross-section. If the pressure of water equals $2 \times 10^{-2} \text{ m}$ of mercury where the velocity of flow is $32 \times 10^{-2} \text{ m s}^{-1}$ find the pressure at another point, where the velocity of flow is $40 \times 10^{-2} \text{ m s}^{-1}$.

Answers

5.1 (a)	5.2 (b)	5.3 (d)	5.4 (a)
5.5 (c)	5.6 (a)	5.7 (d)	5.8 (d)
5.9 (b)	5.10 (a)		
5.39	0.16 %	5.40	1 : 8
5.41	$2.3 \times 10^8 \text{ N m}^{-2}$, 0.0025, $2.89 \times 10^3 \text{ N}$		
5.42	$-1.024 \times 10^{-8} \text{ m}^3$	5.43	25 N
5.44	$5.13 \times 10^3 \text{ kg}$	5.45	$3.14 \times 10^6 \text{ m}^3 \text{ s}^{-1}$, 1 m s^{-1}
5.46	0.1 ms^{-1}	5.47	$4.25 \times 10^{-2} \text{ N s m}^{-2}$
5.48	34.84 N s m^{-2}	5.49	$2.63 \times 10^{-4} \text{ N}$
5.50	$2.5 \times 10^{-2} \text{ N m}^{-1}$	5.51	$8.8 \times 10^{-3} \text{ N}$
5.52	$1.8 \times 10^{-6} \text{ J}$	5.53	$6.04 \times 10^{-2} \text{ m}$
5.54	124°36'	5.55	$3.04 \times 10^{-2} \text{ m}$, $2.35 \times 10^{-4} \text{ N}$
5.56	$2.12 \times 10^{-14} \text{ J}$	5.57	2636.8 N m^{-2}

Mathematical Notes

(Not for examination)

Logarithm

In physics, a student is expected to do the calculation by using logarithm tables. The logarithm of any number to a given base is the power to which the base must be raised in order to obtain the number. For example, we know that 2 raised to power 3 is equal to 8 (i.e) $2^3 = 8$. In the logarithm form this fact is stated as the logarithm of 8 to the base 2 is equal to 3. (i.e.) $\log_2 8 = 3$.

In general, if $a^x = N$, then $\log_a N = x$.

We use “common logarithm” for calculation purposes. Common logarithm of a number is the power to which 10 must be raised in order to obtain that number. The base 10 is usually not mentioned. In other words, when base is not mentioned, it is understood as base of 10.

For doing calculations with log tables, the following formulae should be kept in mind.

- (i) Product formula : $\log mn = \log m + \log n$
- (ii) Quotient formula : $\log \frac{m}{n} = \log m - \log n$
- (iii) Power formula : $\log m^n = n \log m$
- (iv) Base changing formula : $\log_a m = \log_b m \times \log_a b$

Logarithm of a number consists of two parts called characteristic and Mantissa. The integral part of the logarithm of a number after expressing the decimal part as a positive is called characteristic. The positive decimal part is called Mantissa.

To find the characteristic of a number

- (i) The characteristic of a number greater than one or equal to one is lesser by one (i.e) $(n - 1)$ than the number of digits (n) present to the left of the decimal point in a given number.
- (ii) The characteristic of a number less than one is a negative number whose numerical value is more by one i.e. $(n+1)$ than

the number of zeroes (n) between the decimal point and the first significant figure of the number.

Example	Number	Characteristic
	5678.9	3
	567.89	2
	56.789	1
	5.6789	<u>0</u>
	0.56789	<u>1</u>
	0.056789	<u>2</u>
	0.0056789	<u>3</u>

To find the Mantissa of a number

We have to find out the Mantissa from the logarithm table. The position of a decimal point is immaterial for finding the Mantissa. (i.e) $\log 39$, $\log 0.39$, $\log 0.039$ all have same Mantissa. We use the following procedure for finding the Mantissa.

- (i) For finding the Mantissa of $\log 56.78$, the decimal point is ignored. We get 5678. It can be noted that the first two digits from the left form 56, the third digit is 7 and the fourth is 8.
- (ii) In the log tables, proceed in the row 56 and in this row find the number written under the column headed by the third digit 7. (i.e) 7536. To this number the mean difference written under the fourth digit 8 in the same row is added (i.e) $7536 + 6 = 7542$. Hence logarithm of 56.78 is 1.7542. 1 is the characteristic and 0.7542 is the Mantissa.
- (iii) To find out the Mantissa of 567, find the number in the row headed by 56 and under the column 7. It is 7536. Hence the logarithm of 567 is 2. 7536. Here 2 is the characteristic and 0.7536 is the Mantissa.
- (iv) To find out the Mantissa of 56, find the number in the row headed by 56 and under the column 0. It is 7482. Hence the logarithm of 56 is 1.7482. Here 1 is the characteristic and 0.7482 is the Mantissa.
- (v) To find out the Mantissa of 5, find the number in the row headed by 50 and under the column 0. It is 6990. Hence the logarithm

of 5 is 0.6990. Here 0 is the characteristic and 0.6990 is the Mantissa.

Antilogarithm

To find out the antilogarithm of a number, we use the decimal part of a number and read the antilogarithm table in the same manner as in the case of logarithm.

- (i) If the characteristic is \bar{n} , then the decimal point is fixed after (n+1)th digit.
- (ii) If the characteristic is n, then add (n-1) zeroes to the left side and then fix the decimal point.
- (iii) In general if the characteristic is n or \bar{n} , then fix the decimal point right side of the first digit and multiply the whole number by 10^n or 10^{-n} .

Example	Number	Antilogarithm
	0.9328	8.567 or 8.567×10^0
	1.9328	85.67 or 8.567×10^1
	2.9328	856.7 or 8.567×10^2
	3.9328	8567.0 or 8.567×10^3
	$\bar{1}.9328$	0.8567 or 8.567×10^{-1}
	$\bar{2}.9328$	0.08567 or 8.567×10^{-2}
	$\bar{3}.9328$	0.008567 or 8.567×10^{-3}

EXERCISE - 1

1. Expand by using logarithm formula

(i) $T = 2\pi \sqrt{l/g}$

(ii) $v_e = \sqrt{2gR}$

(iii) $q = \frac{mgl}{\pi r^2 x}$

(iv) $\log_e 2$

2. Multiply $\bar{5}.5670$ by 3
3. Divide $\bar{3}.6990$ by 2
4. Evaluate using logarithm

(i) $\frac{2 \times 22 \times 6400}{7 \times 7918.4}$

(ii) $\sqrt{9.8 \times 6370 \times 10^3}$

$$(iii) \frac{2 \times 7.35 \times 10^2}{9.8 \times 10^3 \times 8.5 \times 10^{-2}} \quad (iv) \quad 2\pi \sqrt{\frac{0.5}{245}}$$

Some commonly used formulae of algebra

- (i) $(a+b)^2 = a^2 + 2ab + b^2$
- (ii) $(a-b)^2 = a^2 - 2ab + b^2$
- (iii) $(a+b+c)^2 = a^2 + b^2 + c^2 + 2ab + 2bc + 2ca$
- (iv) $(a+b)^3 = a^3 + b^3 + 3a^2b + 3b^2a$
- (v) $(a - b)^3 = a^3 - b^3 - 3a^2b + 3ab^2$

Quadratic equation

An algebraic equation in the form $ax^2 + bx + c = 0$ is called quadratic equation. Here a is the coefficient of x^2 , b is the coefficient of x and c is the constant. The solution of the quadratic equation is

$$x = \frac{-b \pm \sqrt{b^2 - 4ac}}{2a}$$

Binomial theorem

The theorem states that $(1 + x)^n = 1 + nx + \frac{n(n-1)}{2!} x^2 + \frac{n(n-1)(n-2)}{3!} x^3 + \dots$ where x is less than 1 and n is any number. If n is a positive integer the expansion will have (n+1) terms and if n is negative or fraction, the expansion will have infinite terms.

- Factorial 2 = 2! = 2 × 1
- Factorial 3 = 3! = 3 × 2 × 1
- Factorial n = n! = n(n - 1) (n - 2)

If x is very small, then the terms with higher powers of x can be neglected.

$$(i.e) \quad (1 + x)^n = 1 + nx \quad (1 + x)^{-n} = 1 - nx$$

$$(1 - x)^n = 1 - nx \quad (1 - x)^{-n} = 1 + nx$$

EXERCISE- 2

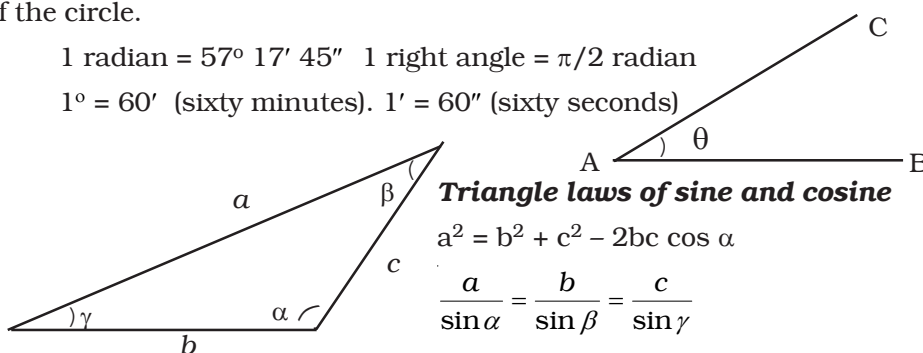
- 1. Find the value of x in $4x^2 + 5x - 2 = 0$
- 2. Expand Binomially (i) $\left[1 + \frac{h}{R}\right]^{-2}$ (ii) $(1 - 2x)^3$

Trigonometry

Let the line AC moves in anticlockwise direction from the initial position AB. The amount of revolution that the moving line makes with its initial position is called angle. From the figure $\theta = \angle CAB$. The angle is measured with degree and radian. Radian is the angle subtended at the centre of a circle by an arc of the circle, whose length is equal to the radius of the circle.

$$1 \text{ radian} = 57^\circ 17' 45'' \quad 1 \text{ right angle} = \pi/2 \text{ radian}$$

$$1^\circ = 60' \text{ (sixty minutes)}. \quad 1' = 60'' \text{ (sixty seconds)}$$



Triangle laws of sine and cosine

$$a^2 = b^2 + c^2 - 2bc \cos \alpha$$

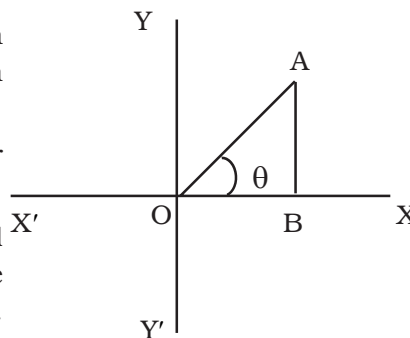
$$\frac{a}{\sin \alpha} = \frac{b}{\sin \beta} = \frac{c}{\sin \gamma}$$

Trigonometrical ratios (T - ratios)

Consider the line OA making an angle θ in anticlockwise direction with OX.

From A, draw the perpendicular AB to OX.

The longest side of the right angled triangle, OA is called hypotenuse. The side AB is called perpendicular or opposite side. The side OB is called base or adjacent side.



1. Sine of angle $\theta = \sin \theta = \frac{\text{perpendicular}}{\text{hypotenuse}}$
2. Cosine of angle $\theta = \cos \theta = \frac{\text{base}}{\text{hypotenuse}}$
3. Tangent of angle $\theta = \tan \theta = \frac{\text{perpendicular}}{\text{base}}$
4. Cotangent of $\theta = \cot \theta = \frac{\text{base}}{\text{perpendicular}}$

$$5. \text{ Secant of } \theta = \sec \theta = \frac{\text{hypotenuse}}{\text{base}}$$

$$6. \text{ Cosecant of } \theta = \operatorname{cosec} \theta = \frac{\text{hypotenuse}}{\text{perpendicular}}$$

Sign of trigonometrical ratios

II quadrant $\sin \theta$ and $\operatorname{cosec} \theta$ only positive	I quadrant All positive
III quadrant $\tan \theta$ and $\cot \theta$ only positive	IV quadrant $\cos \theta$ and $\sec \theta$ only positive

T – ratios of allied angles

$-\theta, 90^\circ - \theta, 90^\circ + \theta, 180^\circ - \theta, 180^\circ + \theta, 270^\circ - \theta, 270^\circ + \theta$ are called allied angles to the angle θ . The allied angles are always integral multiples of 90° .

1. (a) $\sin(-\theta) = -\sin \theta$ (b) $\cos(-\theta) = \cos \theta$ (c) $\tan(-\theta) = -\tan \theta$
2. (a) $\sin(90^\circ - \theta) = \cos \theta$ (b) $\cos(90^\circ - \theta) = \sin \theta$ (c) $\tan(90^\circ - \theta) = \cot \theta$
3. (a) $\sin(90^\circ + \theta) = \cos \theta$ (b) $\cos(90^\circ + \theta) = -\sin \theta$ (c) $\tan(90^\circ + \theta) = -\cot \theta$
4. (a) $\sin(180^\circ - \theta) = \sin \theta$ (b) $\cos(180^\circ - \theta) = -\cos \theta$ (c) $\tan(180^\circ - \theta) = -\tan \theta$
5. (a) $\sin(180^\circ + \theta) = -\sin \theta$ (b) $\cos(180^\circ + \theta) = -\cos \theta$ (c) $\tan(180^\circ + \theta) = \tan \theta$
6. (a) $\sin(270^\circ - \theta) = -\cos \theta$ (b) $\cos(270^\circ - \theta) = -\sin \theta$ (c) $\tan(270^\circ - \theta) = \cot \theta$
7. (a) $\sin(270^\circ + \theta) = -\cos \theta$ (b) $\cos(270^\circ + \theta) = \sin \theta$ (c) $\tan(270^\circ + \theta) = -\cot \theta$

T- ratios of some standard angles

Angle	0°	30°	45°	60°	90°	120°	180°
<i>sin</i> θ	0	$\frac{1}{2}$	$\frac{1}{\sqrt{2}}$	$\frac{\sqrt{3}}{2}$	1	$\frac{\sqrt{3}}{2}$	0
<i>cos</i> θ	1	$\frac{\sqrt{3}}{2}$	$\frac{1}{\sqrt{2}}$	$\frac{1}{2}$	0	$-\frac{1}{2}$	-1
<i>tan</i> θ	0	$\frac{1}{\sqrt{3}}$	1	$\sqrt{3}$	∞	$-\sqrt{3}$	0

Some trigonometric formulae

1. $\sin (A + B) = \sin A \cos B + \cos A \sin B$
2. $\cos (A + B) = \cos A \cos B - \sin A \sin B$
3. $\sin (A - B) = \sin A \cos B - \cos A \sin B$
4. $\cos (A - B) = \cos A \cos B + \sin A \sin B$
5. $\sin A + \sin B = 2 \sin \frac{A+B}{2} \cos \frac{A-B}{2}$
6. $\sin A - \sin B = 2 \cos \frac{A+B}{2} \sin \frac{A-B}{2}$
7. $\cos A + \cos B = 2 \cos \frac{A+B}{2} \cos \frac{A-B}{2}$
8. $\cos A - \cos B = 2 \sin \frac{A+B}{2} \sin \frac{A-B}{2}$
9. $\sin 2A = 2 \sin A \cos A = \frac{2 \tan A}{1 + \tan^2 A}$
10. $2 \sin A \cos B = \sin (A + B) + \sin (A - B)$
11. $2 \cos A \sin B = \sin (A + B) - \sin (A - B)$
12. $2 \sin A \sin B = \cos (A - B) - \cos (A + B)$
13. $2 \cos A \cos B = \cos (A + B) + \cos (A - B)$
14. $\cos 2A = 1 - 2 \sin^2 A$

Differential calculus

Let y be the function of x

(i.e) $y = f(x)$ (1)

The function y depends on variable x. If the variable x is changed to $x + \Delta x$, then the function is also changed to $y + \Delta y$

$$\therefore y + \Delta y = f(x + \Delta x) \quad \dots(2)$$

Subtracting equation (1) from (2)

$$\Delta y = f(x + \Delta x) - f(x)$$

dividing on both sides by Δx , we get

$$\frac{\Delta y}{\Delta x} = \frac{f(x + \Delta x) - f(x)}{\Delta x}$$

Taking limits on both sides of equation, when Δx approaches zero, we get

$$\lim_{\Delta x \rightarrow 0} \left(\frac{\Delta y}{\Delta x} \right) = \lim_{\Delta x \rightarrow 0} \frac{f(x + \Delta x) - f(x)}{\Delta x}$$

In calculus $\lim_{\Delta x \rightarrow 0} \frac{\Delta y}{\Delta x}$ is denoted by $\frac{dy}{dx}$ and is called differentiation of y with respect to x .

The differentiation of a function with respect to a variable means the instantaneous rate of change of the function with respect to the variable.

Some theorems and formulae

1. $\frac{d}{dx}(c) = 0$, if c is a constant.
2. If $y = cu$, where c is a constant and u is a function of x then

$$\frac{dy}{dx} = \frac{d}{dx}(cu) = c \frac{du}{dx}$$

3. If $y = u \pm v \pm w$ where u , v and w are functions of x then

$$\frac{dy}{dx} = \frac{d}{dx}(u \pm v \pm w) = \frac{du}{dx} \pm \frac{dv}{dx} \pm \frac{dw}{dx}$$

4. If $y = x^n$, where n is the real number then

$$\frac{dy}{dx} = \frac{d}{dx}(x^n) = nx^{n-1}$$

5. If $y = uv$ where u and v are functions of x then

$$\frac{dy}{dx} = \frac{d}{dx}(uv) = u \frac{dv}{dx} + v \frac{du}{dx}$$

6. If y is a function of x , then $dy = \frac{dy}{dx} \cdot dx$
7. $\frac{d}{dx} (e^x) = e^x$
8. $\frac{d}{dx} (\log_e x) = \frac{1}{x}$
9. $\frac{d}{d\theta} (\sin \theta) = \cos \theta$
10. $\frac{d}{d\theta} (\cos \theta) = -\sin \theta$
11. If y is a trigonometrical function of θ and θ is the function of t , then

$$\frac{d}{dt} (\sin \theta) = \cos \theta \frac{d\theta}{dt}$$
12. If y is a trigonometrical function of θ and θ is the function of t , then

$$\frac{d}{dt} (\cos \theta) = -\sin \theta \frac{d\theta}{dt}$$

EXERCISE - 3

1. If $y = \sin 3\theta$ find $\frac{dy}{d\theta}$
2. If $y = x^{5/7}$ find $\frac{dy}{dx}$
3. If $y = \frac{1}{x^2}$ find $\frac{dy}{dx}$
4. If $y = 4x^3 + 3x^2 + 2$, find $\frac{dy}{dx}$
5. Differentiate : (i) $ax^2 + bx + c$
6. If $s = 2t^3 - 5t^2 + 4t - 2$, find the position (s), velocity $\left(\frac{ds}{dt}\right)$ and acceleration $\left(\frac{dv}{dt}\right)$ of the particle at the end of 2 seconds.

Integration

It is the reverse process of differentiation. In other words integration is the process of finding a function whose derivative is given. The integral of a function y with respect to x is given by $\int y dx$. Integration is represented by the elongated S. The letter S represents the summation of all differential parts.

Indefinite integral

We know that $\frac{d}{dx}(x^3) = 3x^2$
 $\frac{d}{dx}(x^3 + 4) = 3x^2$
 $\frac{d}{dx}(x^3 + c) = 3x^2$

The result in the above three equations is the same. Hence the question arises as to which of the above results is the integral of $3x^2$. To overcome this difficulty the integral of $3x^2$ is taken as $(x^3 + c)$, where c is an arbitrary constant and can have any value. It is called the constant of integration and is indefinite. The integral containing c , (i.e) $(x^3 + c)$ is called indefinite integral. In practice 'c' is generally not written, though it is always implied.

Some important formulae

(1) $\int dx = x \quad \because \frac{d}{dx}(x) = 1$

(2) $\int x^n dx = \left(\frac{x^{n+1}}{n+1}\right) \quad \because \frac{d}{dx}\left(\frac{x^{n+1}}{n+1}\right) = x^n$

(3) $\int cu \, dx = c \int u \, dx$ where c is a constant

(4) $\int (u \pm v \pm w) \, dx = \int u \, dx \pm \int v \, dx \pm \int w \, dx$

(5) $\int \frac{1}{x} dx = \log_e x$

(6) $\int e^x dx = e^x$

(7) $\int \cos \theta d\theta = \sin \theta$

(8) $\int \sin \theta d\theta = -\cos \theta$

Definite integrals

When a function is integrated between a lower limit and an upper limit, it is called a definite integral.

$$\int_a^b f'(x) dx = [f(x)]_a^b = f(b) - f(a)$$

is a definite integral. Here a and b are lower and upper limits of the variable x.

EXERCISE - 4

1. Integrate the following with respect to x

(i) $4x^3$ (ii) $\frac{1}{x^2}$ (iii) $3x^2 + 7x - 4$

(iv) $\frac{5}{7x^{2/7}}$ (v) $-\frac{2}{x^3}$ (vi) $12x^2 + 6x$

2. Evaluate

(i) $\int_2^3 x^2 dx$

(ii) $\int_1^4 \sqrt{x} dx$

(iii) $\int_2^4 x dx$

(iv) $\int_{-\pi/2}^{\pi/2} \cos \theta d\theta$

ANSWERS

Exercise - 1

1. (i) $\log 2 + \log 3.14 + \frac{1}{2} \log l - \frac{1}{2} \log g$

(ii) $\frac{1}{2} (\log 2 + \log g + \log R)$

(iii) $\log m + \log g + \log l - \log 3.14 - 2 \log r - \log x$

(iv) 0.6931

2. $\overline{14.7010}$

3. $\overline{2.8495}$

4. (i) 5.080

(ii) 7.9×10^3

(iii) 1.764×10^{-4}

(iv) 2.836×10^{-1}

Exercise - 2

(1) $\frac{-5 \pm \sqrt{57}}{8}$

(2) (i) $1 - \frac{2h}{R}$ (ii) $1 - 6x$

Exercise - 3

(1) $3 \cos 30$ (2) $\frac{5}{7}x^{-2/7}$ (3) $\frac{-2}{x^3}$ (4) $12x^2 + 6x$

(5) $2ax + b$ (6) 2, 8, 14

Exercise - 4

1. (i) x^4 (ii) $-\frac{1}{x}$ (iii) $x^3 + \frac{7}{2}x^2 - 4x$

(iv) $x^{5/7}$ (v) $\frac{1}{x^2}$ (vi) $4x^3 + 3x^2$

2. (i) $\frac{19}{3}$ (ii) $\frac{14}{3}$ (iii) 6 (iv) 2

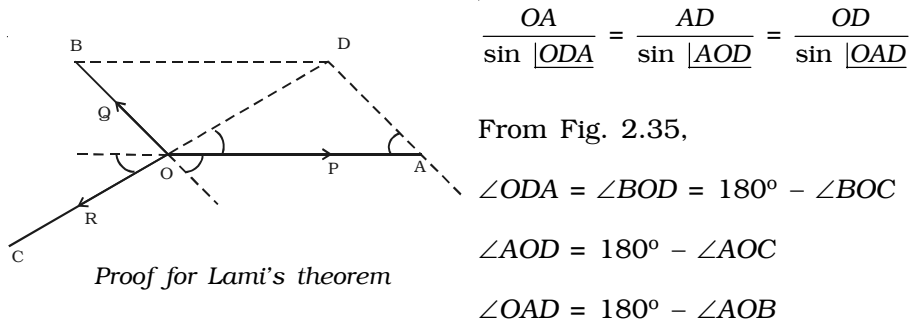
ANNEXURE

(NOT FOR EXAMINATION)

Proof for Lami's theorem

Let forces \vec{P} , \vec{Q} and \vec{R} acting at a point O be in equilibrium. Let OA and $OB(=AD)$ represent the forces \vec{P} and \vec{Q} in magnitude and direction. By the parallelogram law of forces OD will represent the resultant of the forces \vec{P} and \vec{Q} . Since the forces are in equilibrium DO will represent the third force R .

In the triangle OAD , using law of sines,



$$\frac{OA}{\sin \angle ODA} = \frac{AD}{\sin \angle AOD} = \frac{OD}{\sin \angle OAD}$$

From Fig. 2.35,

$$\angle ODA = \angle BOD = 180^\circ - \angle BOC$$

$$\angle AOD = 180^\circ - \angle AOC$$

$$\angle OAD = 180^\circ - \angle AOB$$

Therefore,

$$\frac{OA}{\sin (180^\circ - \angle BOC)} = \frac{AD}{\sin (180^\circ - \angle AOC)} = \frac{OD}{\sin (180^\circ - \angle AOB)}$$

(i.e)
$$\frac{OA}{\sin \angle BOC} = \frac{AD}{\sin \angle AOC} = \frac{OD}{\sin \angle AOB}$$

If $\angle BOC = \alpha$, $\angle AOC = \beta$, $\angle AOB = \gamma$

$$\frac{P}{\sin \alpha} = \frac{Q}{\sin \beta} = \frac{R}{\sin \gamma} \text{ which proves Lami's theorem.}$$

1. Moment of inertia of a thin uniform rod

(i) About an axis passing through its centre of gravity and perpendicular to its length

Consider a thin uniform rod AB of mass M and length l as shown in Fig. 1. Its mass per unit length will be $\frac{M}{l}$. Let, YY' be the axis passing through the centre of gravity G of the rod (and perpendicular to the length AB).

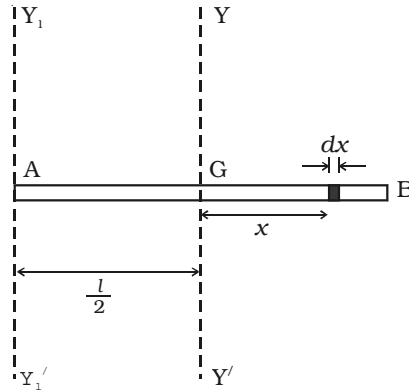


Fig 1 Moment of inertia of a thin uniform rod

Consider a small element of length dx of the rod at a distance x from G .

The mass of the element

$$= \text{mass per unit length} \times \text{length of the element} = \frac{M}{l} \times dx \quad \dots(1)$$

The moment of inertia of the element dx about the axis YY' is,

$$dI = (\text{mass}) \times (\text{distance})^2 = \left(\frac{M}{l} dx\right) (x^2) \quad \dots(2)$$

Therefore the moment of inertia of the whole rod about YY' is obtained by integrating equation (2) within the limits $-\frac{l}{2}$ to $+\frac{l}{2}$.

$$I_{CG} = \int_{-l/2}^{+l/2} \left(\frac{M}{l} dx\right) x^2 = \frac{M}{l} \int_{-l/2}^{+l/2} x^2 dx$$

$$I_{CG} = \frac{M}{l} \left(\frac{x^3}{3}\right)_{-l/2}^{+l/2} = \frac{M}{3l} \left[\left(\frac{l}{2}\right)^3 - \left(-\frac{l}{2}\right)^3\right]$$

$$= \frac{M}{3l} \left[\frac{l^3}{8} + \frac{l^3}{8}\right] = \frac{M}{3l} \left[\frac{2l^3}{8}\right]$$

$$I_{CG} = \frac{M l^3}{12l} = \frac{M l^2}{12} \quad \dots(3)$$

(ii) About an axis passing through the end and perpendicular to its length

The moment of inertia I about a parallel axis Y_1Y_1' passing through one end A can be obtained by using parallel axes theorem

$$\therefore I = I_{CG} + M\left(\frac{l}{2}\right)^2 = \frac{Ml^2}{12} + \frac{Ml^2}{4}$$

$$I = \frac{Ml^2}{3}$$

2 Moment of inertia of a thin circular ring

(i) About an axis passing through its centre and perpendicular to its plane

Let us consider a thin ring of mass M and radius R with O as centre, as shown in Fig. 2. As the ring is thin, each particle of the ring is at a distance R from the axis XOY passing through O and perpendicular to the plane of the ring.

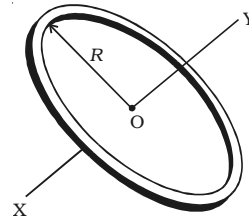


Fig 2 Moment of Inertia of a ring

For a particle of mass m on the ring, its moment of inertia about the axis XOY is mR^2 . Therefore the moment of inertia of the ring about the axis is,

$$I = \Sigma mR^2 = (\Sigma m) R^2 = MR^2$$

(ii) About its diameter

AB and CD are the diameters of the ring perpendicular to each other (Fig. 3). Since, the ring is symmetrical about any diameter, its moment of inertia about AB will be equal to that about CD . Let it be I_d . If I is the moment of inertia of the ring about an axis passing through the centre and perpendicular to its plane then applying perpendicular axes theorem,

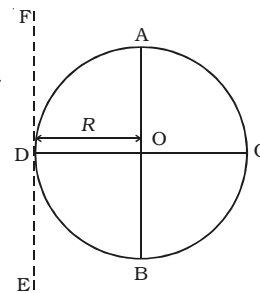


Fig 3 Moment of inertia of a ring about its diameter

$$\therefore I = I_d + I_d = MR^2 \text{ (or) } I_d = \frac{1}{2}MR^2$$

(iii) About a tangent

The moment of inertia of the ring about a tangent EF parallel to AB is obtained by using the parallel axes theorem. The moment of inertia of the ring about any tangent is,

$$I_T = I_d + M R^2 = \frac{1}{2} MR^2 + MR^2$$

$$I_T = \frac{3}{2} MR^2$$

3 Moment of inertia of a circular disc

(i) About an axis passing through its centre and perpendicular to its plane

Consider a circular disc of mass M and radius R with its centre at O as shown in Fig. 4. Let σ be the mass per unit area of the disc. The disc can be imagined to be made up of a large number of concentric circular rings of radii varying from O to R . Let us consider one such ring of radius r and width dr .

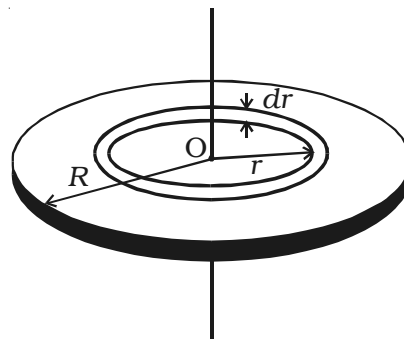


Fig 4 Moment of inertia of a circular disc

The circumference of the ring = $2\pi r$.

The area of the elementary ring = $2\pi r dr$

Mass of the ring = $2\pi r dr \sigma = 2\pi r \sigma dr$... (1)

Moment of inertia of this elementary ring about the axis passing through its centre and perpendicular to its plane is

$$dI = \text{mass} \times (\text{distance})^2$$

$$= (2\pi r \sigma dr) r^2 \quad \dots (2)$$

The moment of inertia of the whole disc about an axis passing through its centre and perpendicular to its plane is,

$$I = \int_0^R 2\pi\sigma r^3 dr = 2\pi\sigma \int_0^R r^3 dr = 2\pi\sigma \left[\frac{r^4}{4} \right]_0^R$$

$$\text{(or) } I = \frac{2\pi\sigma R^4}{4} = (\pi R^2 \sigma) \frac{1}{2} R^2 = \frac{1}{2} MR^2 \quad \dots (3)$$

where $M = \pi R^2 \sigma$ is the mass of the disc.

(ii) About a diameter

Since, the disc is symmetrical about any diameter, the moment of inertia about the diameter AB will be same as its moment of inertia about the diameter CD . Let it be I_d (Fig. 5). According to perpendicular axes theorem, the moment of inertia I of the disc, about an axis perpendicular to its plane and passing through the centre will be equal to the sum of its moment of inertia about two mutually perpendicular diameters AB and CD .

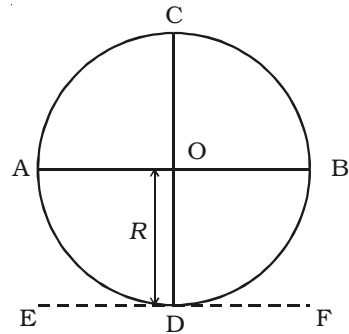


Fig 5 Moment of inertia of a disc about a tangent line

$$\text{Hence, } I = I_d + I_d = \frac{1}{2} MR^2 = \frac{1}{4} MR^2$$

(iii) About a tangent in its plane

The moment of inertia of the disc about the tangent EF in the plane of the disc and parallel to AB can be obtained by using the theorem of parallel axes (Fig. 3.15).

$$I_T = I_d + MR^2 = \frac{1}{4} MR^2 + MR^2$$

$$\therefore I_T = \frac{5}{4} MR^2$$

4 Moment of inertia of a sphere

(i) About a diameter

Let us consider a homogeneous solid sphere of mass M , density ρ and radius R with centre O (Fig. 6). AB is the diameter about which the moment of inertia is to be determined. The sphere may be considered as made up of a large number of coaxial circular discs with their centres lying on AB and their planes perpendicular to AB . Consider a disc of radius $PO' = y$ and thickness dx with centre O' and at a distance x from O ,

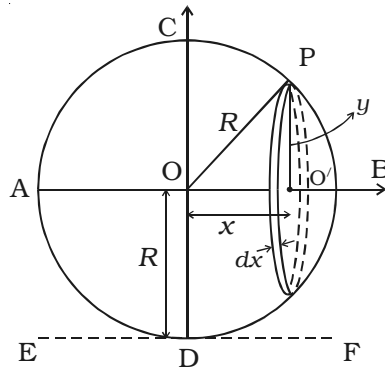


Fig 6 Moment of inertia of a sphere about a diameter

$$\text{Its volume} = \pi y^2 dx \quad \dots(1)$$

$$\text{Mass of the disc} = \pi y^2 dx \cdot \rho \quad \dots(2)$$

$$\text{From Fig. 6, } R^2 = y^2 + x^2 \quad (\text{or}) \quad y^2 = R^2 - x^2 \quad \dots(3)$$

Using (3) in (2),

$$\text{Mass of the circular disc} = \pi (R^2 - x^2) dx \rho \quad \dots(4)$$

The moment of inertia of the disc about the diameter AB is,

$$\begin{aligned} dI &= \frac{1}{2} (\text{mass}) \times (\text{radius})^2 \\ &= \frac{1}{2} \pi (R^2 - x^2) dx \cdot \rho (y)^2 \\ &= \frac{1}{2} \pi \rho (R^2 - x^2)^2 dx \quad \dots (5) \end{aligned}$$

The moment of inertia of the entire sphere about the diameter AB is obtained by integrating eqn (5) within the limits $x = -R$ to $x = +R$.

$$\begin{aligned} \therefore I &= \int_{-R}^{+R} \frac{1}{2} \pi \rho (R^2 - x^2)^2 dx \\ I &= 2 \times \frac{1}{2} (\pi \rho) \int_0^R (R^2 - x^2)^2 dx \\ &= (\pi \rho) \int_0^R (R^4 + x^4 - 2R^2 x^2) dx \\ &= \pi \rho \left[R^5 + \frac{R^5}{5} - \frac{2R^5}{3} \right] \\ &= \pi \rho \left(\frac{8}{15} R^5 \right) = \left(\frac{4}{3} \pi R^3 \rho \right) \left(\frac{2}{5} R^2 \right) \\ &= M \cdot \left(\frac{2}{5} R^2 \right) = \frac{2}{5} MR^2 \end{aligned}$$

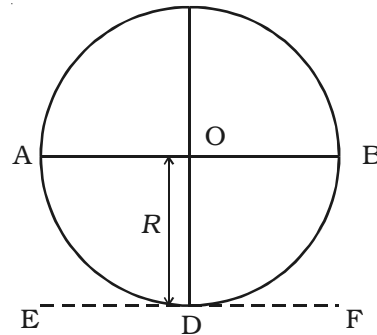


Fig 7 Moment of inertia of a sphere about a tangent

where $M = \frac{4}{3} \pi R^3 \rho = \text{mass of the solid sphere}$

$$\therefore I = \frac{2}{5} MR^2$$

(ii) About a tangent

The moment of inertia of a solid sphere about a tangent EF parallel to the diameter AB (Fig. 7) can be determined using the parallel axes theorem,

$$I_T = I_{AB} + MR^2 = \frac{2}{5}MR^2 + MR^2$$

$$\therefore I_T = \frac{7}{5}MR^2$$

5. Moment of inertia of a solid cylinder

(i) about its own axis

Let us consider a solid cylinder of mass M , radius R and length l . It may be assumed that it is made up of a large number of thin circular discs each of mass m and radius R placed one above the other.

Moment of inertia of a disc about an axis passing through its centre but perpendicular to its plane = $\frac{mR^2}{2}$

$$\therefore \text{Moment of inertia of the cylinder about its axis } I = \sum \frac{mR^2}{2}$$

$$I = \frac{R^2}{2} \left(\sum m \right) = \frac{R^2}{2} M = \frac{MR^2}{2}$$

(ii) About an axis passing through its centre and perpendicular to its length

$$\text{Mass per unit length of the cylinder} = \frac{M}{l} \quad \dots(1)$$

Let O be the centre of gravity of the cylinder and YOY' be the axis passing through the centre of gravity and perpendicular to the length of the cylinder (Fig. 8).

Consider a small circular disc of width dx at a distance x from the axis YY' .

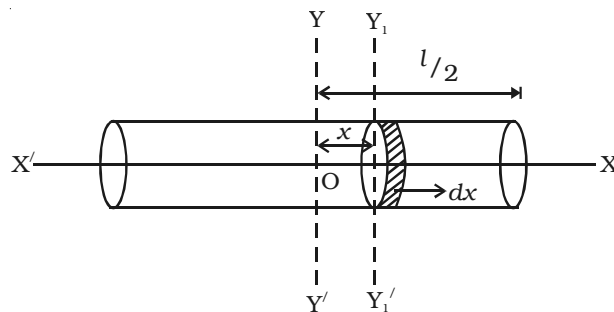


Fig.8 Moment of inertia of a cylinder about its axis

$$\therefore \text{Mass of the disc} = \text{mass per unit length} \times \text{width}$$

$$= \left(\frac{M}{l} \right) dx \quad \dots(2)$$

Moment of inertia of the disc about an axis parallel to YY' (i.e) about its diameter = (mass) $\left(\frac{\text{radius}^2}{4}\right)$

$$= \left(\frac{M}{l} dx\right) \left(\frac{R^2}{4}\right) = \frac{MR^2}{4l} dx \quad \dots(3)$$

By parallel axes theorem, the moment of inertia of this disc about an axis parallel to its diameter and passing through the centre of the cylinder (i.e. about YY') is

$$dI = \left(\frac{MR^2}{4l}\right) dx + \left(\frac{M}{l} dx\right) (x^2) \quad \dots(4)$$

Hence the moment of inertia of the cylinder about YY' is,

$$\begin{aligned} I &= \int_{-l/2}^{+l/2} \left(\frac{MR^2}{4l} dx + \frac{M}{l} x^2 dx\right) \\ I &= \frac{MR^2}{4l} \int_{-l/2}^{+l/2} dx + \frac{M}{l} \int_{-l/2}^{+l/2} x^2 dx \\ I &= \frac{MR^2}{4l} [x]_{-l/2}^{+l/2} + \frac{M}{l} \left(\frac{x^3}{3}\right)_{-l/2}^{+l/2} \\ I &= \frac{MR^2}{4l} \left[\left(\frac{l}{2}\right) - \left(-\frac{l}{2}\right)\right] + \frac{M}{l} \left[\frac{\left(\frac{l}{2}\right)^3 - \left(-\frac{l}{2}\right)^3}{3}\right] \\ I &= \frac{MR^2}{4l} (l) + \left(\frac{M}{l}\right) \left[\frac{2l^3}{24}\right] \\ &= \frac{MR^2}{4} + \frac{Ml^2}{12} \\ I &= M \left(\frac{R^2}{4} + \frac{l^2}{12}\right) \quad \dots(5) \end{aligned}$$